

Agenda

Pwyllgor Archwilio

Dyddiad: Dydd Iau, 23 Tachwedd 2023

Amser: 5.00 pm

Lleoliad:

At: G Chapman (Cadeirydd), D Reed (Dirprwy Gadeirydd) a Dr N Barry Cyngorwyr
S Cocks, J Harris, R Mogford, G Horton and J Jordan

Eitem	Wardiau Dan Sylw
1	<u>Ymddiheuriadau dros Absenoldeb</u>
2	<u>Datganiadau o ddiddordeb</u>
3	<u>Cofnodion y Cyfarfod Diweddaf (Tudalennau 3 - 10)</u>
4	<u>Datganiad Cyfrifon 2022/23 (Tudalennau 11 - 178)</u>
5	<u>Adroddiad ar yr Archwiliad o Ddatganiadau Ariannol 2022/23 (Tudalennau 179 - 214)</u>
6	<u>Cofrestr Risg Corfforaethol Ch2 (Tudalennau 215 - 262)</u>
7	<u>Adroddiad Blynyddol y Pwyllgor Llywodraethu ac Archwilio 2022/23 (Tudalennau 263 - 280)</u>
8	<u>Diweddariad Llafar gan y Cyfarwyddwr Strategol: Gwasanaethau Cymdeithasol ar y Farn Ansicr i Wasanaethau Plant - Diogelu Arian Plant</u>
9	<u>Diweddariad Llafar gan y Cyfarwyddwr Strategol: Gwasanaethau Cymdeithasol ynglyn â'r Archwiliad Mewnol o Lwfansau Mabwysiadu yn Arwain at Drydedd Farn Anfoddhaol yn Olynol</u>
10	<u>Rhaglen Waith (Tudalennau 281 - 286)</u>
11	<u>Dyddiad y Cyfarfod Nesaf</u>

Bydd recordiad o'r cyfarfod hwn ar gael ar ôl iddo ddod i ben. Gellir dod o hyd i'r holl recordiadau gyfarfod [yma](#)

Person cyswllt: Taylor Strange, Swyddog Llywodraethu
Ffôn:
E-bost: democratic.services@Casnewydd.gov.uk
Dyddiad cyhoeddi: Dydd Iau, 16 Tachwedd 2023

Cofnodion



Pwyllgor Archwilio

Dyddiad: Dydd Iau, 26 Hydref 2023

Amser: 5.00 pm

Presennol: Mr G Chapman (Cadeirydd) a Mr D Reed (Dirprwy Gadeirydd)

Cynghorwyr Jordan, Horton, Harris, a Mogford

R Cornwall (Cyfarwyddwr Strategol: Trawsnewid a Chorfforaethol), M Rushworth (Pennaeth Cyllid), R Green (Pennaeth Cyllid Cynorthwyol), D Newens (Rheolwr Archwilio), L Mahoney (Uwch Bartner Busnes Cyllid, Prif Gyfrifydd)

Yn Bresennol: J Williams (Archwilio Cymru), E Bryant (Pennaeth y Gyfraith a Safonau), L Rowlands (Rheolwr Gwasanaethau Democraidd ac Etholiadol)

Ymddiheuriadau: Y Cynghorydd Cocks

Rhan 1

1 Ymddiheuriadau am Absenoldeb

Nodwyd uchod

2 Datganiadau o Ddiddordeb

Dim

3 Cofnodion y Cyfarfodydd Blaenorol

Derbyniwyd cofnodion y cyfarfod a gynhaliwyd ar 27 Gorffennaf 2023 fel cofnod cywir.

Derbyniwyd cofnodion y cyfarfod a gynhaliwyd ar 28 Medi 2023 fel cofnod cywir.

4 Diweddariad Llafar: Tîm Archwilio Mewnol

Rhoddodd y Pennaeth Cyllid ddiweddariad ar lafar ar sefyllfa'r Tîm Archwilio Mewnol. Roedd y ddwy swydd Archwilydd wedi'u llenwi'n llwyddiannus. Nid oedd swyddi'r Prif Archwilydd a'r Rheolwr Archwilio wedi llwyddo i ddenu ceisiadau addas.

O ganlyniad i hyn, gwnaed newid i'r strwythur i liniaru'r pellter cymhwysio rhwng rôl yr archwilydd a'r prif archwilydd. Oherwydd y bwlch cynnydd mawr rhwng yr Archwilydd a'r Prif Archwilydd, crëwyd swydd Uwch Archwilydd. Byddai'r swydd hon, ynghyd â'r Rheolwr Archwilio a'r Prif Archwilydd yn cael ei hysbysebu'n fuan. Byddai'r ddau Archwilydd yn dechrau ym mis Tachwedd a mis Rhagfyr, a fyddai'n cynorthwyo gyda chynnydd y cynllun archwilio, fel yr amlinellwyd mewn adroddiad ar wahân yn ddiweddarach yn y cyfarfod hwn.

Diolchodd y Cadeirydd i'r Pennaeth Cyllid ac ystyriodd y sefyllfa bresennol fel cynnydd rhagorol a wnaed yn yr hinsawdd ariannol bresennol.

Gofynnodd y Cadeirydd am ddiweddariad ar y cynllun gwasanaeth rhanbarthol.

Adroddodd y Pennaeth Cyllid sgwrs ddiweddar gyda'r gwasanaeth rhanbarthol a oedd yn nodi eu bod yn awyddus i ychwanegu dau gyngor arall. Roedd papurau penderfyniadau ffurfiol yn cael eu paratoi i'w rhannu gyda'r pedwar partner presennol i ystyried penderfyniad ffurfiol. Roedd rhai manylion ynglŷn â hyn a oedd angen trafodaeth bellach, fodd bynnag, yn gyffredinol roedd y gwasanaeth rhanbarthol yn hapus i ehangu eu gwasanaeth gyda dau gyngor ychwanegol.

Diolchodd y Cadeirydd i'r Pennaeth Cyllid am y diweddariad ac estynnodd ei ddiolch i'r tîm am eu gwaith caled.

Argymhelliad:

Nododd y Pwyllgor Llywodraethu ac Archwilio y diweddariad ar lafar gan y Pennaeth Cyllid.

5 Archwilio Mewnol - Cynnydd yn erbyn cynllun archwilio 2023/24 Ch2

Cyflwynodd y Rheolwr Archwilio yr adroddiad a'i atodiadau, a oedd yn rhoi'r wybodaeth ddiweddaraf am gynnydd yn erbyn cynllun archwilio y cytunwyd arno yn 2023/24 hyd at ddiwedd ail chwarter y flwyddyn ariannol. Roedd yr adroddiad yn darparu gwybodaeth am farn archwilio a roddwyd hyd yma a chynnydd yn erbyn targedau perfformiad allweddol.

Nododd yr adroddiad fod yr Adran Archwilio Mewnol yn gwneud cynnydd yn erbyn cynllun archwilio 2023/24 a dangosyddion perfformiad mewnol. Roedd y cynllun archwilio gwreiddiol yn seiliedig ar gyfanswm o 862 o ddiwrnodau archwilio. Roedd hyn yn cynnwys 48 o archwiliadau newydd, yn ogystal â 13 o swyddi barn parhaus a gafodd eu cario drosodd o 2022/23. Roedd yr holl swyddi archwilio a gafodd eu gwneud o ddiwedd blwyddyn 2022/23 bellach wedi'u cwblhau.

Diolchodd y Cadeirydd i'r Rheolwr Archwilio am y cyflwyniad ac roedd yn falch o weld bod cynnydd yn cael ei wneud.

Sylwadau Aelodau'r Pwyllgor:

Diolchodd Mr Reed i'r Rheolwr Archwilio am yr adroddiad.

Gofynnodd y Cadeirydd lle byddai barn a oedd wedi cael ei hail-raddio o dan yr archwiliadau dilynol yn cael eu hadlewyrchu yn yr adroddiad. Cadarnhaodd y Rheolwr Archwilio fod tudalen 33 yn dangos canlyniadau Archwiliadau Dilynol gan gynnwys y farn ddiwygiedig a roddwyd yn yr ail archwiliad.

Cadarnhaodd y Cadeirydd fod y Cyfarwyddwr Strategol: Nid oedd y Gwasanaethau Cymdeithasol yn gallu bod yn bresennol yn y cyfarfod i roi'r wybodaeth ddiweddaraf am yr Archwiliad Dilynol ar y Lwfansau Mabwysiadu, oherwydd profedigaeth deuluol, a gofyn am gyfleu cydymdeimladau diffuant Aelodau'r Pwyllgor i'r Cyfarwyddwr.

Argymhelliad:

Gwnaeth y Pwyllgor Llywodraethu ac Archwilio nodi'r adroddiad.

6 Adroddiad Monitro Hanner Blwyddyn ar Reoli'r Trysorlys 2023-24

Cyflwynodd yr Uwch Bartner Busnes Cyllid, y Prif Gyfrifydd yr adroddiad i Aelodau'r Pwyllgor.

Rhoddodd yr adroddiad wybod i'r Pwyllgor am weithgareddau'r trysorlys a gynhaliwyd o fewn blwyddyn ariannol 2023/24 a chadarnhaodd fod yr holl ddangosyddion trysorlys a darbodus wedi cael eu dilyn, yn unol â'r Strategaeth Rheoli'r Trysorlys y cytunwyd arni.

Parhaodd y cyngor i fod yn fuddsoddwr arian parod byrdymor ac yn fenthyciwr i reoli llif arian parod o ddydd i ddydd. Roedd y rhagolygon cyfredol yn dangos y gallai fod angen benthycia dros dro yn y dyfodol i ariannu gweithgareddau llif arian arferol o ddydd i ddydd a byddai benthycia tymor hwy yn cynyddu i ariannu ymrwymadau yn y rhaglen gyfalaf bresennol, yn ogystal ag effaith llai o gapasiti ar gyfer 'benthyc mewnol'.

Hyd at ddiwedd mis Medi 2023, benthyc net y Cyngor oedd £80.8m, sef gostyngiad o £10.6m o'i gymharu â lefelau ar 31 Mawrth 2023.

Roedd yr adroddiad hefyd yn amlinellu'r strategaeth / gweithgaredd benthyc mewn perthynas â benthyc tymor byr a thymor hir.

Sylwadau Aelodau'r Pwyllgor:

Gofynnodd y Cyngorydd Harris sut roedd Cyllid yn monitro sefyllfa cyngorau eraill yr oedd Cyngor Dinas Casnewydd wedi rhoi benthyc iddynt, gan fod llawer o gyhoeddiadau gwasg wedi bod ynghylch cyngorau yn cyhoeddi neu'n agos at gyhoeddi hysbysiadau Adran 114. Soniodd yr Uwch Bartner Busnes Cyllid, y Prif Gyfrifydd fod cyngor wedi ei gymryd gan Gyngorwyr Rheoli Trysorlys y Cyngor ynghylch y Cyngorau hynny a oedd yn ymdrin â Hysbysiad Adran 114.

Soniodd Mr Reed ei fod yn deall bod yr adroddiad yn cymharu diwedd mis Mawrth i ddiwedd mis Medi, ond fe holodd a fyddai ychwanegu rhywfaint o ddata o flynyddoedd blaenorol fel pwyntiau cyfeirio yn helpu i ddangos cyfeiriad teithio. Dywedodd yr Uwch Bartner Busnes Cyllid, y Prif Gyfrifydd fod dangosyddion Rheoli'r Trysorlys wedi'u gosod ar gyfer y flwyddyn 2023/24, a phwrpas yr adroddiad oedd mesur yn erbyn y strategaeth trysorlys yn ystod y flwyddyn. Cytunodd y Pennaeth Cyllid i ymgorffori rhai pwyntiau data ychwanegol i roi syniad o'r darlun deuddeg mis.

Holodd y Cadeirydd a oedd cyllid Salix yn dal i fod ar gael ar gyfer effeithlonrwydd ynni a gofynnodd a oedd cyfle i ddefnyddio mwy o'r cyllid hwn i wrthbwyso gwariant cyfalaf. Yn ail, cyfeiriodd y Cadeirydd at y gyfradd Opsiwn Rhoddwr Benthyciadau Opsiwn Benthyciwr (ORhBOB), a dalwyd ar ei ganfed ar y gyfradd ORhBOB o £5M, a gofynnodd a yw'r Cyngor yn gallu cael cyfradd well gyda benthycia tymor byr yn lle hynny.

Dywedodd yr Uwch Bartner Busnes Cyllid, y Prif Gyfrifydd fod Salix yn cael ei reoli gan y Tîm Effeithlonrwydd Ynni ac os oedd opsiynau i ddefnyddio cyllid Salix yna byddai hyn yn cael ei weithredu. Yn ail, o ran benthyciad ORhBOB, cadarnhaodd yr Uwch Bartner Busnes Cyllid, y Prif Gyfrifydd fod cyngor gan y Trysorlys wedi'i gymryd ynghylch y dull o fenthycia tymor byr gyda'r nod o sicrhau'r canlyniadau gorau posibl gan gydbwyso'r risgiau a'r mesurau lliniaru sy'n gysylltiedig â benthyc tymor penodol a'r cyfraddau sydd ar gael.

Diolchodd y Cadeirydd i'r tîm Cyllid am yr adroddiad.

Argymhelliad:

Nododd y Pwyllgor Llywodraethu ac Archwilio yr adroddiad ar weithgareddau rheoli'r trysorlys yn ystod hanner blwyddyn gyntaf 2023-24 a darparodd sylwebaeth i'w chynnwys yn yr adroddiad dilynol i'r Cabinet/Cyngor.

7 Rhaglen Waith

Pwrpas blaenraglen waith oedd helpu i sicrhau bod ffocws y Pwyllgor yn parhau i gynnal ymholiadau priodol o dan y Cylch Gorchwyl. Cyflwynodd yr adroddiad y rhaglen waith gyfredol i'r Pwyllgor er gwybodaeth a manylodd ar yr eitemau sydd i'w hystyried yn nau gyfarfod nesaf y Pwyllgor.

Argymhelliad:

Bod y Pwyllgor Llywodraethu ac Archwilio yn nodi'r Rhaglen Gwaith.

8 Dyddiad y Cyfarfod Nesaf

Cynhelir y cyfarfod nesaf ar 23 Tachwedd am 5pm yn Siambr y Cyngor.

Date Raised	Item	Recommendation	Responsible Officer	Status	
23/05/23	Agenda Item 10: Internal Audit Annual Report 2023/24	<p>1. The Strategic Director for Transformation and Corporate, along with the Audit Manager contact the Chief Education Officer to discuss auditors entering schools during industrial disputes.</p> <p>2. The Strategic Director for Social Services be Called in regarding the Unsound Audit Opinion for Children Services Safeguarding Children Money</p>	<p>Strategic Director for Transformation and Corporate / Audit Manager</p> <p>Strategic Director for Social Services</p>	<p>1. COMPLETED All 6 schools from the 23/24 audit plan have now been contacted. Fieldwork for 2 reviews has been scheduled, with scoping meetings upcoming for a further 2. The remaining 2 schools have been deferred to 24/25 audit plan. Due to the resource challenges within the audit team, we had targeted delivery of 4 of the 6 reviews.</p> <p>2. COMPLETED Strategic Director for Social Services provided update to Committee on 27th July 2023</p> <p>3. COMPLETED If considered, this</p>	

		<p>3. The Monitoring Officer be contacted to see if this should be discussed as Part 2 item.</p> <p>4. Report taken to GAC at a future meeting regarding staffing / auditing resources and capacity in the Audit Team in relation to the regional consortium.</p>	<p>Strategic Director for Transformation and Corporate /Head of Law and Standards</p> <p>Head of Finance</p>	<p>should be Part 2 report.</p> <p>4. COMPLETED Update report on Internal Audit team shared with Committee in September. Further updates on developments to be shared as required.</p>	
23/07/23	<p>Agenda Item 7:</p> <p>Corporate Risk Register Quarter 4</p>	<p>1. Provide an information only written update on the work being undertaken to manage the impact of the Eliminate Programme.</p>	<p>Strategic Director for Social Services</p>	<p>1. In Progress – written update to be shared with Committee as an information only update</p>	
23/07/23	<p>Agenda Item 8:</p> <p>Audit Wales and Regulatory Body Six-Month Update</p>	<p>1. Make amendments in future reports to make it clearer on whether the recommendations were completed or in progress</p>	<p>Performance and Programme Manager</p>	<p>In Progress</p> <p>Both actions will be reviewed and</p>	<p>Jan 2024</p>

		(e.g. Carbon Reduction 114, Equality Impact Assessment 116, Asset Management 117). 2. Anonymised recommendations from the Care Inspectorate for Wales inspections to be shared with the Committee, subject to the approval of the Monitoring Officer.	Performance and Programme Manager / Head of Law and Standards	considered in preparation of the next 6 monthly update which will be presented in January 2024.	
2/8/09/23	Agenda Item 6: Annual Corporate Self-Assessment Report 2022/23	1. Dr Barry, Co-opted Member to provide an example document ahead of next year's Annual Corporate Self-Assessment reporting cycle for discussion and comments. 2. Consider providing more explanation in the report concerning amber ratings in future assessments.	Dr Barry, Co-opted Member Strategic Director for Transformation and Corporate / Head of People, Policy and Transformation	2. COMPLETED Complete Annual Report includes a RAG assessment table, and separately tolerance.	
28/09/23	Agenda Item 8: Annual Report on Compliments, Comments and Complaints Management 2022/23	Future annual reports to build on the data outlined in the report and include demographics of residents providing feedback, and roadmap of planned improvements.	Complaints Manager	In Progress – this will be considered in preparation of the next Annual Report which will be presented in 2024.	2024

26/10/23	Agenda Item 11: 2023-24 Half Year Treasury Management Monitoring Report	Consider adding in some data from previous years as reference points to show direction of travel	Head of Finance	In Progress - The next update report on TM will be in June/July 2024 and will be incorporated then.	Summer 2024
-----------------	--	--	-----------------	---	-------------

Report

Governance and Audit Committee

Part 1

Date: 23rd November 2023

Subject **Statement of Accounts and ISA 260 Report 2022-23**

Purpose This report presents the 2022-23 Statement of Accounts and highlights the key changes since they were initially published at the end of June 2023. The report also provides an overview of the key aspects of Audit Wales' ISA 260 report, as well as the Council's response to any issues raised. This is to enable the Committee to approve the signing of the accounts and complete the 2022-23 statement of account process.

Author Assistant Head of Finance / Chief Accountant

Ward All

Summary The Accounts were authorised for publication by the Head of Finance on 30th June 23 by the Head of Finance and they were available for public scrutiny, as required by the Accounts and Audit (Wales) regulations 2014, for a 20 working day period starting 21st August 2023.

Audit Wales have conducted their audit of the Council's statement of accounts and issued the ISA 260 Report for 2022-23 which states that an unqualified opinion will be given. There is one uncorrected misstatement, and two significant issues which Audit Wales have identified through their audit and which are detailed within the report. The ISA 260 and the statement of accounts are included as Appendix A and Appendix B of this report.

Proposal

1. To review the content of the 2022-23 Accounts.
2. To review and note the content of Audit Wales' ISA 260 report.
3. To recommend that the 2023-23 statement of accounts are authorised by the Chair and the Head of Finance.

Action by Head of Finance / Assistant Head of Finance

Timetable Immediate

This report was prepared after consultation with:

- Audit Wales
- Head of Finance

Signed

Background

This paper is to be read in conjunction with the final 2022/23 Statement of Accounts and Audit Wales' ISA260 report, with the ISA260 Report being Appendix A of this report and the Statement of Accounts being Appendix B.

The Accounts were prepared in accordance with the Code of Practice on Local Authority Accounting in the UK (The Code) published by CIPFA for 2022/23.

The Accounts include the statutory Annual Governance Statement, which provides a summary of the system of internal control operating within the Council for the year to 31st March 2023. This Statement includes actions to address any identified risks and was signed by the Chief Executive and the Leader of the Council on 30th October 2023.

The Council completed and published its draft statement of accounts on 30th June, which met the extended statutory deadline of 31st July 2023. The complete set of accounts were available for public scrutiny between 21st August to 18th September and the Council received no request to review the accounts from the public during this time. The extended deadline for the audited statement of accounts is 31st December and authorising the statement of accounts at the committee date of 23rd November will mean that this deadline has been achieved.

As part of the statement of accounts process, officers will undertake a review of the accounts process and complete a lessons learnt report, which will be presented to Governance and Audit Committee in due course.

Audit Wales – ISA 260 Report

Audit Wales' report confirms that they intend to issue an unqualified opinion and that the accounting statements give a true and fair view of the financial position of the authority and have been properly accounted for in accordance with the Code.

The report details the agreed changes applied to the Statement of Accounts from the original publication through to completion of the audit review. The majority of these related to presentational changes, disclosure notes, including capital expenditure and financing and capital commitments, some amendments to the Senior Officer remuneration note and various corrections on consolidation of group accounts, all of which had no impact on the bottom line of the accounts.

Uncorrected misstatements

Overstatement of Depreciated Replacement Cost asset valuations (£1.7 million)

The Council normally values its property asset portfolio every five years on a rolling basis, in line with CIPFA's Code. However, the Code also requires councils to verify that there have been no material movements in the value of assets between valuations. Given recent inflationary pressures, assets valued under the depreciated replacement cost method would likely be subject to material increases in value during 2022-23. Therefore, an annual exercise is undertaken to uplift the value of any asset valued under the depreciated replacement cost method. As part of this exercise there were some incorrect figures included with the working papers, leading to the overstatement of asset valuations by £1.7m.

Audit Wales are satisfied the Council's overall approach in calculating this uplift is within Code requirements. The Council has decided to not correct this misstatement due to the volume of the accounting entries required and the subsequent impact on a number of other notes within the statement of accounts. The value of the overstatement is immaterial, and it has no impact on the general fund. As this exercise is also done annually, this will be corrected for the 2023-24 statements.

Other notable issues arising from the audit

Review of Assets with zero Net Book Value

As part of the 2021-22 audit, Audit Wales identified £12.8 million of assets with a Net Book Value of zero remaining in the Council's draft accounts, despite no longer being in use. The Council corrected its final 2021-22 accounts in response to the issues raised in the audit and agreed to review such assets in detail in 2022-23 while preparing to implement a new financial ledger system. The Council has implemented a process regarding these assets and a significant amount of work has already been done throughout 22-23. This new process was largely successful, in ensuring that the number of nil net book assets incorrectly recorded on the asset register was significantly reduced in 2022- 23. However, the 2022-23 audit identified a further £2.6 million of assets that were no longer in use by the Council, and so needed to be removed from the 2022-23 accounts. This was in relation to only two assets, and this does not present any material issues with the remaining nil-Net Book Value assets held in the 2022-23 accounts. This work will continue throughout 2023-24 as the process becomes embedded.

Liability to Newport City Homes relating to repair of the Duffryn District Heating System

Between the balance sheet date and date of authorisation, Newport City Homes notified Newport City Council that a heating system, which was transferred as part of the housing stock transfer in 2009, required significant works to improve and replace the pipes. As part of the transfer agreement, there is a clause which states that the Council will be liable to pay a contribution towards the cost, capped at £3.139m, and would only apply after Newport City Homes has committed pre-determined levels of expenditure within its Business Plan. This was included within the draft accounts as a contingent liability but, following discussion and investigations by officers, this has now been included as a provision within the accounts to show the Council's true current liabilities as at 31st March 2023.

Whilst Audit Wales consider that this liability could more accurately be classified as a creditor rather than a provision, the view is that the amount is not material, the full liability has been correctly recognised in the 2022-23 accounts and the impact on the Council's year-end reserves position arising from this issue is appropriately recorded.

Financial Summary:

There are no direct financial implications arising from this report.

Risks

Risk	Impact of Risk if it occurs* (H/M/L)	Probability of risk occurring (H/M/L)	What is the Council doing or what has it done to avoid the risk or reduce its effect	Who is responsible for dealing with the risk?
The Governance & Audit Committee do not approve the Statement of Accounts and the Council is unable to meet a statutory obligation.	High	Low	The Council has ensured the necessary controls are in place to be able to produce an accurate Statement of Accounts. Officers have worked closely with external auditors reviewing the accounts and have, wherever possible, amended the accounts in line with their recommendation	Head of Finance, Assistant Head of Finance, Chief Accountant and wider Accountancy section

Links to Council Policies and Priorities

The Council has a statutory duty (as set out in the Accounts and Audit (Wales) Regulations 2018) to produce an annual statement of accounts, which details the overall financial performance and financial position of the Council over the last two years.

Options Available and considered

1. Authorise the Chair and Head of Finance to sign the 2022/23 Statement of Accounts.
2. Do not authorise the Chair and Head of Finance to sign the 2022/23 Statement of Accounts.

Preferred Option and Why

Option 1 – the Statement of Accounts have been audited and an unqualified audit opinion has been issued, meaning the accounts show a true and fair reflection of the Council's financial position and are free from material misstatement.

Comments of Chief Financial Officer

The report and attached appendices provide an overview of the process and outcome of the 2022/23 Statement of Accounts and external audit process. It confirms that the process has been successfully concluded and an unqualified audit opinion has been given by the external auditor. It is, therefore, recommended that the accounts are approved.

It is noted that the ISA260 report contains only one specific recommendation arising from the external auditor's work. Whilst this recommendation represents the continuation of an issue identified in the previous year's audit, significant progress has been made in reducing the number of entries contributing to that issue. The new process introduced in response to last year's ISA260 Report will be reviewed and embedded throughout the remainder of the 2023/24 financial year.

Overall, the number of issues and misstatements identified in the ISA260 Report is relatively low and represents a positive outcome, when considering the scale and complexity of the Statement of Accounts and the constrained timescales that officers have to work within in order to meet statutory deadlines.

Comments of Monitoring Officer

There are no legal implications arising. The Council is fulfilling its statutory and regulatory requirements by seeking approval of the final accounts.

Comments of Head of People, Policy and Transformation

There are no staffing implications arising from the report which is a key part of our regulatory framework and reflects sound financial management.

Comments of Cabinet Member

N/A

Local issues

N/A

Scrutiny Committees

N/A

Fairness and Equality Impact Assessment:

- **Wellbeing of Future Generation (Wales) Act**
- **Equality Act 2010**
- **Socio-economic Duty**
- **Welsh Language (Wales) Measure 2011**

For this report, a full Fairness and Equality Impact Assessment has not been undertaken. This is

because this covering report and associated documents are not seeking any strategic decisions or policy changes, with their purpose being to report historical financial information. The Wellbeing of Future Generations (Wales) Act 2015 forms an integral part of the financial management of the Council.

In terms of the Wellbeing of Future Generations (Wales) Act, and the five ways of working contained within it, this report highlights examples of these being supported. This report is a backwards looking report of the financial activities of the Council and the Audit confirms that the Council complied with the CIPFA code of practice.

In the case of the Welsh Language, the service will continue to ensure that, wherever possible, services or information is available in the medium of Welsh.

The Equality Act 2010 contains a Public Sector Equality Duty, which came into force on 06 April 2011. The Act identifies a number of 'protected characteristics', namely age; disability; gender reassignment; pregnancy and maternity; race; religion or belief; sex; sexual orientation; marriage and civil partnership. The new single duty aims to integrate consideration of equality and good relations into the regular business of public authorities. Compliance with the duty is a legal obligation and is intended to result in better-informed decision-making and policy development and services that are more effective for users. Nothing in this report is considered to have a direct equality impact.

Consultation

N/A

Background Papers

Draft Statement of Accounts 22/23

Dated: 23rd November 2023

Mae'r dudalen hon yn wag yn

Statement of Accounts

2022/23



Contents

	Page No.
Head of Finance's Narrative Report for the Statement of Accounts	5
Statement of Responsibility	18
Annual Governance Statement	19
Auditor's Report	56
Comprehensive Income and Expenditure Statement	60
Expenditure and Funding Analysis	61
Movement in Reserves Statement	62
Balance Sheet	63
Cash Flow Statement	64
Notes to the Statement of Accounts	65
Group Accounts	143
Notes to the Group Accounts	148
Glossary of Accounting Related Terminology	156
Glossary of Acronyms	161
Further Information	162

Notes to the Statement of Accounts Index

- Note 1 Accounting Policies
- Note 2 Accounting Standards that have been issued but not yet adopted
- Note 3 Critical judgements in applying Accounting Policies
- Note 4 Events after the balance sheet date
- Note 5 Assumptions made about the future and other major sources of estimation uncertainty
- Note 6 Material items of income and expense
- Note 7 Note to the expenditure and funding analysis
- Note 8 Expenditure and Income Analysed by Nature
- Note 9 Adjustments between Accounting Basis and funding basis under regulations
- Note 10 Transfer to / from earmarked reserves
- Note 11 Other operating expenditure
- Note 12 Financing and investment income and expenditure
- Note 13 Taxation and non-specific grant income
- Note 14 Property, Plant and Equipment
- Note 15 Impairment losses
- Note 16 Heritage Assets
- Note 17 Investment Properties
- Note 18 Financial Instruments
- Note 19 Inventories
- Note 20 Short term debtors
- Note 21 Cash and cash equivalents
- Note 22 Assets held for sale
- Note 23 Short term creditors
- Note 24 Provisions
- Note 25 Usable reserves

Contents

- Note 26 Unusable reserves
- Note 27 Cash Flow Statement – operating activities
- Note 28 Cash Flow Statement – investing activities
- Note 29 Cash Flow Statement – financing activities
- Note 30 Members’ allowances and expenses
- Note 31 Officer Remuneration
- Note 32 Termination benefits
- Note 33 External audit costs
- Note 34 Grants income
- Note 35 Agency Expenditure and Income
- Note 36 Related parties
- Note 37 Capital expenditure and capital financing
- Note 38 Leases
- Note 39 Private Finance Initiatives and similar contracts
- Note 40 Capitalisation of borrowing costs
- Note 41 Pension Schemes accounted for as defined contribution schemes
- Note 42 Defined Benefit Pensions Schemes
- Note 43 Nature and extent of risks arising from financial instruments
- Note 44 Contingent Liabilities
- Note 45 Contingent Assets

Head of Finance Narrative Report for the Statement of Accounts

Statement of Accounts 2022/23

Newport City Council

Introduction

The 2022/23 financial year represented a challenging one for Newport City Council, like most other councils across Wales and the rest of the United Kingdom. Although the immediate impact of the COVID-19 pandemic lessened, a new challenge in the form of the cost of living crisis and high inflationary environment emerged. This directly impacted the Council by way of significantly increased costs for key supplies such as fuel, as well as higher than anticipated increases in employee pay. In addition to the direct impact, partners and service providers also experienced the same challenges, which resulted in further pressure on the Council's finances as those costs drove up the price the Council pays for services procured externally or provided on its behalf. As well as high inflation, demand for certain services, such as housing and children's social care, increased rapidly as a consequence of the long term impact of the pandemic. As with increasing costs, increasing demand for services also had a major financial impact. Despite these unprecedented financial challenges, the Council was able to manage its finances carefully and remain within its overall budget for 2022/23.

Aside from the challenging financial situation, 2022/23 was a more settled year, with the local elections in May 2022 returning the same administration and the recently introduced management structure embedding itself further. Following the election, a new corporate plan was developed and introduced, and the new transformation programme began to take shape. The new ways of working were implemented, with the year witnessing a gradual return of employees to office locations as part of the agreed hybrid working model. There was major progress in relation to some significant capital schemes, with both the Ysgol Gyfun Gwent Is Coed and Bassaleg Band B schools schemes nearing completion, as well as the commencement of the Transporter Bridge refurbishment and the near completion of the Devon Place active travel footbridge.

Heading into 2023/24, the financial pressures show no sign of easing quickly, with the costs of employee pay and services continuing to rise and demand for services showing no sign of abating. The medium-term outlook remains challenging, particularly against the backdrop of an extremely difficult recent budget round and the level of savings agreed for this financial year.

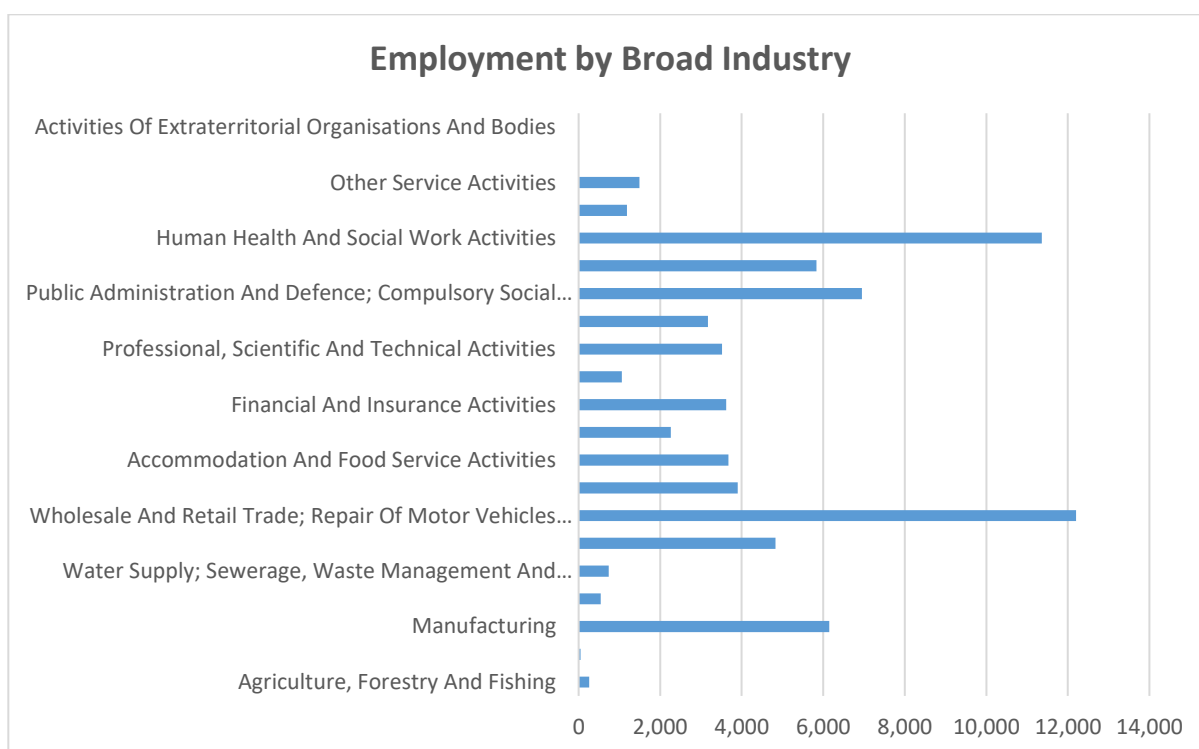
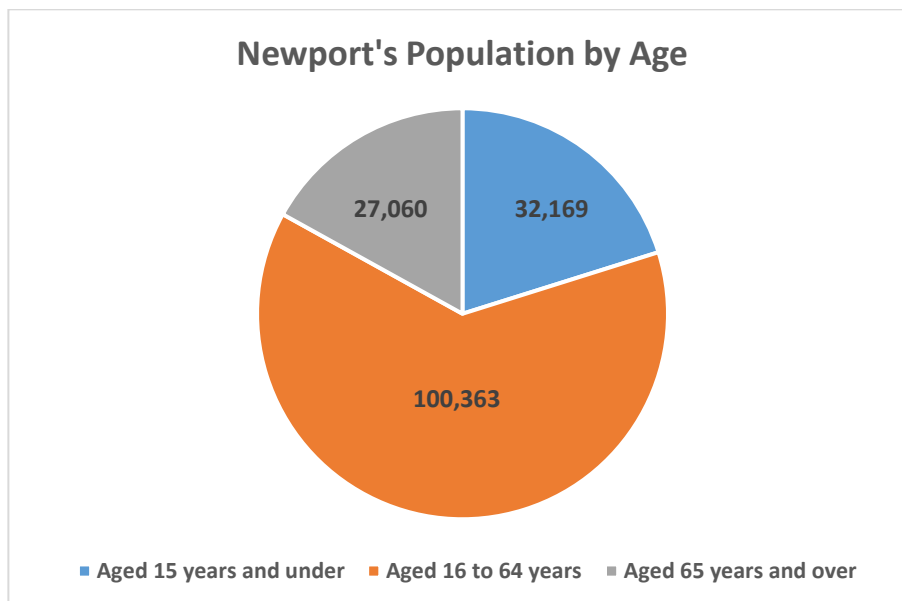
1. About Newport and the Council

Newport is a coastal city, covering a geographical area of just over 84 square miles. It has an urban hub with a rural hinterland and is home to one of Wales' most diverse and multi-cultural populations. The 2021 Census results showed that Newport's population increased by 9.5% from around 145,700 in 2011 to 159,600 in 2021. There is employment in the city of circa 73,000 across a broad range of industries.

Head of Finance Narrative Report for the Statement of Accounts

Statement of Accounts 2022/23

Newport City Council



In November 2022, the Council approved its new [Corporate Plan 2022-2027](#) 'An ambitious, fairer greener Newport for everyone' which supports the Well-being of Future Generations Act. To deliver the Corporate Plan we have set four Well-being Objectives:

1. **Economy, Education and Skills** – Newport is a thriving and growing city that offers excellent education and aspires to provide opportunities for all.
2. **Newport's Environment and Infrastructure** – A city that seeks to protect and enhance our environment whilst reducing our carbon footprint and preparing for a sustainable and digital future.

Head of Finance Narrative Report for the Statement of Accounts

Statement of Accounts 2022/23

Newport City Council

3. **Quality Social Care and Community Services** – Newport is a supportive City where communities and care are at the heart of what we do.
4. **An Inclusive, Fair and Sustainable Council** – Newport City Council is an inclusive organisation that places social value, fairness and sustainability at its core.

To support the delivery of the Corporate Plan, the Council has adopted the following principles which are aligned to the statutory duties of fairness, equality (including socio-economic duty), sustainability principles and Marmot / Fairness Commission principles:

- Fair and Inclusive
- Empowering each other
- A Listening Council
- Newport's Values

The Council employs approximately 6,000 members of staff (including teachers and other school-based staff) and every day the mission is executed through the delivery of around 800 discrete activities in various service delivery methods, ranging from services the Council delivers directly to services delivered in partnerships with a number of other organisations.

2. The Council's Performance and Achievements in 2022/23

During 2022/23, Newport City Council started to see the longer term impacts that the COVID-19 pandemic has had, and continues to have, on vulnerable and disadvantaged communities as well as the health implications following the easing of restrictions. These impacts affected many front-line services including housing, adult and children's social care, education and schools, and prevention and inclusion services. In addition to this, the cost of living crisis, inflation and impacts of the Ukrainian conflict have affected many households and businesses, as well as the Council itself. This includes high energy, fuel and food costs, but also increases to mortgage and rent payments. All of these impacts placed additional demand on Council front line services.

The Council's Housing service has faced many challenges throughout the year with increasing demand on the service and residents requiring temporary accommodation. The Council, through its Registered Social Landlords, has been tackling this pressure, delivering over £20 million to invest in more affordable housing units.

Throughout the winter period, Newport City Council, alongside community and religious groups, offered warm spaces for residents to use, access services directly and get necessary support to access services. The Council has also been working in partnership with Gwent Association of Voluntary Organisations (GAVO) to support community food organisations to ensure residents were able to access food and services.

The Council is continuing to see good performance, with its recycling and waste collections meeting the Welsh Government's target. To continue this work towards the Welsh Government's target, and to ensure services are delivered sustainably, the Council agreed to change residual waste collections to every three weeks from 2023/24. The Council also commenced its work in delivering its ambitious Climate Change Plan to become a net zero carbon council by 2030. This work includes continuing its shift towards electric vehicles, ensuring council assets become net carbon zero and working with partners and wider businesses to reduce their carbon emissions.

At the end of 2022/23, Newport did not have any schools in statutory measures and has continued to see improvements with the number of young people Not in Education, Employment or Training (NEETs). Across adult education, the Council, alongside other public sector organisations and the third sector, continued to provide opportunities for training to learn new skills and delivery of job fairs. Good examples included the success of the Newport Youth Academy and work and skills programmes.

Head of Finance Narrative Report for the Statement of Accounts

Statement of Accounts 2022/23

Newport City Council

The Council's Public Protection and Regulatory services also continued to support businesses to meet regulatory requirements and delivered an effective enforcement programme against rogue traders and non-compliant organisations.

The Council is continuing its regeneration work, with work commencing on strategic developments such as the new Knowledge Quarter in the city centre and the Heritage Centre. It was disappointing not to obtain Levelling Up funding from the UK Government, however the Council was pleased to confirm over £30 million investment to support local initiatives and projects across the city's communities through the Shared Prosperity Fund.

Further detail and information on the Council's performance will be reported as part of the Council's end of year review of service area performance and as part of its annual Well-being and Self-Assessment report.

3. Explanation of Accounting Statements

These Statement of Accounts and notes sets out the Council's income and expenditure for the year, and its financial position as at 31 March 2023. It comprises core and supplementary statements, together with disclosure notes. The format and content of the financial statements are prescribed by the CIPFA Code of Practice on Local Authority Accounting in the United Kingdom 2022/23, which in turn is underpinned by International Financial Reporting Standards.

There are 4 key statements together with supporting notes, as follows

- The **Comprehensive Income and Expenditure Statement (CIES)** - this reflects the Council's income and expenditure for the year. The top half of the statement provides an analysis by service area. The bottom half of the statement is concerned with corporate transactions and funding.
- The **Movement in Reserves Statement** - summarises the Council's income and expenditure activity (in the CIES) and shows how this is adjusted back to arrive at the Council's funding/or Council Tax position, and how surpluses / deficits have been distributed to reserves.
- **The Balance Sheet** - is a snapshot of the Council's assets, liabilities, cash balances and reserves at the year-end date.
- **The Cash Flow Statement** - shows the movements in the cash and cash equivalents of the Council during the reporting period.

The Statement of Accounts also includes consolidated group accounts:

- **The Group Accounts** - are prepared in addition to the single entity accounts where local authorities have material interests in subsidiary and associated companies and joint ventures. The Group Accounts have been prepared to include Newport Transport Limited, a 100% owned municipal bus company and comprise the Movement in Reserves Statement; the Comprehensive & Income Expenditure Statement; the Balance Sheet; the Cash Flow Statement and associated notes.

The **Notes** to these financial statements provide more detail about the Council's accounting policies and individual transactions.

A **Glossary** of key terms can be found at the end of this publication.

The narrative that follows this provides some informal commentary on the Council's financial performance, the balance sheet and future financial outlook.

Head of Finance Narrative Report for the Statement of Accounts

Statement of Accounts 2022/23

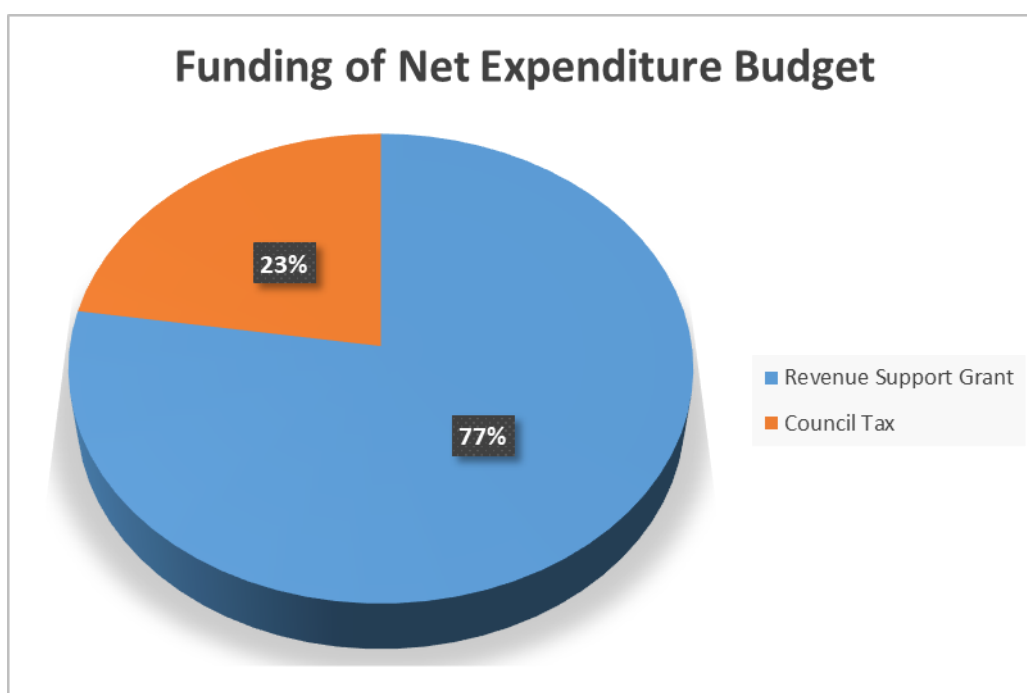
Newport City Council

4. Financial Performance 2022/23

The 2022/23 budget and funding

The 2022/23 budget setting process was, as with the previous year, set against the backdrop of a positive funding settlement from Welsh Government, with a final increase of £24.914m (equating to 10.4%) being received. This final settlement was better than anticipated and allowed the Council, having already funded the identified inflation and demand pressures, to respond to the public consultation by reducing the increase in Council Tax to 2.4%, increasing the financial commitment to schools, and create an increased contingency provision in preparation for the uncertainty that the lasting impact of the COVID-19 pandemic could have.

The final approved net budget for 2022/23 was £343.0m, of which 77% was funded via WG Revenue Support Grant and redistributed non-domestic rates. The 23% balance was funded via Council Tax, set locally, as outlined in the graphic that follows. It should be noted that, as Council Tax is the only element directly under the Council's control, an overall 1% increase in funding requirement equates to a roughly a 4% increase in Council Tax. To exemplify this, the agreed 2.4% increase in Council Tax only contributed to a £2.3m increase in funding, compared with the WG funding increase of 10.4% which delivered an increase of £24.9m.



The net budget of £343.0m represented an overall increase of £27.1m on the net budget from 2021/22. The final budget included financial pressures in relation to inflation and increments totalling £10.4m, and budget investments amounting to £18.1m. The level of savings required was minimal (£812k) and there was a one-off use of earmarked reserves totalling £563k. The aforementioned 2.4% Council Tax increase was lower than the level assumed within the medium-term financial plan, although this meant that the Newport Council Tax rate, at £1,272 per Band D property, remained one of the lowest within Wales. This low ranking, coupled with the proportion of properties in the lower bandings, continues to present challenges to the authority, in terms of its funding generating ability when compared with councils across the UK, restricting the level of investment that can be made within services.

Head of Finance Narrative Report for the Statement of Accounts

Statement of Accounts 2022/23

Newport City Council

Partly aided by the more positive settlement received, the medium-term outlook, at the point of setting the budget, reflected a modest budget gap for the years 2023/24 to 2024/25. Welsh Government provided an indicative funding settlement for the following years, which aided planning. However, it was known that there were specific risks on the horizon, namely the looming cost of living crisis, which were likely to add to the medium-term challenge.

Financial Performance – 2022/23

Revenue budget

The 2022/23 revenue outturn produced a net underspend, after core budget contributions to/from reserves and provisions, of £5.1m against the £343.0m budget (1.5% variance). This variance has arisen for several reasons, outlined in more detail via an individual service analysis of key variances shown later in this report.

At a high level, the following explains the position:

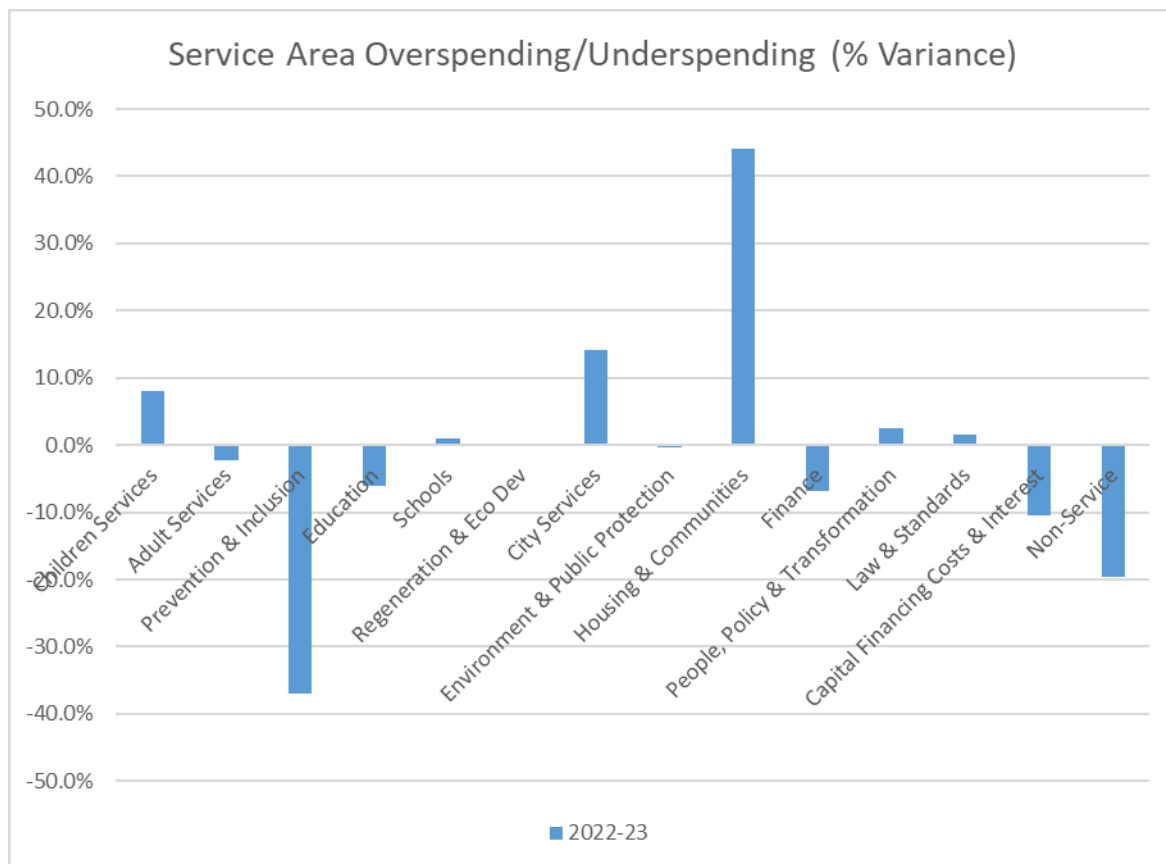
- Unbudgeted costs in relation to employee pay, fuel, transport and third party service costs.
- Increased demand for services in areas such as Children's Service and Housing.
- Availability of contingency budgets to offset the above costs.
- Receipt of unexpected Welsh Government grant funding, a large proportion of which was received in the final quarter of the financial year.
- Underspending against non-service budgets such as Council Tax Reduction Scheme and Capital Financing (the latter of which was expected due to the front loading of that budget in order to meet the commitments contained within the Capital Programme).
- General underspends against various service area budgets, due to vacancies and a concerted effort to restrict expenditure in light of the in-year financial pressures that emerged during the summer of 2022.

In contrast to the two previous years, the in-year expenditure patterns that occurred during 2022/23 have resulted in earmarked reserve balances reducing when compared with the carried forward balances. In the case of schools, there has been an overall reduction in collective balances, although this was largely expected as schools utilised grant balances received in the prior year. The graph below shows the outturn variances for each service area, expressed as a percentage of each service's net budget. The equivalent graph from previous years generally showed underspending across the board, with only one or two exceptions for certain services in certain years. However, in 2022/23, it can be seen that some services experienced significant overspends, as a percentage of budget, reflecting the challenges experienced during the year due to inflation and demand.

Head of Finance Narrative Report for the Statement of Accounts

Statement of Accounts 2022/23

Newport City Council



In terms of schools, specifically, an overall overspend and consequent reduction in school balances was reported. This was largely expected, as schools were planning on utilising historic balances, which contained grant funding received in previous years. In addition, schools were required to absorb any emerging cost pressures during the year, which would have added to the overall overspend. However, the final overspend was actually lower than expected, suggesting that other savings resulted during the year.

Capital Programme

The Council's most recent capital programme concluded during the 2022/23 financial year and a new five-year programme has been agreed for the period between 2023/24 and 2027/28. The total expenditure incurred over the last five years is outlined below.

	2018/19 Actual	2019/20 Actual	2020/21 Actual	2021/22 Actual	2022/23 Actual	Total 5-year programme
	£m	£m	£m	£m	£m	£m
TOTAL EXPENDITURE	29.5	31.4	26.2	52.7	61.2	201.0

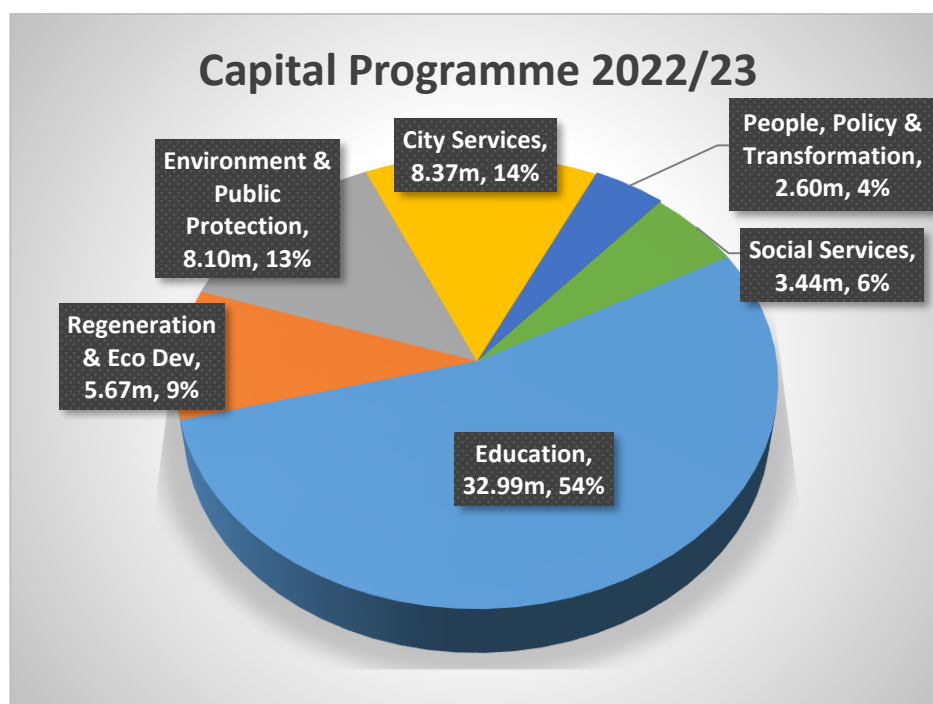
Head of Finance Narrative Report for the Statement of Accounts

Statement of Accounts 2022/23

Newport City Council

The total programme activity during 2022/23 included:

- Significant investment in schools through the Welsh Government's Sustainable Communities for Learning Programme.
- Various other school-related schemes including capital works required to enable the universal free school meals offer and works to support learners with additional learning needs.
- A number of social care projects, including the completion of the Windmill Farm scheme and continued investment in Disabled Facilities grants.
- A range of energy efficiency schemes including schemes aimed at lowering vehicle emissions
- Refurbishment works to the Transporter Bridge, which will continue into 2023/24.
- A variety of road, transport and infrastructure works, including the completion of the Devon Place footbridge and investment in private sector bus electrification.
- Investment into the Library building to facilitate the transfer of staff from the Information Station.

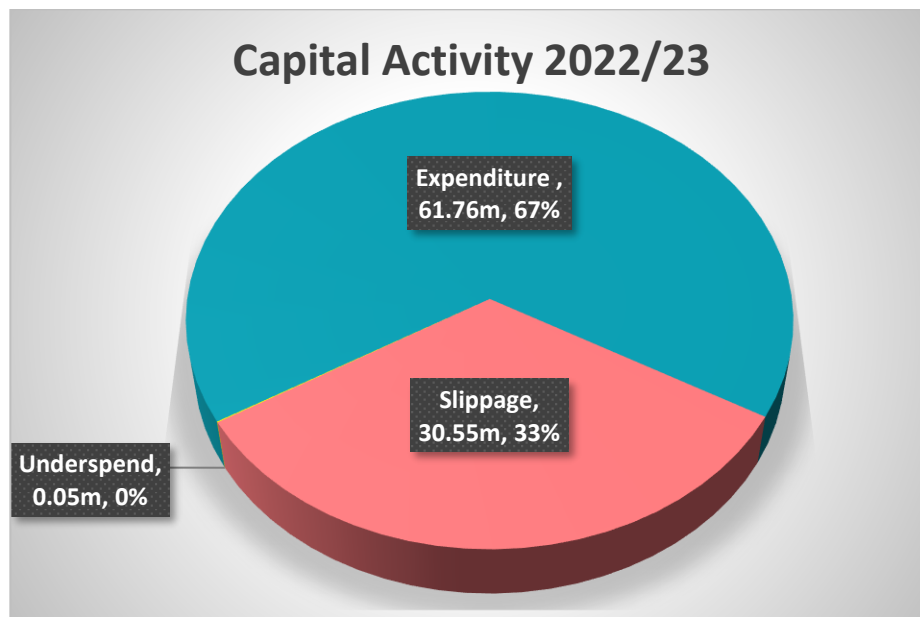


During 2022/23, the Council actually spent £61.2m on Council assets to maintain and improve service delivery and to support regeneration initiatives. The outturn position for capital in the year showed a total slippage (budget moved into future years of the programme) of £30.6m and a net underspend of £0.05m.

Head of Finance Narrative Report for the Statement of Accounts

Statement of Accounts 2022/23

Newport City Council



The capital financing for the £61.2m expenditure was as follows,

Capital Expenditure 2022/23	£	Financed by:	£
Education & Schools	32.99m	Grants	45.90m
Regeneration & Economic Development	5.67m	Borrowing	10.46m
Environment & Public Protection	8.10m	Council Resources	4.12m
City Services	8.37m	Contributions & S106	0.69m
People, Policy & Transformation	2.60m		
Social Services	3.44m		
TOTAL	61.17m		61.17m

Balance Sheet

The Balance Sheet shows a 'snapshot' of the Council's assets and liabilities as at 31 March 2023, including its reserves. The Council's balance sheet has seen an increase in value between 2021/22 (net assets of £53.5m) and 2022/23 (net assets of £399.7m). This movement is mainly due to a significant reduction in the pension fund liability. The pension fund liability is now £96m which, if excluded from the balance sheet, would leave net assets of £495m.

Usable reserves (a reserve which can be used to fund cash expenditure of the Council) of £138.9m shows the Council as having strong financial resilience. A further breakdown of these reserve balances is shown in the section that follows.

Usable Reserves

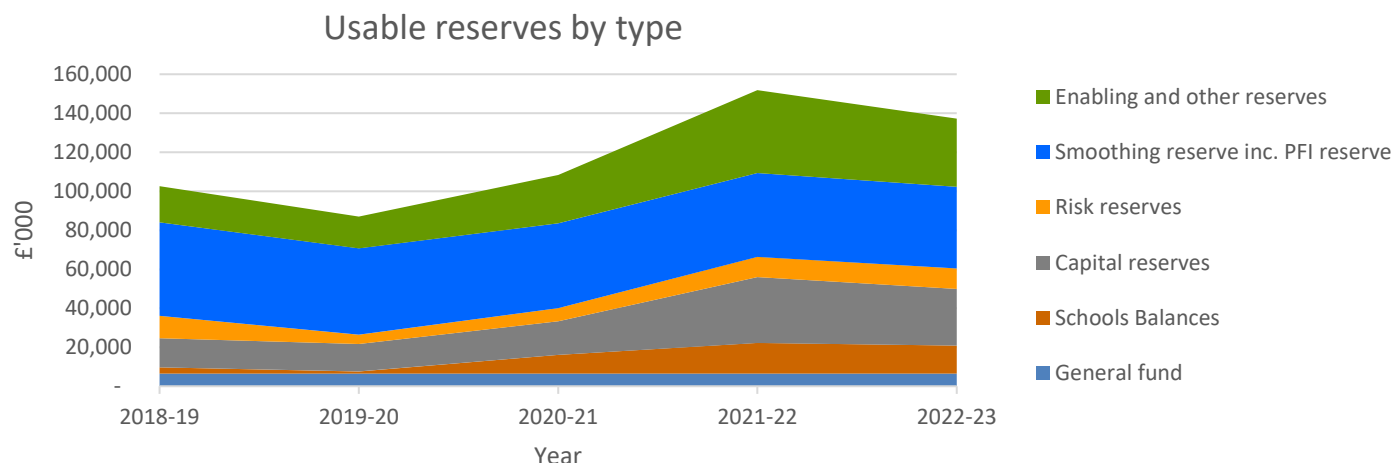
The level of the Council's usable reserves decreased, net, by £13.0m in 2022/23 from £151.9m to £138.9m. The General Fund Reserve remained unchanged at £6.5m (2.9% of net expenditure budget excluding schools). The

Head of Finance Narrative Report for the Statement of Accounts

Statement of Accounts 2022/23

Newport City Council

chart below shows the level of reserves since 2018/19, showing those reserves that cover risk areas, are enabling in their purpose, assist with smoothing expenditure, the General Fund Reserve, schools reserves and other reserves.



The chart above shows that the overall position in relation to usable reserves increased sharply between 2019/20 and 2021/22, before a reduction in 2022/23. There was a 40% increase in 2021/22 alone, and then a 9% decrease in 2022/23. It should be noted that this overall reduction was largely anticipated, despite the fact that an overall revenue under spend resulted in 2022/23. This is because there was the planned use of large reserves in relation to, for example, the capital programme, as well as a number of reserves that were created off the back of late grant receipts in 2021/22 and then used during 2022/23. School balances also reduced, in net terms, for the first time in the last few years, again largely because of utilising grant funding that was received late in the previous financial year.

The reserves as at 31st March 2023 reflected the following:

- General Fund Reserve balance of £6.5m. This is a prudent reserve held to mitigate against the risk of unforeseen circumstances. It is established by Council's Head of Finance and is a product/proportion of the annual budget. It is ultimately the last line of defence once specific earmarked reserves and other contingencies have been utilised. It should be noted that this reserve represents less than 3% of the annual revenue budget, excluding schools, reinforcing the fact that it should only be used in a last resort situation.
- Adequate cover for the assessed risks identified by the Council – for example, known one-off risks such as legacy funding risks, self-insurance and investment risks.
- Good level of 'enabling' reserves to fund strategic/transformational programmes and fund other 'cost to change'/savings projects, and support the Council's Capital Programme.
- Smoothing reserves, in particular those relating to the ongoing costs of the two PFI schemes that the Council is involved in.

Unusable reserves

Also detailed on the balance sheet are unusable reserves which are non cash backed reserves which facilitate significant accounting adjustments to ensure there is no impact on the Council Tax payer during the year.

Head of Finance Narrative Report for the Statement of Accounts

Statement of Accounts 2022/23

Newport City Council

Impact of pension deficit on reserves

The Council participates in the Local Government Pension Scheme. Employees and employers contribute into the fund and, along with investment income and growth generated, the funds are used to pay its pension obligations. The Fund is valued every three years to assess if the assets are sufficient to fund its pension obligations, taking account of actuarial assumptions of members' life expectancy, investment returns, value of pensions paid out etc. The employer contribution rates were 22.2% of pay for 2022/23 and the average employee contribution rate was 6.03% of pay.

The Statement of Accounts for 2022/23 shows a net unfunded liability of £96m, reflecting a significant decrease of £307m on the 2021/22 net liabilities. Whilst the assets attributable to the pension fund have actually seen a decrease in value, there has been a significant overall improvement over the last 12 months due changing actuarial assumptions (e.g. increased inflation, decreased discount rate, increased longevity/age presumptions).

It should be noted that the fund is there for the long-term funding of pensions, and annual variations in actuarial assumptions can skew the presentation of figures quite significantly in any one year. This anticipated deficit on the pension scheme and its impact on the Council's overall reserves is also a long-term issue. Helpfully, the deficit and liability would not arise in any single year, and the deficit is being addressed through higher employee and employer contributions, as well as the pension scheme benefits being calculated differently, such as moving to using career average salaries as opposed to final salaries in defining the benefits received by members.

Further details on pension balances and transactions can be found in Notes 41-42.

Provisions & Contingencies

Provisions are funds set aside on the balance sheet to meet likely liabilities. An assessment is made each year on the level of the risks and, if any, what new issues/risks have arisen and require sums to be identified and set aside.

Following an assessment of risks potentially facing the Council, total short-term provisions increased by a net £4.4m to £10.9m, after £1m of historic provision was utilised. The increase, after allowing for the use of historic amounts, is due to the need to add to the accumulated absences provision, reflecting an increased level of untaken annual leave as at 31 March 2023, and to include a new provision for Newport City Homes totalling £3.140m. Long-term provisions have reduced by a net £432k, to £6.4m. This net movement entirely relates to the provision in respect of capping and upkeep of Council landfill sites, and follows an annual exercise to review potential long term liabilities in relation to this.

Additionally, the Council makes provision for a proportion of the debts it raises not being paid. This is calculated based on historic recovery levels and how long particular debts have remained outstanding. Combined for general debts, housing benefit and Council Tax, this provision has decreased by £0.7m. This year, the calculation has prudently taken into account the potential long term effect of the COVID-19 pandemic and cost of living crisis on likely recovery of debt, considering the impact both issues may have upon households' disposable income and ability to pay bills.

In addition to provisions, a number of contingent liabilities are disclosed in the Statement of Accounts (Note 44). The distinction between a provision and contingent liability is around the uncertainty as to whether the event will occur and if so whether it can be suitably quantified. As such, no specific resources are attributed to affording contingent liabilities (unlike provisions) and the Council would use its annual resourcing and reserve balances should such pressures materialise.

Head of Finance Narrative Report for the Statement of Accounts

Statement of Accounts 2022/23

Newport City Council

Details of the movements of individual provisions and contingent liabilities are shown in Note 24 and 44 respectively.

4. Financial Outlook

The budget setting process for 2023/24 was a particularly challenging process, largely due to the issues experienced throughout 2022/23 in relation to inflation and demand for services. Because of this, a gross budget gap of nearly £50m was identified, requiring significant action and difficult decisions to be taken in order to produce a balanced budget. Helpfully, the final funding settlement from Welsh Government for 2023/24 confirmed that funding would increase by 8.9%, which was better than anticipated and previously indicated by Welsh Government. Such a settlement assisted in reducing the budget gap, however it was still necessary for a Council Tax increase of 8.5% to be implemented, alongside savings measures totalling £19.5m.

Examples of the demand and inflationary pressures that contributed towards the initial budget gap are outlined below:

- Pressures amounting to nearly £15m in relation to schools, in connection with increased staffing costs, rising energy prices and an overall increase in pupil numbers.
- Over £7m of pay-related pressures in relation to non-schools services.
- Over £3m of demand pressure within the homelessness service.
- Nearly £2m of demand pressures within Adult Services.
- Nearly £20m of non-pay related inflationary pressures, a large part of which was connected to energy prices and the cost pressures of third party providers being passed on to the Council.

Despite the positive settlement from Welsh Government, and the fact that the Council was ultimately able to balance its budget, there remains a significant amount of uncertainty over the medium term. Demand for services continues to remain high and the inflationary challenges do not show signs of abating to any significant degree. In addition, there is the possibility that funding settlements could become more challenging over the next few years, which could require difficult decisions to be taken, even if inflation reduces to more manageable levels.

The current medium term financial plan reflects a projected budget gap of £26.9m. This is after assuming a Council Tax increase of 4%, in line with the base assumption, and a core funding settlement increase of 3%, in line with Welsh Government's most recent indication. Whilst this projected budget gap is considerably less than the initial budget gap in 2023/24, it will be especially challenging to deliver a balanced budget, when considering the level of savings already needing to be delivered in 2023/24 and the requirement to maintain service delivery in line with statutory requirements. In addition, the medium term financial plan will be updated throughout the course of 2023/24 and could result in further pressures being identified and an overall increase in the potential budget gap.

In relation to the 2023/24 financial year, specifically, there is a risk that an overall overspend could emerge, should unexpected pressures and demands arise. Whilst there are some contingency budgets in place, these are not at the level of the previous financial year, where temporary mitigation had been implemented to cover the uncertainty of emerging from the worst of the COVID-19 pandemic. Therefore, it will be necessary for the Council to exercise caution in managing its finances, to ensure that any new pressures, such as higher than anticipated pay awards, can be managed within the funding available.

In addition to the revenue budget, there are also challenges to be managed in relation to the capital programme. The environment of increasing interest rates, and general pressure on the revenue budget, has meant that the new five-year capital programme, which commences in 2023/24, includes no new borrowing capacity over and above that already approved and funded. Therefore, the Council is reliant upon other funding sources in order to be able to commit to any new schemes. The most likely source of this funding is external grants, although there

Head of Finance Narrative Report for the Statement of Accounts

Statement of Accounts 2022/23

Newport City Council

is also a limited amount of Council capital headroom which could be accessed. Because of the limited level of available funding, careful prioritisation will be required to ensure that resources are carefully managed and only the highest priority schemes are pursued. Schemes already approved will also need to ensure they are delivered in line with agreed profiles, to ensure that any external borrowing required by the Council is only undertaken when absolutely needed.

Statement of Responsibilities

Statement of Accounts 2022/23

Newport City Council

The Council's Responsibilities

The Council is required to:

- Make arrangements for the proper administration of its financial affairs and to secure that one of its officers has the responsibility for the administration of those affairs. In this Council, that officer is the Head of Finance;
- Manage its affairs to secure economic, efficient and effective use of resources and safeguard its assets;
- Approve the Statement of Accounts

The Head of Finance's Responsibility

The Head of Finance is responsible for the preparation of the Council's Statement of Accounts in accordance with proper practices as set out in the CIPFA Code of Practice on Local Authority Accounting in the United Kingdom (the Code).

In preparing this Statement of Accounts, the Head of Finance has:

- Selected suitable accounting policies and then applied them consistently
- Made judgments and estimates that were reasonable and prudent
- Complied with the Local Authority Code

The Head of Finance has also:

- Kept proper accounting records which were up to date
- Taken reasonable steps for the prevention and detection of fraud and other irregularities.

Head of Finance Certificate

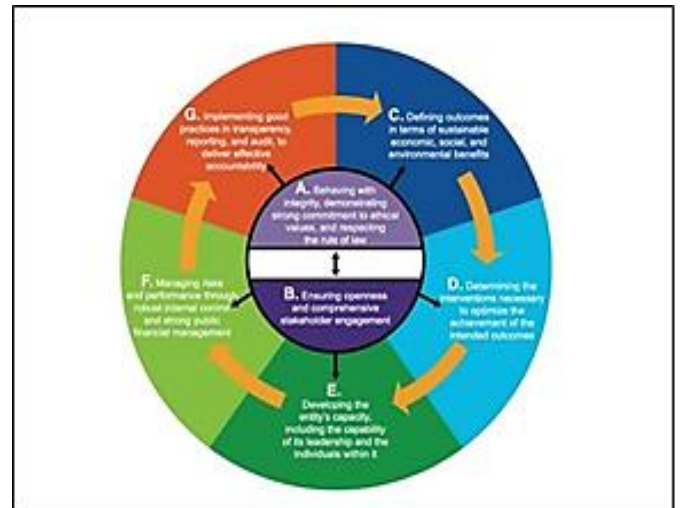
I certify that the Statement of Accounts set out in pages 22 – 116 Give a true and fair view of the financial position of Newport City Council and Newport City Group at 31 March 2023 and its income and expenditure for the year end 31 March 2023.

Signed	Signed
Head of Finance (Section 151 Officer)	Chair of Governance & Audit Committee

Introduction

Newport City Council (the Council) is responsible for ensuring that its business is conducted in accordance with the law and to proper standards, and that public money is safeguarded and properly accounted for, and used economically, efficiently and effectively. In discharging this overall responsibility, the Council is responsible for putting in place proper arrangements for the governance of its affairs, facilitating the effective exercise of its functions and arrangements for the management of risk.

‘CIPFA’s Statement on the Role of the Chief Financial Officer in Local Government (2010)’ sets out the governance arrangements which are in place within the Council to ensure sound financial management. The Council’s [Code of Corporate Governance](#) sets out its commitment to good Governance, which is consistent with the principles of the CIPFA/SOLACE Framework ‘*Delivering Good Governance in Local Government*’. This was initially approved by Cabinet and then Council in July 2013 with a further update approved by Cabinet in July 2014. The Code was updated in 2019/20 and approved by Cabinet in April 2021.



Purpose of the Annual Governance Statement

The Council’s Annual Governance Statement (AGS) provides assurances over the effectiveness of Council’s Governance arrangements together with identifying areas of future focus and improvement. The AGS is based upon an assessment of the Council’s Code of Corporate Governance and the 7 principles shown above in the diagram and the boxes below:

A. Behaving with integrity, demonstrating strong commitment to ethical values, and respecting the rule of law.	E. Developing the entity’s capacity, including the capability of its leadership and the individuals within it.
B. Ensuring openness and comprehensive stakeholder engagement.	F. Managing risks and performance through robust internal control and strong public financial management.
C. Defining outcomes in terms of sustainable economic, social, and environmental benefits.	G. Implementing good practices in transparency, reporting, and audit to deliver effective accountability.
D. Determining the interventions necessary to optimise the achievement of the intended outcomes.	

The AGS is a requirement of the Accounts and Audit (Wales) Regulations 2014. It also takes account of the Local Government and Elections (Wales) Act 2021. This Statement will be incorporated into the Council’s Annual Wellbeing Self-Assessment Report. This Statement demonstrates that Newport City Council is compliant with these regulations for 2022/23.

Section 2 of the AGS provides an overview of the Council’s Self-Assessment and the recommendations / further actions it needs to undertake to improve its governance arrangements.

Local Government and Elections (Wales) Act 2021

The Local Government and Elections (Wales) Act 2021 requires local authorities to secure continuous improvement in the way, which its functions are exercised, having regard to strategic effectiveness, service quality, service availability, fairness, sustainability, efficiency and innovation. As part of the Act, the Council has to annually self-assess its governance and performance arrangements and to keep under review the extent to which it is fulfilling the 'performance requirements' that is, the extent to which:

- It is exercising its functions effectively;
- It is using its resources economically, efficiently and effectively; and
- Its governance is effective for securing the above.

To assess the effectiveness of the Council's governance and performance arrangements, the Act advises that local authorities can integrate its Annual Well-being Report (Well-being of Future Generations Act), AGS and other annual / statutory reports to support the Council's overall self-assessment. The findings, areas for improvement and actions of this AGS will be integrated into the Council's annual Well-being Self-Assessment report.

About Newport City Council and its Governance Framework

Newport City Council consists of 51 elected members representing [21 Wards](#) across Newport. Local Councillors are elected by the community to decide how the Council should carry out its various activities and represent public interest as well as individuals living within the ward.

The roles and responsibilities (including decision making) of the Council, its Cabinet and supporting committees are outlined in the [Council's Constitution](#) which was last updated in March 2023. Officers (employees, staff inc. agency or other non-employed situations) are responsible for carrying out the Council's functions.

The Cabinet carries out all of the Council's functions which are not the responsibility of any other part of the Council (whether by law or under the Council's Constitution). The Cabinet consists of the Leader with a maximum of 9 other Councillors appointed to the Cabinet to oversee the delivery of specific functions.

Newport City Council's [Democratic and Committee structure](#) consists of a wide range of Standing Regulatory Committees, Overview & Scrutiny Committees and other committees to enable and support the Council and Cabinet to discharge its duties and responsibilities set out in the Council's constitution.

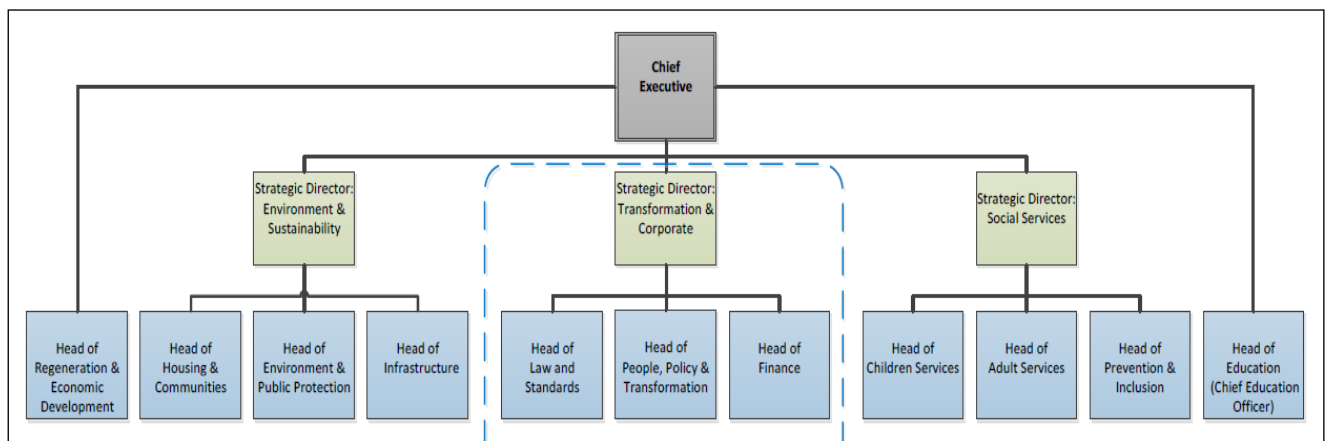
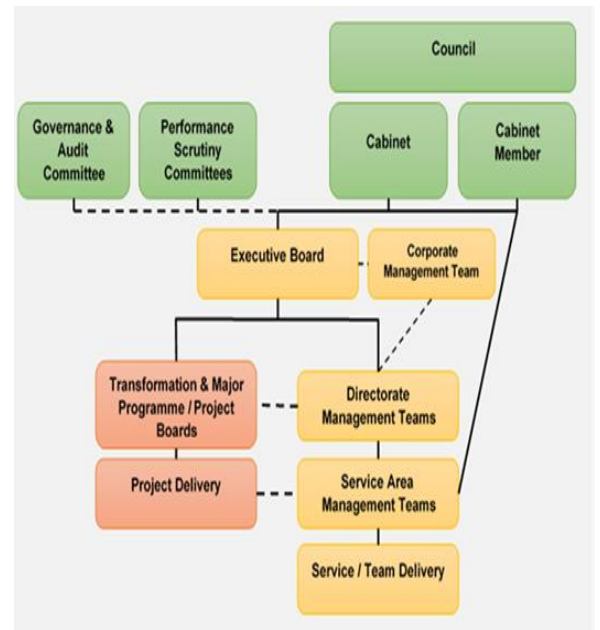
Annual Governance Statement

Statement of Accounts 2022/23

Newport City Council

The Council's Chief Executive and Head of Paid Service is the Council's primary policy advisor and works with elected members and lead the Council's strategic management team to ensure that services are managed effectively and economically to provide best value. To support the Chief Executive, the Council has three Strategic Directors and 11 Heads of Service some of whom provide statutory roles:

- Chief Executive & Returning Officer
- Chief Finance Officer (Section 151 Officer) – Head of Finance
- Director of Social Services
- Chief Education Officer
- Monitoring Officer and Head of Democratic services – Head of Law & Standards
- Senior Information Responsible Officer – Head of Law & Standards



The governance framework comprises the systems and processes, and culture and values, by which the Council is directed and controlled and its activities through which it accounts to, engages with and leads the community. It enables the Council to monitor the achievement of its strategic objectives and to consider whether those objectives have led to the delivery of appropriate, cost effective services.

The system of internal control is a significant part of that framework and is designed to manage risk to a reasonable level. It cannot eliminate all risk of failure to achieve policies, aims and objectives and can therefore only provide reasonable and not absolute assurance of effectiveness. The system of internal control is based on an on-going process designed to identify and prioritise the risks to the achievement of the Council's policies, aims and objectives. It evaluates the likelihood of those risks being realised and the impact should they be realised, and to manage them efficiently, effectively and economically. The governance framework has been in place at the Council throughout the year 2022/23, and up to the date of approval of the statement of accounts.

Newport City Council's Corporate Plan 2022-27

The Council's [Corporate Plan](#) for 2022 to 2027 "An Ambitious, Fairer, Greener Newport for everyone" sets out the 5 year vision and direction for the Council. This was approved in 2022/23. The Corporate

Plan forms part of the Council's policy framework, and prior to agreement had been through the necessary consultation with scrutiny and members of staff.

The Corporate Plan outlines four Well-being Objectives which will support the Well-being of Future Generations Act and local, regional and national delivery. The Well-being Objectives are:

- **Well-being Objective 1 (Economy, Education & Skills)** – Newport is a thriving and growing city that offers excellent education and aspires to provide opportunities for all.
- **Well-being Objective 2 (Newport's Environment & Infrastructure)** – A city that seeks to protect and enhance our environment whilst reducing our carbon footprint and preparing for a sustainable and digital future.
- **Well-being Objective 3 (Preventative and Equitable Community and Social Care)** – Newport is a supportive city where communities and care are at the heart of what we do.
- **Well-being Objective 4 (An Inclusive, Fair and Sustainable Council)** – Newport City Council is an inclusive organisation that places social value, fairness and sustainability at its core.

The Corporate Plan is delivered through service area plans. Service plans are set in conjunction with Cabinet Members and scrutiny committees to ensure oversight and accountability for the delivery of the actions. An annual report of progress against the Corporate Plan is presented to Cabinet and published so that it can be shared with all employees and members of the public to present an open and transparent view of how the Council is working towards its vision and objectives and how further work will be focused to ensure further improvement.

Regional and Partnership Involvement

The Council is also involved with several regional partnership groups which are responsible for discharging duties prescribed in various legislation. Each of these groups have their own formal governance and performance arrangements which are subject to their own legislative and local arrangements. A summary of the Council's involvement in these groups are outlined below:

- **Gwent Public Services Board (PSB)** – The Gwent PSB was established by the Well-being of Future Generations (Wales) Act 2015. The Gwent PSB includes representatives from other Gwent local authorities, Health, South Wales Fire and Rescue service, Natural Resources Wales. Other strategic partners such as Gwent Police, Public Health Wales, University of South Wales and others are also involved.
- **Cardiff Capital Region (Corporate Joint Committee)** - The Local Government and Elections (Wales) Act 2021, allowed for the creation of Corporate Joint Committees (CJCs) to oversee the delivery of regional development plans, transport plans and economic plans. Similar to local authorities, the CJC has to publish and deliver a [Well-being Plan](#) and further governance arrangements in relation to the CJC are in progress. Further detail on CJC activities can be found [here](#).
- **Gwent Regional Partnership Board (RPB)** – Local authorities and local health boards are required to establish Regional Partnership Boards under the Partnership Arrangements (Wales) Regulations 2015. The Gwent RPB consists of the Gwent local authorities and Aneurin Bevan University Health Board to discharge these duties.

How did we Assess the Effectiveness of our Governance Arrangements?

Annual Governance Statement

Statement of Accounts 2022/23

Newport City Council

The effectiveness of the Council's governance arrangements was undertaken through a series of evidence based assessments used to assess their effectiveness to enable the Council to discharge its duties under the Code of Corporate Governance and its 7 principles.

A wide range of internal and external evidence was obtained to demonstrate where the Council was meeting its requirements under the Code of Corporate Governance and also where further improvements need to be undertaken. The table below provides a summary of key evidence and assurance activity to demonstrate how the Council assessed its arrangements and the sources of the evidence received. These are outlined in greater detail in section 2 of the report with an emphasis of their contribution towards good governance.

Assurance Required	Evidence of Assurance Received
<ul style="list-style-type: none">• Achievement of Objectives.• Adherences to ethical standards.• Compliance with laws, regulations, internal policies & procedures.• Standards of conduct and behaviour.• Financial Management including value for money.• Sustainability.• Quality of service delivery.• Management of risk(s).• Accountability.	<ul style="list-style-type: none">• Council Constitution.• Codes of Conduct• Corporate / Service policies & procedures.• Democratic Council and Cabinet.• Performance Scrutiny and Regulatory Committees.• Governance & Audit Committee• Agendas, minutes and webcasts of Democratic committees.• Executive Leadership Team and statutory officer groups• Internal Audit reports• External Regulator reports (Audit Wales, Care Inspectorate Wales & Estyn)• Other external reports on effectiveness of services• Statutory and discretionary annual reports• Financial Regulations and Contract Standing Orders• Medium Term Financial Plan, Statement of Accounts• End of Year Performance Reports• Risk Reports• Counter Fraud arrangements• Annual Well-being and Governance Assessment• End of year performance reports and service plans• Ombudsman's annual letter.

Internal Audit (IA) and Annual Audit Opinion 2022/23

The Public Sector Internal Audit Standards (PSIAS) state that the 'Chief Audit Executive must deliver an annual internal audit opinion and report that can be used by the organisation to inform its governance statement'. Internal Audit is an independent, objective assurance and consulting activity designed to add value and improve an organisations operation's. It helps an organization accomplish its objectives by bringing a systematic, disciplined approach to evaluate and improve the effectiveness of risk management, control and the governance process.

Internal Audit provides assurance to the Executive Board, Heads of Service and the Governance & Audit Committee that services are being delivered effectively, efficiently and economically with fraud and error minimized. In the Chief Internal Auditor's opinion, adequate assurance was obtained over the course of 2022/23 resulting in an overall 'Reasonable' assurance audit opinion to be issued for the Council's internal controls. This was based on audit work undertaken by the team on the Annual Plan approved by the Governance & Audit Committee in July 2022. 77% of the approved Audit Plan was completed against the target of 80%, with 38 audit opinions issued. Further detail regarding the Internal Audit work undertaken and the team's performance is included within the Internal Audit Annual Report 2022/23 which was presented to the Governance & Audit Committee in May 2023.

Four unfavourable audit opinions were issued during 2022/23, 2 within Social Services, 1 within Finance / all services and 1 within Infrastructure. These have been brought to the attention of the Governance & Audit Committee and call ins to Committee have taken place during the year and/or are due to take place during 2023/24.

The Corporate Governance Follow Up audit commenced during 2022/23. This audit was previously rated as unsatisfactory. The audit was concluded in June 2023 and a draft report issued. An improved draft opinion rating of 'Substantial' (level of Assurance) was given, demonstrating the improvements made and actions taken by managers to improve the overall governance arrangements.

Note: *At the end of 2022/23 and into quarter 1 of 2023/24, a Corporate Risk has been raised in relation to the Internal Audit service capacity to provide an overall audit opinion on the effectiveness of the Council's internal control due to staff turnover. This has not impacted on the 2022/23 Annual Governance Statement but will be considered as part of the 2023/24 AGS assessment.*

Annual Governance Statement

Statement of Accounts 2022/23

Newport City Council

Section 2 – Annual Governance Statement Summary and Overall Conclusion 2022/23

The Council has overall assessed its governance arrangements to be **effective**. The Council has based this upon the assessment completed in the table below. Any actions outstanding from the 2021/22 Annual Governance Statement and any further actions to improve can be seen in the Action Plan in **Section 3**.

Summary of the Council's Assessment against the Code of Corporate Governance Principles:

Principle	Red (R)	Amber (A)	Green (G)	No. of Actions
Principle A: Behaving with integrity, demonstrating strong commitment to ethical values, and respecting the rule of law.				6
Principle B: Ensuring openness and comprehensive stakeholder engagement.				3
Principle C: Defining outcomes in terms of sustainable economic, social and environmental benefits.				0
Principle D: Determining the interventions necessary to optimise the achievement of the intended outcomes.				4
Principle E: Developing the entity's capacity, including the capability of its leadership and the individuals within it.				3
Principle F: Managing risks and performance through robust internal control and strong public financial management.				2
Principle G: Implementing good practices in transparency, reporting and audit to deliver effective accountability.				1

Key:

	Generally sound governance arrangements in place, moderate issues for improvement identified.
	Significant issues identified that could impact on the overall governance arrangements. Actions required.
	Critical issues have been identified. Improvements required urgently.

Annual Governance Statement

Statement of Accounts 2022/23

Newport City Council

Principle A: Behaving with integrity, demonstrating strong commitment to ethical values, and respecting the rule of law.



The Council is accountable not only for how much it spends, but also for how we use the resources under our stewardship. This includes accountability for outputs, both positive and negative, and for the outcomes we have achieved. In addition, we have an overarching responsibility to serve the public interest in adhering to the requirements of legislation and government policies. It is essential that, as a whole, we can demonstrate the appropriateness of all our actions and have mechanisms in place to encourage and enforce adherence to ethical values and to respect the rule of law.

Tudalen 42

Sub-Principles	What Arrangements are in place to support this?	Further Assurances / Areas for Improvement (Where Applicable) Received 2022/23	Further Action(s) to improve
Behaving with integrity	<ul style="list-style-type: none"> ▪ Members Code of Conduct in Constitution which reflects Local Authorities (Model Code of Conduct) (Wales) Order 2016. ▪ Employee Code of Conduct in Constitution (Feb 2023). ▪ Registers of employee declarations / interests and gifts & hospitality. ▪ Induction training for Members and Employees. ▪ Member/Officer Protocol in Constitution. ▪ Whistleblowing Policy (July 2022) ▪ Anti-Fraud, Bribery and Corruption Policy (Cabinet – April 2021) ▪ Standards Committee ▪ Standards Committee Annual Report presented to Council. 	<ul style="list-style-type: none"> ▪ For 2022/23, all of the Council's existing policies and procedures remain in place. <p>Additional assurances and areas for improvement include:</p> <ul style="list-style-type: none"> ▪ Newport City Council is developing its new People Plan which will support new Council Values. This is identified as a key action in the People, Policy & Transformation Service Plan. ▪ New online processes introduced for employee declarations and gifts & hospitality. ▪ New e-Learning module on Whistleblowing introduced for all staff. There were 4 	<ul style="list-style-type: none"> ▪ Launch / Introduce new People Plan and Council values. ▪ Development of a Fraud Risk Assessment. ▪ Review Counter Fraud arrangements and strengthen reporting in this area. ▪ NCC Code of Corporate Governance to be reviewed / updated.

Annual Governance Statement

Statement of Accounts 2022/23

Newport City Council

Sub-Principles	What Arrangements are in place to support this?	Further Assurances / Areas for Improvement (Where Applicable) Received 2022/23	Further Action(s) to improve
	<ul style="list-style-type: none"> ▪ Member Dispute Resolution ▪ Compliments, Comments and Complaints Policy. ▪ Code of Corporate Governance ▪ Monthly staff communications through staff newsletters. 	<p>Whistleblowing cases raised during 2022/23, all of which were not upheld.</p> <ul style="list-style-type: none"> ▪ Revised Policy Customer Feedback: Compliments, Comments and Complaints (April 2023). ▪ Standards Committee 2021-22 Annual Report to Council Nov 2022. ▪ Regular update to Standards Committee on complaints made to the Ombudsman about City & Community Councillors. (April 2022, July 2022, Jan 2023). 	
Demonstrating strong commitment to ethical values	<ul style="list-style-type: none"> ▪ Corporate Plan 2022-27 has set four principles for delivery. ▪ Contract Standing Orders (2020). ▪ Codes of Conduct for Members and Employees. ▪ Financial Regulations (2016). ▪ Standards Committee. ▪ Whistleblowing Policy (July 2022) ▪ Employee HR policies and engagement. ▪ Compliments, Comments and Complaints Policy and Annual Report. 	<ul style="list-style-type: none"> ▪ For 2022/23, all of the Council's existing policies and procedures remain in place. <p>Additional assurances include:</p> <ul style="list-style-type: none"> ▪ Corporate Plan 2022-27 has four principles which will support its delivery: Fair and Inclusive, Empowering each other; Listening Council; Newport's Values (People Plan). ▪ Employee Code of Conduct Updated February 2023 for disclosures. ▪ New e-Learning module on Whistleblowing introduced for all staff. ▪ Mandatory training for all employees. ▪ Staff networks established with well-being / ethical focus and commitments 	Creation of an employee values and behaviour framework and policy
Respecting the rule of law	<ul style="list-style-type: none"> ▪ Member and Employee Codes of Conduct in Constitution. 	<ul style="list-style-type: none"> ▪ For 2022/23, all of the Council's existing policies and procedures remain in place. <p>Additional assurances include:</p>	No further action required.

Tudalen 43

Annual Governance Statement

Statement of Accounts 2022/23

Newport City Council

Tudalen 44

Sub-Principles	What Arrangements are in place to support this?	Further Assurances / Areas for Improvement (Where Applicable) Received 2022/23	Further Action(s) to improve
	<ul style="list-style-type: none"> ▪ Role of Head of Paid Service, Section 151 Officer and Monitoring Officer established in Constitution. ▪ CIPFA statement on the Role of the Chief Financial Officer. ▪ Anti-Fraud, Bribery and Corruption Policy (Cabinet – April 2021) ▪ Governance & Audit Committee ▪ Internal Audit Section ▪ Internal Audit Annual Report presented to Governance & Audit Committee. ▪ Audit Wales Annual Audit Letter ▪ Standards Committee ▪ Whistleblowing Policy (July 2022) ▪ Customer Compliments, Comments and Complaints Policy. ▪ Disciplinary Policy (Dec 2021) ▪ Regulatory Committees – Licensing & Planning 	<ul style="list-style-type: none"> ▪ Newport Constitution updated 1st March 2023. ▪ Employee Code of Conduct Updated February 2023 for disclosures. ▪ Mandatory training for employees. ▪ IA Annual Report 2021/22 to G&AC May 2022. ▪ Standards Committee 2021-22 Annual Report to Council Nov 2022. ▪ Regular update to Standards Committee on complaints made to the Ombudsman about City & Community Councillors. (April 2022, July 2022, Jan 2023). 	

Annual Governance Statement

Statement of Accounts 2022/23

Newport City Council

Principle B: Ensuring openness and comprehensive stakeholder engagement.



Local government is run for the public good; organisations therefore should ensure openness in their activities. Clear, trusted channels of communication and consultation should be used to engage effectively with all groups of stakeholders, such as individual citizens and service users, as well as institutional stakeholders.

Tudalen 45

Sub-Principles	What Arrangements are in place to support this?	Further Assurances / Areas for Improvement (Where Applicable) Received 2022/23	Further Action(s) to improve			
Openness	<ul style="list-style-type: none"> ▪ Committee meeting agendas and papers published in advance of meetings. ▪ Minutes published following meetings. ▪ Decision making process described in Constitution. ▪ Forward Work Programmes published on website showing key decisions to be made by Council and Cabinet. ▪ Consultation and Engagement Strategy ▪ Annual budget consultation Publication Scheme. ▪ Freedom of Information and Subject Access Requests. ▪ Customer Compliments, Comments and Complaints Policy. 	<ul style="list-style-type: none"> ▪ For 2022/23, all of the Council's existing policies and procedures remain in place. <p>Additional assurances include:</p> <ul style="list-style-type: none"> ▪ NCC Transparency Webpages updated. ▪ Customer Compliments, Comments and Complaints Policy updated and now reported to Governance & Audit Committee. (29th September 2022 & 30th March 2023) ▪ The Council has responded to Freedom of Information Act requests within the required 20 days: <table border="1" style="width: 100%; margin-top: 10px;"> <tr> <td style="width: 50%;"></td> <td style="width: 25%; text-align: center;">2021-22</td> <td style="width: 25%; text-align: center;">2022-23</td> </tr> </table>		2021-22	2022-23	No further action required.
	2021-22	2022-23				

Annual Governance Statement

Statement of Accounts 2022/23

Newport City Council

Sub-Principles	What Arrangements are in place to support this?	Further Assurances / Areas for Improvement (Where Received 2022/23 Applicable)	Further Action(s) to improve									
	<ul style="list-style-type: none"> Public questions at Council and Cabinet Engagement with hard to reach groups such as BME, Disability and LGBTQ+ communities. As well as engagement with children and young people to meet the requirement of the UNCRC. 	<table border="1"> <tr> <td>No' of FOI requests</td> <td>953</td> <td>992</td> </tr> <tr> <td>No' responded to within 20 days</td> <td>853</td> <td>903</td> </tr> <tr> <td>% of FOIs responded to within 20 days</td> <td>89.5% Target 88%</td> <td>91% Target 88%</td> </tr> </table>	No' of FOI requests	953	992	No' responded to within 20 days	853	903	% of FOIs responded to within 20 days	89.5% Target 88%	91% Target 88%	
No' of FOI requests	953	992										
No' responded to within 20 days	853	903										
% of FOIs responded to within 20 days	89.5% Target 88%	91% Target 88%										
<p style="writing-mode: vertical-rl; transform: rotate(180deg);">Tudalen 46</p> <p>Engaging comprehensively with institutional stakeholders</p>	<ul style="list-style-type: none"> Public Service Board and One Newport Plan/Well- Being Plan. South East Wales Corporate Joint Committee. Community Safety Partnership. Partnership agreements including TOR / Contract arrangements. Partnerships Scrutiny Committee. Consultations, Surveys and Engagements. 	<ul style="list-style-type: none"> For 2022/23, all of the Council's existing policies and procedures remain in place. <p>Additional assurances include:</p> <ul style="list-style-type: none"> The South East Wales CJC was established in 2022/23 and governance arrangements are still in progress. Partnerships Scrutiny Committee role is to assess the effectiveness of arrangements in place. Have Your Say – Consultations Webpages. 	<p>No further action required.</p>									
<p>Engaging with individual citizens and service users effectively</p>	<ul style="list-style-type: none"> Ward role of Councillors / ward meetings restarting Autumn 2023. Review of Public Engagement in Newport City Council. Participation Strategy 2022-2026 Have Your Say consultations on NCC Web page Consultation principles and toolkit available on Intranet. Compliments, Comments & Complaints Policy and Annual Report. 	<ul style="list-style-type: none"> For 2022/23, all of the Council's existing policies and procedures remain in place. <p>Additional assurances include:</p> <ul style="list-style-type: none"> Participation Strategy was implemented in 2022/23 as part of Local Government and Elections (Wales) Act 2021. Annual Report on Compliments, Comments & Complaints for 2021/22 	<p>Developments to Council website to improve access and interaction and quality of information.</p> <p>As part of wider Customer Services review; engage with users / customers to assess experience and ease of use of</p>									

Annual Governance Statement

Statement of Accounts 2022/23

Newport City Council

Sub-Principles	What Arrangements are in place to support this?	Further Assurances / Areas for Improvement (Where Applicable) Received 2022/23	Further Action(s) to improve												
Tudalen 47	<ul style="list-style-type: none"> ▪ Medium Term Financial Plan (Budget Proposals) – Public Engagement. ▪ Public wi-fi on Newport Transport buses. 	<p>to G&AC 29th September 2022 & Cabinet 16th November 2022.</p> <ul style="list-style-type: none"> ▪ Specific engagement work on key projects to improve participation e.g. play areas improvement programme. ▪ Participatory budgeting programmes delivered with communities / residents to identify projects and priorities for one-off funding ‘ ▪ The following table shows the number of complaints received for the past two years: <table border="1" data-bbox="1066 791 1624 1042"> <thead> <tr> <th></th> <th>2021-22</th> <th>2022-23</th> </tr> </thead> <tbody> <tr> <td>Stage 1 Complaints</td> <td>271</td> <td>341</td> </tr> <tr> <td>Stage 2 Complaints</td> <td>31</td> <td>46</td> </tr> <tr> <td>Complaints to PSOW</td> <td>24</td> <td>37</td> </tr> </tbody> </table> <ul style="list-style-type: none"> ▪ Have Your Say – Consultations Webpages 		2021-22	2022-23	Stage 1 Complaints	271	341	Stage 2 Complaints	31	46	Complaints to PSOW	24	37	<p>on-line ‘My Council Services’ system</p>
	2021-22	2022-23													
Stage 1 Complaints	271	341													
Stage 2 Complaints	31	46													
Complaints to PSOW	24	37													

Annual Governance Statement

Statement of Accounts 2022/23

Newport City Council

Principle C: Defining outcomes in terms of sustainable economic, social and environmental benefits.



The long-term nature and impact of many of local government's responsibilities mean that it should define and plan outcomes and that these should be sustainable. Decisions should further the Authority's purpose, contribute to intended benefits and outcomes, and remain within the limits of authority and resources. Input from all groups of stakeholders, including citizens, service users and institutional stakeholders, is vital to the success of this process and in balancing competing demands when determining priorities for the finite resources available.

Tudalen 48

Sub-Principles	What Arrangements are in place to support this?	Further Assurances / Areas for Improvement (Where Applicable) Received 2022/23	Further Action(s) to improve
Defining Outcomes	<ul style="list-style-type: none"> ▪ Corporate Plan produced and reviewed annually in accordance with Local Government & Elections (Wales) Act 2021 and 'Wellbeing Objectives' in Wellbeing of Future Generations (Wales) Act 2015. ▪ Other strategic plans to support Corporate responsibilities e.g. Climate Change Plan, Local Area Energy Plan, Welsh Language Plan etc. ▪ Annual and Mid-year Performance Monitoring Reports. ▪ Annual Self-Assessment Review. ▪ Well-being Plan 2018-23 produced by Public Service Board (One Newport) ▪ Service Plans reviewed annually by each Head of Service. 	<ul style="list-style-type: none"> ▪ For 2022/23, the Council's existing policies and procedures remain in place. <p>Additional assurances include:</p> <ul style="list-style-type: none"> ▪ Corporate Plan 2022-27 approved by Council in November 2022. ▪ Other strategies updated in 2022/23 were Digital Strategy 2023-2027, Participation Strategy 2022-2026, Welsh Language Strategy 2022-2027 and Welsh in Education Strategic Plan 2022-2032. ▪ Annual Self-Assessment Report 2022/23 to be published in October / November. ▪ Mid-year review 2022/23 paused but replaced with Scrutiny review of new 	<p>No further action required on framework in place</p> <p>Local Air quality Plan will be approved and published in 2023/24</p>

Annual Governance Statement

Statement of Accounts 2022/23

Newport City Council

Tudalen 49

Sub-Principles	What Arrangements are in place to support this?	Further Assurances / Areas for Improvement (Where Applicable) Received 2022/23	Further Action(s) to improve
	<ul style="list-style-type: none"> ▪ Monthly Performance and Financial Monitoring meetings held for each service area. ▪ Corporate Performance and Planning Policy and Risk Management Policy. 	<p>service plans to support new Corporate Plan.</p> <ul style="list-style-type: none"> ▪ 2022/23 End of Year Reviews completed in July 2023. ▪ Performance and Planning Policy updated and finalised in June 2023. ▪ Risk Management Policy to be updated in Autumn 2023. ▪ New Regional PSB Well-being Planned in development. Launched in 2023/24 ▪ RPB Annual report 2023/24 setting out progress of regional priorities and outcomes. 	
<p>Sustainable economic, social and environmental benefits</p>	<ul style="list-style-type: none"> ▪ Medium Term Financial Plan covering 3 financial years approved annually by Council. ▪ Strategic Plan for Procurement 2020-2024 ▪ Corporate Plan 2022-2027 ▪ Climate Change Plan 2022-2027 ▪ FEIAs including Socio-Economic Duty. ▪ Performance and Planning Policy and Risk Management Policy ▪ Cabinet Reports and Scrutiny Reports ▪ One Newport (PSB) / / Marmot Principles (Fair Society Healthy Lives) ▪ New regional Area Plan 2023/24 signed off by RPB and submitted to Welsh Government on behalf of NCC 	<ul style="list-style-type: none"> ▪ For 2022/23, the Council's existing policies and procedures remain in place. <p>Additional assurances include:</p> <ul style="list-style-type: none"> ▪ Developed an NCC Core List of TOMs (Themes, Outcomes & Measures) for measuring Social Value delivery through Commissioning, Procurement and Contract Management and associated reporting. (Cabinet – March 2023) ▪ Carbon Literacy Training for employees. ▪ 2022/23 budget not dependant on general use of reserves and 2023/24 budget approved similarly 	<p>No further action required for overall framework</p> <p>Application of TOM'S to procurement exercises threshold to be reduced to those above £175k to capture more spend / contracts where this is applied and assessed against</p>

Principle D: Determining the interventions necessary to optimise the achievement of the intended outcomes.



Local government achieves its intended outcomes by providing a mixture of legal, regulatory and practical interventions. Determining the right mix of these courses of action is a critically important strategic choice that local government has to make to ensure intended outcomes are achieved. They need robust decision-making mechanisms to ensure that their defined outcomes can be achieved in a way that provides the best trade-off between the various types of resource input while still enabling effective and efficient operations. Decisions made need to be reviewed continually to ensure that achievement of outcomes is optimised.

Tudalen 50

Sub-Principles	What Arrangements are in place to support this?	Further Assurances / Areas for Improvement (Where Applicable) Received 2022/23	Further Action(s) to improve
Determining interventions	<ul style="list-style-type: none"> Corporate Plan 2022-27. PSB Well-being Plan 2018-22 and new one 2023-28. New regional Area Plan 2023/24 signed off by RPB and submitted to Welsh Government on behalf of NCC Officer review of Welsh Government Legislation including Cabinet / Cabinet Member reports as necessary. Scrutiny function. Performance & Planning Policy and Risk Management Policy. Finance and Legal implications considered in all Council, Cabinet and Committee reports. 	<ul style="list-style-type: none"> For 2022/23, the Council's existing policies and procedures remain in place. <p>Additional assurances include:</p> <ul style="list-style-type: none"> Transformation Plan will support delivery of the new Corporate Plan. New programmes and projects supported by improved business cases to enable evidence based decision making. Climate Change Plan approved March 2022 with actions identified for work streams, first annual report September 2023. 	<p>Establish 'capital assurance group' to provide oversight on behalf of Executive Board on capital schemes and contribution to achieve Council priorities</p> <p>Transformation approach and programme to be fully developed and reported</p>

Annual Governance Statement

Statement of Accounts 2022/23

Newport City Council

Sub-Principles	What Arrangements are in place to support this?	Further Assurances / Areas for Improvement (Where Applicable) Received 2022/23	Further Action(s) to improve
	<ul style="list-style-type: none"> Options for decision making considered in all Council, Cabinet and Committee reports. Council / Cabinet / Cabinet Member reports. Results of consultation exercises Fairness Equality Impact Assessment process. 	<ul style="list-style-type: none"> Annual Self-Assessment of performance and governance aligned with new Local Government & Elections (Wales) Act 2021. The RPB Area Plan is reviewed regularly by RPB sub partnerships and updates are shared with NCC through Annual Report. RPB meeting summaries shared with One Newport 	
Tudalen 51	<p>Planning interventions</p> <ul style="list-style-type: none"> Review of Public Engagement in Newport City Council. Performance (Finance, Human Resources and service plans), Risks and strategic planning reported to Executive Board, CMT, DMT and service management teams. Mid-year and End of Year performance reports to Scrutiny and Cabinet. Quarterly reporting of performance and risk. Annual budget setting process in place including consultation exercise. Annual Service Plan review and updates. Financial Regulations (2016). Senior Management Structure. 	<ul style="list-style-type: none"> For 2022/23, the Council's existing policies and procedures remain in place. <p>Additional assurances include:</p> <ul style="list-style-type: none"> Service plans updated in November / December 2022. All service plans subject to Scrutiny review and Cabinet Member(s) approval in Quarter 3. 	No further action required.
	<p>Optimising achievement of intended outcomes</p> <ul style="list-style-type: none"> Quarterly Financial Monitoring reports to Cabinet. Medium Term Financial Plan. Budget consultation. 	<ul style="list-style-type: none"> For 2022/23, the Council's existing policies and procedures remain in place. <p>Additional assurances include:</p>	Establish Capital Assurance Group to provide oversight on delivery of capital programme

Annual Governance Statement

Statement of Accounts 2022/23

Newport City Council

Sub-Principles	What Arrangements are in place to support this?	Further Assurances / Areas for Improvement (Where Applicable) Received 2022/23	Further Action(s) to improve
	<ul style="list-style-type: none"> ▪ End of year performance reviews to Scrutiny and Cabinet. ▪ Quarterly performance and risk updates to senior officer groups, Cabinet Members. ▪ Service area Challenge Reviews by Executive Board. 	<ul style="list-style-type: none"> ▪ Cabinet Reports on the outcomes of budget and finance performance. ▪ End of year performance report to Cabinet in Autumn '23 as part of the Council's annual report. ▪ Challenge Reviews to be introduced for end of year performance by Executive Board. 	<p>Introduce service on-going challenge reviews, and work to develop employee check-ins.</p>

Tudalen 52

Annual Governance Statement

Statement of Accounts 2022/23

Newport City Council

Principle E — Developing the entity's capacity, including the capability of its leadership and the individuals within it.



Local government needs appropriate structures and leadership, as well as people with the right skills, appropriate qualifications and mindset, to operate efficiently and effectively and achieve their intended outcomes within the specified periods. A local government organisation must ensure that it has both the capacity to fulfil its own mandate and to make certain that there are policies in place to guarantee that its management has the operational capacity for the organisation as a whole. Because both individuals and the environment in which an authority operates will change over time, there will be a continuous need to develop its capacity as well as the skills and experience of the leadership of individual staff members. Leadership in local government entities is strengthened by the participation of people with many different types of backgrounds, reflecting the structure and diversity of communities.

Tudalen 53

Sub-Principles	What Arrangements are in place to support this?	Further Assurances / Areas for Improvement (Where Applicable) Received 2022/23	Further Action(s) to improve
Developing the entity's capacity	<ul style="list-style-type: none"> Regular performance review for all staff as part of Wellness at Work Policy. Governance structure to ensure leadership and governance arrangements in place. Service planning process includes workforce planning. Quarterly financial and performance reports to Cabinet. Partnership & collaborative working arrangements e.g. PSB, RPB, Regional working. 	<ul style="list-style-type: none"> For 2022/23, all of the Council's existing policies and procedures remain in place. <p>Additional assurances and areas of improvement include:</p> <ul style="list-style-type: none"> New governance structure to support the 11 service areas. Executive Board (Chief Executive / Strategic Directors). Directorate Management Teams (Director and Heads of Service) Service Management Teams (Heads of Service / Service Managers). 	<ul style="list-style-type: none"> Understanding the workforce capacity and capability to deliver the Transformation Plan and Corporate Plan objectives. Engagement with the planned governance review of the RPB. Appointment of a second Responsible Individual to ensure independent oversight as defined in the legislation for regulated services within Social Services

Annual Governance Statement

Statement of Accounts 2022/23

Newport City Council

Sub-Principles	What Arrangements are in place to support this?	Further Assurances / Areas for Improvement (Where Applicable) Received 2022/23	Further Action(s) to improve
	<ul style="list-style-type: none"> ▪ Graduate and apprenticeship schemes in place. ▪ Reporting the work of the Responsible Individual (RI) under RISCA to Executive Board on a regular cycle 	<ul style="list-style-type: none"> ▪ Restructures and service area redesigns ongoing to meet service user's needs. ▪ Internal Audit reviews highlighted weaknesses in control and as a result management have identified resourcing and resilience as a priority. 	<ul style="list-style-type: none"> ▪ Development of agreed reporting structure for the RIs
<p style="text-align: center;">Developing the capability of the entity's leadership and other individuals</p>	<ul style="list-style-type: none"> ▪ Member/Officer Protocol in Constitution. ▪ Scheme of Delegation published in Constitution. ▪ Monthly One to One meetings are held involving the Leader, Cabinet Members, Chief Executive, Strategic Directors, Heads of Service and 3rd tier staff. ▪ Councillor Training Programme developed based on a Training Needs Assessment. ▪ Continual performance review for all staff under check-ins (iTrent). ▪ Occupational Health and Wellness at Work policy exists with aim of promoting the health and wellbeing of all employees to enable them to achieve their full potential at work. ▪ Action plans within Internal Audit reports. ▪ Lessons Learnt – Central Accountancy / External Audit. ▪ Graduate and apprenticeship schemes in place. 	<ul style="list-style-type: none"> ▪ For 2022/23, all of the Council's existing policies and procedures remain in place. <p>Additional assurances include:</p> <ul style="list-style-type: none"> ▪ People, Policy & Transformation Service Plan 22/23 End of Year Report. ▪ Workforce Development included in all service area plans. ▪ Corporate monitoring of staff check ins. ▪ Exceptional Talent Programme ▪ Lessons Learnt 2021/22 (Accounts Closedown) reported to G&AC on 30th March 2023 	<p>People Plan development 2023/24.</p> <p>'Management development programme' for Executive Directors and Heads of Services rolled out in 2023/24.</p>

Tudalen 54

Annual Governance Statement

Statement of Accounts 2022/23

Newport City Council

Principle F — Managing risks and performance through robust internal control and strong public financial management.



Local government needs to ensure that the organisations and governance structures that it oversees have been implemented, and can sustain, an effective performance management system that facilitates effective and efficient delivery of planned services. Risk management and internal control are important and integral parts of a performance management system and crucial to the achievement of outcomes. Risk should be considered and addressed as part of all decision making activities. A strong system of financial management is essential for the implementation of policies and the achievement of intended outcomes, as it will ensure financial discipline, strategic allocation of resources, efficient service delivery and accountability. It is also essential that a culture and structure for scrutiny is in place as a key part of accountable decision making, policy making and review. A positive working culture that accepts, promotes and encourages constructive challenge is critical to successful scrutiny and successful delivery. Importantly, this culture does not happen automatically, it requires repeated public commitment from those in authority.

Audalen 55

Sub-Principles	What Arrangements are in place to support this?	Further Assurances / Areas for Improvement (Where Applicable) Received 2022/23	Further Action(s) to improve
Managing Risk	<ul style="list-style-type: none"> ▪ Risk Management Policy in place including risk appetite statement. ▪ Corporate / service area risks monitored every quarter. ▪ Corporate Risk Register reviewed by the Executive Board and Directorate Management Teams. ▪ Governance & Audit Committee & Cabinet reporting on risk once a quarter. ▪ Risk Management integrated into Cabinet and Cabinet Member reports. 	<ul style="list-style-type: none"> ▪ For 2022/23, all of the Council's existing policies and procedures remain in place. <p>Additional assurances and areas for improvement include:</p> <ul style="list-style-type: none"> ▪ New Risk Management Policy has not been finalised. Further Cabinet, senior officer, GAC scrutiny required before finalisation in 2023/24. ▪ Corporate Risk Register Qtr1 2022-23 to G&AC Sept 2022. 	<ul style="list-style-type: none"> ▪ Finalise and Implement new Risk Management Policy.

Annual Governance Statement

Statement of Accounts 2022/23

Newport City Council

Tudalen 56

Sub-Principles	What Arrangements are in place to support this?	Further Assurances / Areas for Improvement (Where Applicable) Received 2022/23	Further Action(s) to improve
	<ul style="list-style-type: none"> ▪ Annual Digital report presented to Overview Scrutiny Management Committee. ▪ Regulatory bodies and Cabinet / senior officers annual risk assessment. 	<ul style="list-style-type: none"> ▪ Corporate Risk Register Qtr2 2022-23 to G&AC Jan 2023. ▪ Corporate Risk Register Qtr3 2022-23 to G&AC Mar 2023. ▪ Corporate Risk Register Qtr4 2022-23 to G&AC July 2023. ▪ 2021/22 Digital Report to O&SM July 2022. ▪ 2022/23 Annual Information Risk Report to O&SM August 2023. ▪ Strengthened reporting to Cabinet Members. 	
<p>Managing Performance</p>	<ul style="list-style-type: none"> ▪ Performance and Planning Policy is in place. ▪ Performance against Corporate Plan reviewed annually (reported in Autumn). ▪ Mid-Year Review and End of Year Review of service plan delivery with Scrutiny and Cabinet. ▪ Quarterly performance reviews by Executive Board and Directorate Management Teams. ▪ Service Plans and performance measures reviewed annually. ▪ Scrutiny function ▪ Other annual performance reports produced on subject topic areas and regulatory requirements. 	<ul style="list-style-type: none"> ▪ For 2022/23, all of the Council's existing policies and procedures remain in place. <p>Additional assurances include:</p> <ul style="list-style-type: none"> ▪ Performance and Planning Policy finalised in June 2023 following Scrutiny. ▪ Internal Challenge Reviews into service area performance, underperformance, risk and areas of concern. ▪ Annual performance reports on specific areas produced e.g. Climate Change Plan annual report, Digital Strategy annual report, Strategic Equalities and Welsh Language annual reports. These are also presented to Scrutiny, Cabinet, Cabinet Member(s) and Council where applicable. 	<p>Establish 'capital assurance group' to monitor delivery of capital projects on behalf of Executive Board.</p>

Annual Governance Statement

Statement of Accounts 2022/23

Newport City Council

Sub-Principles	What Arrangements are in place to support this?	Further Assurances / Areas for Improvement (Where Applicable) Received 2022/23	Further Action(s) to improve
	<ul style="list-style-type: none"> ▪ Annual Report from Director of Social Services. 	<ul style="list-style-type: none"> ▪ Director of Social Services Annual Report 2022/23 presented to Cabinet June 2023. 	
<p style="text-align: center;">Robust Internal Control</p>	<ul style="list-style-type: none"> ▪ Governance & Audit Committee provide assurance on effectiveness of internal control, risk management and governance processes. ▪ Governance & Audit Committee Annual Performance Review ▪ Governance & Audit Committee Annual Report to Council. ▪ Anti-Fraud, Bribery and Corruption Policy (Cabinet April 2021) ▪ Role of Internal Audit Section (Internal Audit Charter) ▪ Annual IA Plans approved by Governance & Audit Committee. ▪ Annual IA Reports & quarterly Plan v Progress reports to Governance & Audit Committee. ▪ G&AC Call in of Unfavourable audit opinions. ▪ All waivers of Contract Standing Orders and urgent decisions are reported through the Governance & Audit Committee quarterly. ▪ Civil Contingencies / Business Continuity arrangements to manage community risk. ▪ Annual Governance Statement ▪ Financial Regulations (2016) ▪ Contract Standing Orders (2020) 	<ul style="list-style-type: none"> ▪ For 2022/23, all of the Council's existing policies and procedures remain in place. <p>Additional assurances and areas for improvement include:</p> <ul style="list-style-type: none"> ▪ 2021/22 IA Annual Report presented to G&AC 26th May 2022. Head of Internal Audit Opinion. ▪ 2022/23 Revised IA Plan presented to G&AC 28th July 2022. ▪ Qtr1 2022/23 Progress v Plan presented to G&AC 29th September 2022. ▪ Qtr2 2022/23 Progress v Plan presented to G&AC 27th October 2022. ▪ Qtr3 2022/23 Progress v Plan presented to G&AC 26th January 2023. ▪ Call ins of unfavourable audit opinions to G&AC during 2022/23. ▪ Urgent decisions reported to G&AC during 2022/23. ▪ Financial Regulations training – mandatory for staff. ▪ Audit Wales report into the Council's Counter Fraud arrangements raised 2 recommendations for improvement on 	<p>Development of a Fraud Risk Assessment.</p> <p>Review Counter Fraud arrangements and strengthen reporting in this area.</p>

Tudalen 57

Annual Governance Statement

Statement of Accounts 2022/23

Newport City Council

Tudalen 58

Sub-Principles	What Arrangements are in place to support this?	Further Assurances / Areas for Improvement (Where Applicable) Received 2022/23	Further Action(s) to improve
		<p>reporting of its Counter Fraud arrangements.</p> <p>Note: <i>At the end of 2022/23 and into Quarter 1 of 2023/24, Corporate Risk raised in relation to the provision of Internal Audit service. This has not impacted the 22/23 Internal Audit opinion. See section 1.</i></p> <ul style="list-style-type: none"> <i>New governance arrangements for CMT/Directorate Mngt Teams established with standardised agenda's and performance mngt review</i> 	
<p>Managing data</p>	<ul style="list-style-type: none"> Data Protection Policy (2019) Information Governance Group in place. Senior Information Risk Officer (SIRO) in place. Information Asset Register Information sharing guidance published. Information Risk Policy Business Continuity arrangements in place. Annual Information Governance report to Governance & Audit Committee and Cabinet. Freedom of Information and Subject Access Request policies and procedures. 	<ul style="list-style-type: none"> For 2022/23, all of the Council's existing policies and procedures remain in place. <p>Additional assurances include:</p> <ul style="list-style-type: none"> 2021/22 Annual Information Risk Report to O&SM Sept 2022. Information Governance Group meetings. The Council has responded to Freedom of Information Act requests within the required 20 days. Information Security & GDPR – mandatory training for staff. 	<p>No Further action required.</p>

Annual Governance Statement

Statement of Accounts 2022/23

Newport City Council

Tudalen 59

Sub-Principles	What Arrangements are in place to support this?	Further Assurances / Areas for Improvement (Where Applicable) Received 2022/23	Further Action(s) to improve
<p>Strong public financial management</p>	<ul style="list-style-type: none"> ▪ Financial Regulations (2016) in Constitution ▪ Contract Standing Orders (2020) in Constitution ▪ Accounting Instructions on Intranet. ▪ Treasury Management Strategy & Annual Outturn Report ▪ Capital Strategy (including Capital Programme) ▪ Capital Strategy Asset Management Group (CSAMG) ▪ Monthly monitoring and reporting of service area budgets. ▪ Monitoring reports presented to Executive Board, DMT, CMT and service area management teams. ▪ Peer / challenge reviews on finance / budget setting. ▪ Revenue Budget & Capital monitoring Reports to Cabinet. ▪ Regular reporting on NCC response to External Pressures impacting Council Services (cost of living crises) 	<ul style="list-style-type: none"> ▪ For 2022/23, all of the Council's existing policies and procedures remain in place. <p>Additional assurances include:</p> <ul style="list-style-type: none"> ▪ Half yearly report on Treasury Management for 2022/23 presented to G&AC Oct 2022. ▪ Treasury Management Outturn Report 2022/23 presented to Cabinet June 2023. ▪ New five-year Capital Programme from 2023/24. ▪ People Services Capital Board. ▪ Finance Business Partnering in place. ▪ Financial Regulations training – mandatory training. ▪ Monthly update to Cabinet members on the key pressures facing our communities, businesses, and council services, along with updates on how we are working collaboratively with our partners to help support our residents. 	<p>Include all external grant programmes into the council's gross budget to ensure included in the council's financial management arrangements.</p> <p>Review and re-structure the business support function who support the significant grant funded programmes across Housing and Communities, Prevention and Inclusion and regeneration & Economic Development services. This will provide improved corporate governance of the grant funded programmes and clarity between financial administration and more strategic financial management support.</p>

Principle G: Implementing good practices in transparency, reporting and audit to deliver effective accountability.



Accountability is about ensuring that those making decisions and delivering services are answerable for them. Effective accountability is concerned not only with reporting on actions completed but also ensuring that stakeholders are able to understand and respond as the organisation plans and carries out its activities in a transparent manner. Both external and internal audit contribute to effective accountability.

Tudalen 60

Sub-Principles	What Arrangements are in place to support this?	Further Assurances / Areas for Improvement (Where Applicable) Received 2022/23	Further Action(s) to improve
Implementing good practice in transparency	<ul style="list-style-type: none"> Report templates exist to ensure consistency in reports. Annual Reports and Self-Assessment of Governance and performance arrangements. NCC Transparency Webpage. 	<ul style="list-style-type: none"> For 2022/23, all of the Council's existing policies and procedures remain in place. <p>Additional assurances include:</p> <ul style="list-style-type: none"> NCC Transparency webpages updated. Publishing of committee agendas and reports on NCC website. Meeting webcasts available on NCC website. 	No further action required.
Implementing good practices in reporting	<ul style="list-style-type: none"> Annual Statement of Accounts audited by external auditor and approved by Council. 	<ul style="list-style-type: none"> For 2022/23, all of the Council's existing policies and procedures remain in place. 	<ul style="list-style-type: none"> Timely sign off of 2022/23 Statement of Accounts.

Annual Governance Statement

Statement of Accounts 2022/23

Newport City Council

Tudalen 61

Sub-Principles	What Arrangements are in place to support this?	Further Assurances / Areas for Improvement (Where Applicable) Received 2022/23	Further Action(s) to improve
	<ul style="list-style-type: none"> ▪ NCC Code of Corporate Governance based on CIPFA/SOLACE Framework 2016 (2020/21) ▪ Annual Governance Statement as part of the Statement of Accounts. ▪ Annual Self-Assessment of Performance. ▪ Annual Performance report ▪ 6 monthly service plan reviews and reports to Scrutiny and Cabinet. ▪ Annual reports to Scrutiny and Cabinet. 	<p>Additional assurances and areas for improvement include:</p> <ul style="list-style-type: none"> ▪ 2021/22 Statement of Accounts (including AGS) to G&AC Jan 2023. Late sign off, mainly due to external factors. ▪ Committee work programmes in place for reporting. 	
<p>Assurance and effective accountability</p>	<ul style="list-style-type: none"> ▪ External Audit provided by Audit Wales. ▪ Six monthly reports on Audit Wales and Regulatory activity to Governance & Audit Committee. ▪ Performance of Internal Audit Section monitored by Governance & Audit Committee. ▪ Internal Audit annual report to Governance & Audit Committee. ▪ Internal management structure / governance arrangements: <ol style="list-style-type: none"> I. Executive Board (Chief Exec & Directors) II. Corporate Management Team (Chief Exec / Directors / Heads of Service) III. Directorate Management Teams (Directors and Heads of Service) 	<ul style="list-style-type: none"> ▪ For 2022/23, all of the Council's existing policies and procedures remain in place. <p>Additional assurances include:</p> <ul style="list-style-type: none"> ▪ Audit Wales & Regulatory Bodies 6mth update to G&AC Jan 2023. (Apr-Dec 2022) ▪ Regular Progress Against Audit Plan reports to G&AC during 2022/23. ▪ Regular meetings of Exec Board / CMT / DMT's during 2022/23. ▪ 2021/22 IA Annual Report presented to G&AC 26th May 2022. ▪ Qtr1 2022/23 Progress v Plan presented to G&AC 29th September 2022. 	<p>No further action required.</p>

Annual Governance Statement

Statement of Accounts 2022/23

Newport City Council

Sub-Principles	What Arrangements are in place to support this?	Further Assurances / Areas for Improvement (Where Applicable) Received 2022/23	Further Action(s) to improve
	<ul style="list-style-type: none"> Annual Governance Statement Regular meetings with Audit Wales between Leader / Chief Exec and Exec Board. Annual meeting between external regulators and Cabinet / Senior Officers. 	<ul style="list-style-type: none"> Qtr2 2022/23 Progress v Plan presented to G&AC 27th October 2022. Qtr3 2022/23 Progress v Plan presented to G&AC 26th January 2023. Draft AGS to G&AC. 	

Tudalen 62

Section 3 – Annual Governance Statement 2021/22 Action Plan - Update

Issue	Action	Responsible Officer	Update / Current Status – June 2023 Comments / Evidence
Consultation and Engagement Policy requires review.	<p>To review the required policy and seek appropriate approval.</p> <p><i>Progress to date:</i></p> <p>To be reviewed as part of the implementation plan for the Local Govt. & Elections (Wales) Act during 2021/22.</p>	Head of Law & Standards	<p><u>Complete</u></p> <p>Participation Strategy was adopted for 2022-2026 by Council in May 2022. Participation Strategy Final Format (newport.gov.uk) Whilst the strategy will not be fully reviewed in 2023, it will be considered by Democratic Services Committee as part of their terms of reference.</p>
The revised Code of Corporate Governance needs to be communicated to all jointly	Communicate the revised Code of Corporate Governance to all jointly managed and shared service	Head of Finance Chief Internal Auditor	Outstanding. Carried Forward for action

Annual Governance Statement

Statement of Accounts 2022/23

Newport City Council

Tudalen 63

Issue	Action	Responsible Officer	Update / Current Status – June 2023 Comments / Evidence
managed and shared service organisations.	organisations and that assurance on compliance is received for the Annual Governance Statement.		
Action needs to be taken in response to the 'Corporate Governance' Unsatisfactory Internal Audit report (Finalised December 2020).	<p>Management to agree a response to the report and ensure concerns are addressed.</p> <p><u>Progress to date:</u></p> <p>Management actions agreed; assurance has been provided that agreed actions have been implemented; Internal Audit to undertake a follow up audit in 2022/23.</p>	<p>Head of People & Business Change [Head of People, Policy & Transformation]</p> <p>Head of Law & Standards</p> <p>Head of City Services [Head of People, Policy and Transformation]</p>	<p><u>Complete</u></p> <p>Management actions agreed; assurance has been provided that agreed actions have been implemented; Internal Audit issued the draft follow up review, June 2023.</p> <p>Initial findings are 'substantial' (that is better than reasonable), subject to agreement of action updates and deadlines.</p>
A review of the governance arrangements around the development, delivery and monitoring of the Council's future 'Transformation Programme' is currently underway and will also include clear responsibilities and arrangements for other key areas, such as financial management, capital programme, major projects etc.	To conclude the review and communicate the outcome to all concerned.	Head of People, Policy & Transformation	<p><u>In Progress</u></p> <p>Transformation approach under development June 2023. The first programmes have commenced and new project management documentation is being reviewed. Clear owners (SROs) are established for the programme, and the escalation is to Executive Board.</p> <p>This action superseded by action 12 in 2023/24 action plan.</p>

Annual Governance Statement

Statement of Accounts 2022/23

Newport City Council

Tudalen 64

Issue	Action	Responsible Officer	Update / Current Status – June 2023 Comments / Evidence
			Planning and Performance Policy update reviewed by Scrutiny and Cabinet Member report will go through the democratic process June 2023.
New Members have the appropriate skills to effectively undertake their roles	Training and Induction for new Members will be reviewed and updated following Local Government elections in May 2022.	Democratic and Electoral Services Manager	<u>Complete</u> Curriculum of induction training was rolled out in 2022/23.
Ideally there should be a formal policy for the type of issues that the Council will meaningfully consult with or involve individual citizens, service users and other stakeholders to ensure that service provision is contributing towards the achievement of intended outcomes needs to be developed.	Consideration to be given to developing a formal policy and communicating it to all relevant stakeholders.	Head of People, Policy & Transformation	<u>Complete</u> Participation strategy agreed. Public engagement is also the subject of annual update to Overview and Management Scrutiny Committee .
The Council's Constitution is kept up to date following recent legislation.	Consideration needs to be given to further update the Council's Constitution to reflect the Local Government and Elections (Wales) Act 2021.	Head of Law & Standards	<u>Complete</u> Council Constitution last updated in March 2023 and includes Local Government and Elections (Wales) Act.

Section 4 – Annual Governance Statement 2022/23 Action Plan Update

The below Action Plan will be monitored and reported in 2023/24 and also included in the Council’s Annual Well-being Self-Assessment report 2022/23. Ongoing actions from 21/22 action plan will be carried forward.

Tudalen 65

Action No.	Issue / Action	Principle	Lead Directorate / Service Area	Start Date	Anticipated Completion Date
1	Communicate the revised Code of Corporate Governance to all jointly managed and shared service organisations and that assurance on compliance is received for the Annual Governance Statement.	C/F from previous action plan (see below)	Transformation & Corporate Finance	1 st April 2023	31 st March 2024
2	Transformation approach under development June 2023. The first programmes have commenced and new project management documentation is being reviewed. Clear owners (SROs) are established for the programme, and the escalation is to Executive Board. Planning and Performance Policy update reviewed by Scrutiny and Cabinet Member report will go through the democratic process June 2023.	C/F from 2021/22 action plan	Transformation & Corporate People, Policy & Transformation	Ongoing	31 st March 2024
3	Launch / Introduce new People Plan.	A – Behaving with Integrity	Transformation & Corporate	1 st April 2023	31 st December 2023

Annual Governance Statement

Statement of Accounts 2022/23

Newport City Council

Tudalen 66

Action No.	Issue / Action	Principle	Lead Directorate / Service Area	Start Date	Anticipated Completion Date
			People, Policy & Transformation		
4	Development of a Fraud Risk Assessment.	A – Behaving with Integrity	Transformation & Corporate Finance	1 st July 2023	30 Sept 2024
5	Review Counter Fraud arrangements and strengthen reporting in this area.	A – Behaving with Integrity	Transformation & Corporate Finance	1 st July 2023	30 Sept 2024
6	NCC Code of Corporate Governance to be reviewed / updated.	A – Behaving with Integrity	Transformation & Corporate Finance Law & Standards	1 st July 2023	30 Sept 2024
7	Creation of an employee values and behaviour framework and policy	A - Demonstrating strong commitment to ethical values	People, Policy & Transformation	1 st June 2023	31st March 2024
8	Developments to Council website to improve access and interaction and quality of information	B - Engaging with individual citizens and service users effectively	People, Policy & Transformation	1 st June 2023	31 st March 2025
9	As part of wider Customer Services review; engage with users / customers to assess experience and ease of use of on-line 'My Council Services' system	B - Engaging with individual citizens and service users effectively	Finance	30 Oct 2023	30 th March 2024

Annual Governance Statement

Statement of Accounts 2022/23

Newport City Council

Tudalen 67

Action No.	Issue / Action	Principle	Lead Directorate / Service Area	Start Date	Anticipated Completion Date
10	Application of TOM'S to procurement exercises threshold to be reduced to those above £175k to capture more spend / contracts where this is applied and assessed against	B - Sustainable economic, social and environmental benefits	Finance	1 April 2023	30 Sept 2023
11	Establish 'capital assurance group' to provide oversight on behalf of Executive Board on capital schemes and contribution to achieve Council priorities	D - Determining interventions D - Optimising achievement of intended outcomes F - Managing Performance	Finance	1 April 2023	1 Sept 2023
12	Transformation approach and programme to be fully developed and reported	D - Determining interventions	People, Policy & Transformation	1 April 2023	31 st March 2024
13	Introduce service on-going challenge reviews, and work to develop employee check-ins.	D - Optimising achievement of intended outcomes	People, Policy & Transformation	1 April 2023	30 th Sept 2023
14	Appointment of a second Responsible Individual (RI) to ensure independent oversight as defined in the legislation for regulated services within Social Services Development of agreed reporting structure for the RIs	E - Developing the entity's capacity	Social Care	1 April 2023	30 th November 2023

Annual Governance Statement

Statement of Accounts 2022/23

Newport City Council

Tudalen 68

Action No.	Issue / Action	Principle	Lead Directorate / Service Area	Start Date	Anticipated Completion Date
15	'Management development programme' for Executive Directors and Heads of Services rolled out in 2023/24	E - Developing the capability of the entity's leadership and other individuals	People, Policy & Transformation	September 2023	30 th June 2024
16	Understanding the workforce capacity and capability to deliver the Transformation Plan and Corporate Plan objectives.	E – Developing the Entity's Capacity	Transformation & Corporate People, Policy & Transformation	1 st April 2023	31 st December 2023
17	Include all external grant programmes into the council's gross budget to ensure included in the council's financial management arrangements. Review and re-structure the business support function who support the significant grant funded programmes across Housing and Communities, Prevention and Inclusion and regeneration & Economic Development services. This will provide improved corporate governance of the grant funded programmes and clarity between financial administration and more strategic financial management support.	F - Strong public financial management	Finance Housing & Communities Prevention & Inclusion Regeneration & Inclusion	1 April 2023	30 th Sept 2024
18	Finalise and Implement new Risk Management Policy.	F – Managing Risk	Transformation & Corporate	1 st April 2023	31 st December 2023

Annual Governance Statement

Statement of Accounts 2022/23

Newport City Council

Action No.	Issue / Action	Principle	Lead Directorate / Service Area	Start Date	Anticipated Completion Date
			People, Policy & Transformation		
19	Timely sign off of 2022/23 Statement of Accounts.	G – Implementing Good Practices in Reporting	Transformation & Corporate Finance	1 st April 2023	31 st December 2023

Tudalen 69

Annual Governance Statement

Statement of Accounts 2022/23

Newport City Council

Conclusion

Over the financial year 2022/23, the Council has maintained good arrangements to ensure and contribute towards the good governance of its activities. A number of new initiatives and processes have been implemented as shown in Section 2 of this document and these will be developed to ensure maximum effectiveness. The assessment has benefitted from a good level of contributions from the Council's Corporate Management Team as well as diligent review from the Councils Governance & Audit Committee and actions for improvements have been identified.

Signed: J Mudd

Date.....30-10-2023

Councillor Jane Mudd, Leader of Newport City Council

Signed: B Owen

Date.....30-10-2023

Beverly Owen, Chief Executive of Newport City Council

Independent Auditor's Report to the Members of Newport City Council

Statement of Accounts 2022/23

Newport City Council

The independent auditor's report of the Auditor General for Wales to the members of Newport City Council

Opinion on financial statements

I have audited the financial statements of:

- Newport City Council; and
- Newport City Council Group

for the year ended 31 March 2023 under the Public Audit (Wales) Act 2004.

Newport City Council's financial statements comprise the Expenditure and Funding Analysis, the Movement in Reserves Statement, the Comprehensive Income and Expenditure Statement, the Balance Sheet, the Cash Flow Statement and the related notes, including the significant accounting policies.

Newport City Council Group's financial statements comprise the Group Movement in Reserves Statement, the Group Comprehensive Income and Expenditure Statement, the Group Balance Sheet, the Group Cash Flow Statement and the related notes, including the significant accounting policies.

The financial reporting framework that has been applied in their preparation is applicable law and UK adopted international accounting standards as interpreted and adapted by the Code of Practice on Local Authority Accounting in the United Kingdom 2022-23.

In my opinion, in all material respects, the financial statements:

- give a true and fair view of the financial position of Newport City Council and Newport City Council Group as at 31 March 2023 and of its income and expenditure for the year then ended; and
- have been properly prepared in accordance with legislative requirements and UK adopted international accounting standards as interpreted and adapted by the Code of Practice on Local Authority Accounting in the United Kingdom 2022-23.

Basis of opinion

I conducted my audit in accordance with applicable law and International Standards on Auditing in the UK (ISAs (UK)) and Practice Note 10 'Audit of Financial Statements of Public Sector Entities in the United Kingdom'. My responsibilities under those standards are further described in the auditor's responsibilities for the audit of the financial statements section of my report.

My staff and I are independent of the Council and the Group in accordance with the ethical requirements that are relevant to my audit of the financial statements in the UK including the Financial Reporting Council's Ethical Standard, and I have fulfilled my other ethical responsibilities in accordance with these requirements. I believe that the audit evidence I have obtained is sufficient and appropriate to provide a basis for my opinion.

Conclusions relating to going concern

In auditing the financial statements, I have concluded that the use of the going concern basis of accounting in the preparation of the financial statements is appropriate.

Based on the work I have performed, I have not identified any material uncertainties relating to events or conditions that, individually or collectively, may cast significant doubt on the Council's and Group's

Independent Auditor's Report to the Members of Newport City Council

Statement of Accounts 2022/23

Newport City Council

ability to continue to adopt the going concern basis of accounting for a period of at least twelve months from when the financial statements are authorised for issue.

My responsibilities and the responsibilities of the responsible financial officer with respect to going concern are described in the relevant sections of this report.

The other information comprises the information included in the annual report other than the financial statements and my auditor's report thereon. The Responsible Financial Officer is responsible for the other information contained within the annual report. My opinion on the financial statements does not cover the other information and, except to the extent otherwise explicitly stated in my report, I do not express any form of assurance conclusion thereon.

My responsibility is to read the other information and, in doing so, consider whether the other information is materially inconsistent with the financial statements or knowledge obtained in the course of the audit, or otherwise appears to be materially misstated. If I identify such material inconsistencies or apparent material misstatements, I am required to determine whether this gives rise to a material misstatement in the financial statements themselves. If, based on the work I have performed, I conclude that there is a material misstatement of this other information, I am required to report that fact.

I have nothing to report in this regard.

Opinion on other matters

In my opinion, based on the work undertaken in the course of my audit:

- the information contained in the Narrative Report for the financial year for which the financial statements are prepared is consistent with the financial statements and is in accordance with the Code of Practice on Local Authority Accounting in the United Kingdom 2022-23;
- The information given in the Annual Governance Statement for the financial year for which the financial statements are prepared is consistent with the financial statements and is in accordance with guidance.

Matters on which I report by exception

In the light of the knowledge and understanding of the Council and the Group and its environment obtained in the course of the audit, I have not identified material misstatements in the Narrative Report or the Annual Governance Statement.

I have nothing to report in respect of the following matters, which I report to you, if, in my opinion:

- I have not received all the information and explanations I require for my audit;
- adequate accounting records have not been kept, or returns adequate for my audit have not been received from branches not visited by my team; or
- the financial statements are not in agreement with the accounting records and returns.

Responsibilities of the responsible financial officer for the financial statements

As explained more fully in the Statement of Responsibilities for the Statement of Accounts, the responsible financial officer is responsible for:

- the preparation of the statement of accounts, including Newport City Council Group's financial statements, which give a true and fair view and comply with proper practices;

Independent Auditor's Report to the Members of Newport City Council

Statement of Accounts 2022/23

Newport City Council

- maintaining proper accounting records;
- internal controls as the responsible financial officer determines is necessary to enable the preparation of statements of accounts that are free from material misstatement, whether due to fraud or error;
- assessing the Council's and the Group's ability to continue as a going concern, disclosing as applicable, matters related to going concern and using the going concern basis of accounting unless the responsible financial officer anticipates that the services provided by the Council and the Group will not continue to be provided in the future.

Auditor's responsibilities for the audit of the financial statements

My responsibility is to audit the financial statements in accordance with the Public Audit (Wales) Act 2004.

My objectives are to obtain reasonable assurance about whether the financial statements as a whole are free from material misstatement, whether due to fraud or error, and to issue an auditor's report that includes my opinion. Reasonable assurance is a high level of assurance but is not a guarantee that an audit conducted in accordance with ISAs (UK) will always detect a material misstatement when it exists. Misstatements can arise from fraud or error and are considered material if, individually or in the aggregate, they could reasonably be expected to influence the economic decisions of users taken on the basis of these financial statements.

Irregularities, including fraud, are instances of non-compliance with laws and regulations. I design procedures in line with my responsibilities, outlined above, to detect material misstatements in respect of irregularities, including fraud.

My procedures included the following:

- Enquiring of management, the Council's Chief Internal Auditor and those charged with governance, including obtaining and reviewing supporting documentation relating to the Council's and Group's policies and procedures concerned with:
 - identifying, evaluating and complying with laws and regulations and whether they were aware of any instances of non-compliance;
 - detecting and responding to the risks of fraud and whether they have knowledge of any actual, suspected or alleged fraud; and
 - the internal controls established to mitigate risks related to fraud or non-compliance with laws and regulations.
- Considering as an audit team how and where fraud might occur in the financial statements and any potential indicators of fraud;
- Obtaining an understanding of the Council's and the Group's framework of authority as well as other legal and regulatory frameworks that the Council and the Group operates in, focusing on those laws and regulations that had a direct effect on the financial statements or that had a fundamental effect on the operations of the Council and the Group.

Independent Auditor's Report to the Members of Newport City Council

Statement of Accounts 2022/23

Newport City Council

- Obtaining an understanding of related party relationships.

In addition to the above, my procedures to respond to identified risks included the following:

- reviewing the financial statement disclosures and testing to supporting documentation to assess compliance with relevant laws and regulations discussed above;
- enquiring of management, the Governance and Audit Committee and legal advisors about actual and potential litigation and claims;
- reading minutes of meetings of those charged with governance;
- in addressing the risk of fraud through management override of controls, testing the appropriateness of journal entries and other adjustments; assessing whether the judgements made in making accounting estimates are indicative of a potential bias; and evaluating the business rationale of any significant transactions that are unusual or outside the normal course of business.

I also communicated relevant identified laws and regulations and potential fraud risks to all audit team members and remained alert to any indications of fraud or non-compliance with laws and regulations throughout the audit.

The extent to which my procedures are capable of detecting irregularities, including fraud, is affected by the inherent difficulty in detecting irregularities, the effectiveness of the Council's and the Group's controls, and the nature, timing and extent of the audit procedures performed.

A further description of the auditor's responsibilities for the audit of the financial statements is located on the Financial Reporting Council's website www.frc.org.uk/auditorsresponsibilities. This description forms part of my auditor's report.

Other auditor's responsibilities

I communicate with those charged with governance regarding, among other matters, the planned scope and timing of the audit and significant audit findings, including any significant deficiencies in internal control that I identify during my audit.

Certificate of completion of audit

I certify that I have completed the audit of the accounts of Newport City Council and Newport City Council Group in accordance with the requirements of the Public Audit (Wales) Act 2004 and the Auditor General for Wales' Code of Audit Practice.

Adrian Crompton
Auditor General for Wales
28 November 2023

1 Capital Quarter
Tyndall Street
Cardiff, CF10 4BZ

Comprehensive Income and Expenditure Statement

Statement of Accounts 2022/23

Newport City Council

This statement shows the accounting cost in the year of providing services in accordance with generally accepted accounting practices, rather than the amount to be funded from taxation. Authorities raise taxation to cover expenditure in accordance with regulations; this may be different from the accounting cost. The taxation position is shown in the Movement in Reserves Statement. The 2021/22 accounts have been restated to reflect the changes in the Council's department structure, there have been no changes to the total Comprehensive Income and Expenditure figure.

Restated							
Gross Expenditure	2021/22 Gross Income	Net Expenditure	Notes	Gross Expenditure	2022/23 Gross Income	Net Expenditure	
£'000	£'000	£'000		£'000	£'000	£'000	
38,120	(8,480)	29,640		43,507	(9,062)	34,445	Childrens Services
80,642	(32,304)	48,338		85,716	(22,601)	63,115	Adult Services
28,476	(25,885)	2,592		32,075	(28,944)	3,131	Prevention & Inclusion
32,628	(5,486)	27,142		35,599	(4,981)	30,618	Corporate
18,328	(13,145)	5,183		22,459	(13,810)	8,649	Housing & Communities
30,325	(12,879)	17,446		30,398	(8,353)	22,045	Environment & Public Protection
29,753	(8,821)	20,932		34,505	(6,466)	28,039	Infrastructure
							Regeneration & Economic
21,110	(11,406)	9,704		20,557	(9,968)	10,589	Development
28,669	(10,129)	18,539		33,059	(12,687)	20,372	Education
157,030	(35,443)	121,587		169,203	(30,928)	138,275	Schools
41,260	(42,559)	(1,298)		41,702	(38,255)	3,447	Other Non Department Costs
506,341	(206,536)	299,806		548,780	(186,055)	362,725	Cost of services
26,813	-	26,813	11	28,672	-	28,672	Other operating expenditure
20,762	(1,055)	19,707	12	21,683	(1,568)	20,115	Financing and investment income and expenditure
-	-	-		-	-	-	(Surplus) / deficit on discontinued operations
-	(372,866)	(372,866)	13	-	(396,126)	(396,126)	Taxation and non-specific grant income
553,916	(580,457)	(26,540)		599,135	(583,749)	15,386	(Surplus) / Deficit on Provision of services
		(11,656)				(20,613)	(Surplus) / deficit on revaluation of Property Plant and Equipment assets
		(107,175)				(340,548)	Actuarial (gains) / losses on pensions assets / liabilities
		(118,831)				(361,161)	Other Comprehensive Income and Expenditure
		(145,371)				(345,775)	Total Comprehensive Income and Expenditure

Expenditure and Funding Analysis

Statement of Accounts 2022/23

Newport City Council

The Expenditure and Funding Analysis (EFA) is a key note to the main financial statements. It demonstrates how the funding available to the council (i.e. Council Tax, Business Rates and Central Government grants) has been used in providing services in comparison with those resources consumed or earned in accordance with Generally Accepted Accounting Practices (e.g. adjustments made for depreciation, revenue afforded impairment costs etc). It also shows how this expenditure is allocated for decision making purposes between the Council's services. Income and expenditure accounted for under generally accepted accounting practices is presented more fully in the Comprehensive Income and Expenditure Statement. Corporate Services include the services areas Finance, People, Policy and Transformation and Law and Regulation. The 2021/22 accounts have been restated to reflect the changes in the Council's department structure, there have been no changes to the surplus or deficit of funds.

2022/23	Net Expenditure Chargeable to the General Fund	Adjustments between the funding and accounting basis	Net expenditure in the CIES
	£'000	£'000	£'000
Childrens Services	30,481	3,964	34,445
Adult Services	57,896	5,219	63,115
Prevention & Inclusion	583	2,548	3,131
Corporate Services	24,715	5,903	30,618
Housing & Communities	6,590	2,059	8,649
Environment & Public Protection	15,134	6,911	22,045
Infrastructure	13,820	14,219	28,039
Regeneration & Economic Development	5,763	4,826	10,589
Education	15,867	4,505	20,372
Schools	122,267	16,008	138,275
Other Non Department Costs	18,004	(14,557)	3,447
Net Cost of Service	311,120	51,605	362,725
Other Income and Expenditure	(318,136)	(29,203)	(347,339)
(Surplus) or Deficit	(7,016)	22,402	15,386
Opening General Fund as at 31 March 2021	(6,500)		
(Surplus) / Deficit on the General Fund	-		
Transfer between Earmarked reserve and general funds	-		
Closing General Fund as at 31 March 2022	(6,500)		

2021/22 - RESTATED	Net Expenditure Chargeable to the General Fund	Adjustments between the funding and accounting basis	Net expenditure in the CIES
	£'000	£'000	£'000
Childrens Services	24,907	4,733	29,640
Adult Services	46,681	1,658	48,338
Prevention & Inclusion	541	2,051	2,592
Corporate Services	22,903	4,239	27,142
Housing & Communities	4,049	1,134	5,183
Environment & Public Protection	15,308	2,138	17,446
Infrastructure	11,734	9,198	20,932
Regeneration & Economic Development	5,345	4,358	9,704
Education	14,797	3,742	18,539
Schools	111,731	9,856	121,587
Other Non Department Costs	29,123	(30,422)	(1,298)
Net Cost of Service	287,119	12,687	299,806
Other Income and Expenditure	(293,698)	(32,648)	(326,346)
(Surplus) or Deficit	(6,579)	(19,961)	(26,540)
Opening General Fund as at 31 March 2021	(6,500)		
(Surplus) / Deficit on the General Fund	-		
Transfer between Earmarked reserve and general funds	-		
Closing General Fund as at 31 March 2022	(6,500)		

Movement in Reserves Statement

Statement of Accounts 2022/23

Newport City Council

This statement shows the movement in the year on the different reserves held by the Council, analysed into usable reserves (i.e. those that can be applied to fund expenditure or reduce local taxation) and other unusable reserves.

The (surplus) or deficit on the Provision of Services line shows the true economic cost of providing the Council's services, more details of which are shown in the Comprehensive Income and Expenditure Statement (CIES). These are different from the statutory amounts required to be charged to the Council Fund Balance for council tax setting purposes. The Net Increase / Decrease before Transfers to Earmarked Reserves line shows the statutory Council Fund (surplus) / deficit before any discretionary transfers to or from earmarked reserves undertaken by the Council.

	Council Fund Balance £'000	Earmarked General Fund Reserves £'000	Capital Receipts Reserve £'000	Total Usable Reserves £'000	Unusable Reserves £'000	Total Reserves £'000
Balance at the 31 Mar 2021 carried forward	(6,500)	(95,018)	(6,753)	(108,271)	200,080	91,809
Movement in reserves during 2021/22 (Surplus) / deficit on the provision of services	(26,540)	-	-	(26,540)	-	(26,540)
Other comprehensive Income and Expenditure	-	-	-	-	(118,831)	(118,831)
Total Comprehensive Income and Expenditure	(26,540)	-	-	(26,540)	(118,831)	(145,371)
Adjustments between accounting basis and funding basis under regulations (Note 9)	(14,401)	-	(2,637)	(17,038)	17,097	59
Net Increase / Decrease before Transfers to Earmarked Reserves	(40,941)	-	(2,637)	(43,582)	(101,734)	(145,312)
Transfer to/ from Earmarked Reserves (Note 10)	40,945	(40,945)	-	-	-	-
(Increase) / Decrease in 2021/22	0	(40,945)	(2,637)	(43,582)	(101,734)	(145,314)
Balance at the 31 Mar 2022 carried forward	(6,500)	(135,962)	(9,390)	(151,852)	98,346	(53,505)
Balance at the 31 Mar 2022 carried forward	(6,500)	(135,962)	(9,390)	(151,852)	98,346	(53,506)
Movement in reserves during 2022/23 (Surplus) / deficit on the provision of services	15,386	-	-	15,386	-	15,386
Other comprehensive Income and Expenditure	-	-	-	-	(361,161)	(361,161)
Total Comprehensive Income and Expenditure	15,386	-	-	15,386	(361,161)	(345,775)
Adjustments between accounting basis and funding basis under regulations (Note 9)	(406)	-	(440)	(846)	846	-
Net (Increase) / Decrease before Transfers to Earmarked Reserves	14,980	-	(440)	14,540	(360,315)	(345,775)
Transfer to/ from Earmarked Reserves (Note 10)	(14,980)	14,980	-	-	-	-
(Increase) / Decrease in 2022/23	(0)	14,980	(440)	14,540	(360,315)	(345,775)
Balance at the 31 Mar 2023 carried forward	(6,500)	(120,982)	(9,830)	(137,312)	(261,970)	(399,282)

Balance Sheet

Statement of Accounts 2022/23

Newport City Council

The Balance Sheet shows the value as at the Balance Sheet date of the assets and liabilities recognised by the Council. The net assets of the Council (assets less liabilities) are matched by the reserves held by the Council. Reserves are reported in two categories. The first category of reserves are usable reserves, i.e. those reserves that the Council may use to provide services, subject to the need to maintain a prudent level of reserves and any statutory limitations on their use, (for example the Capital Receipts Reserve that may only be used to fund capital expenditure or repay debt). The second category of reserves are those that the Council is not able to use to provide services. This category of reserves includes reserves that hold unrealised gains and losses (for example the Revaluation Reserve), where amounts would only become available to provide services if the assets were sold; and reserves that hold timing differences shown in the Movement in Reserves Statement line 'Adjustments between accounting basis and funding basis under regulations'.

31-Mar-22 £'000		Notes	31-Mar-23 £'000
390,758	Property, Plant and Equipment	14	436,285
151,210	Property, Plant and Equipment - Infrastructure	14	147,456
17,362	Heritage Assets	16	19,451
12,530	Investment Property	17	15,812
447	Long Term Investments	18	11,530
27,216	Long Term Debtors	18	27,494
599,523	Long Term Assets		658,028
56,294	Short Term Investments	18	20,294
742	Assets Held for Sale	22	314
1,032	Inventories	19	319
74,385	Short Term Debtors	20	77,172
131	Deferred Tax Asset	18	176
5,756	Cash and Cash Equivalents	21	20,435
138,340	Current Assets		118,710
(5,049)	Short Term Borrowing	18	(5,012)
(70,064)	Short Term Creditors	23	(65,874)
(6,514)	Short Term Provisions	24	(10,885)
(2,257)	Other Short Term Liabilities	18	(2,255)
(83,884)	Current Liabilities		(84,026)
(15,636)	Long Term Creditors	18	(22,236)
(6,862)	Long Term Provisions	24	(6,460)
(136,058)	Long Term Borrowing	18	(132,156)
(403,203)	Pension Liability	26	(96,144)
(38,716)	Other Long Term Liabilities	18	(36,433)
(600,474)	Long Term Liabilities		(293,430)
53,505	Net Assets / Liabilities		399,282
(151,852)	Usable Reserves	25	(137,312)
98,346	Unusable Reserves	26	(261,970)
(53,505)	Total Reserves		(399,282)

Cash Flow Statement

Statement of Accounts 2022/23

Newport City Council

The Cash Flow Statement shows the changes in cash and cash equivalents of the Council during the reporting period. The Statement shows how the Council generates and uses cash and cash equivalents by classifying cash flows as operating, investing and financing activities. The amount of net cash flows arising from operating activities is a key indicator of the extent to which the operations of the Council are funded by way of taxation and grant income or from the recipients of services provided by the Council. Investing activities represent the extent to which cash outflows have been made for resources which are intended to contribute to the Council's future service delivery. Cash flows arising from financing activities are useful in predicting claims on future cash flows by providers of capital (i.e. borrowing) to the Council.

2021/22		Note	2022/23
£'000			£'000
(26,540)	Net (surplus) / deficit on the provision of services as shown on the Comprehensive Income and Expenditure Statement		15,386
(74,302)	Adjustments to net surplus or deficit on the provision of services for non-cash movements	27	(65,201)
40,975	Adjustments for items included in the net surplus or deficit on the provision of services that are investing and financing activities	27	18,319
<u>(59,867)</u>	Net cash flows from Operating Activities		<u>(31,496)</u>
50,008	Investing Activities	28	10,452
11,304	Financing Activities	29	6,365
<u>1,445</u>	Net (increase) or decrease in cash and cash equivalents		<u>(14,679)</u>
7,201	Cash and cash equivalents at the beginning of the reporting period	21	5,756
<u>5,756</u>	Cash and cash equivalents at the end of the reporting period	21	<u>20,435</u>

Notes to the Statement of Accounts

Statement of Accounts 2022/23

Newport City Council

1 ACCOUNTING POLICIES

The Statement of Accounts summarises the Council's transactions for the 2022/23 financial year and its position at the year-end of 31 March 2023. The Council is required to prepare an annual Statement of Accounts by the Accounts and Audit (Wales) Regulations 2014, and in accordance with proper accounting practices. These practices primarily comprise the Code of Practice on Local Authority Accounting in the United Kingdom 2022/23 and is supported by International Financial Reporting Standards (IFRS).

The accounting convention adopted in the Statement of Accounts is principally historical cost, modified by the revaluation of certain categories of non-current assets and financial instruments.

Accruals of Income and Expenditure

Activity is accounted for in the year that it takes place, not simply when cash payments are made or received. In particular:

- Revenue from the sale of goods is recognised when the Council transfers the significant risks and rewards of ownership to the purchaser and it is probable that economic benefits or service potential associated with the transaction will flow to the Council;
- Revenue from the provision of services is recognised when the Council can measure reliably the percentage of completion of the transaction and it is probable that economic benefits or service potential associated with the transaction will flow to the Council;
- Supplies are recorded as expenditure when they are consumed – where there is a gap between the date supplies are received and their consumption; they are carried as inventories on the Balance Sheet;
- Expenses in relation to services received (including services provided by employees) are recorded as expenditure when the services are received rather than when payments are made;
- Interest receivable on investments and payable on borrowings is accounted for respectively as income and expenditure on the basis of the effective interest rate for the relevant financial instrument rather than the cash flows fixed or determined by the contract;
- Where revenue and expenditure have been recognised but cash has not been received or paid, a debtor or creditor for the relevant amount is recorded in the Balance Sheet. Where debts may not be settled, the balance of debtors is written down and a charge made to revenue for the income that might not be collected.

Cash and Cash Equivalents

Cash is represented by cash in hand and deposits with financial institutions repayable without penalty on notice of not more than 24 hours. Cash equivalents are highly liquid investments which are readily convertible to known amounts of cash with insignificant risk of change in value.

In the Cash Flow Statement, cash and cash equivalents are shown net of bank overdrafts that are repayable on demand and form an integral part of the Council's cash management.

Discontinued Operations

Discontinued operations arise where an activity has permanently ceased; terminates during the period or within three months of the period end; has a material impact on the Council's service provision or on the Council's net

Notes to the Statement of Accounts

Statement of Accounts 2022/23

Newport City Council

expenditure; and the operation has clearly defined assets, liabilities, income and expenditure on operations for operational and financial reporting purposes.

Exceptional Items

When items of income and expense are material, their nature and amount is disclosed separately, either on the face of the Comprehensive Income and Expenditure Statement or in the Notes to the Statement of Accounts, depending on how significant the items are to an understanding of the Council's financial performance.

Prior Period Adjustments, Changes in Accounting Policies, and Estimates and Errors

Prior period adjustments may arise as a result of a change in accounting policies or to correct a material error. Changes in accounting estimates are accounted for prospectively, i.e. in the current and future years affected by the change and do not give rise to a prior period adjustment.

Changes in accounting policies are only made when required by proper accounting practices or when the change provides more reliable or relevant information about the effect of transactions, other events and conditions on the Council's financial position or financial performance. Where a change is made, it is applied retrospectively (unless stated otherwise) by adjusting opening balances and comparative amounts for the prior period as if the new policy had always been applied.

Material errors discovered in prior period figures are corrected retrospectively by amending opening balances and comparative amounts for the prior period.

Charges to Revenue for Non-Current Assets

Service revenue accounts and central support services are debited with the following amounts to recognise the real cost of holding non-current assets during the year:

- depreciation attributable to the assets used by the relevant service;
- revaluation and impairment losses on assets used by the service where there are no accumulated gains in the Revaluation Reserve against which the losses can be written off.

The Council is not required to raise council tax to cover these charges but instead has to make an annual provision from revenue to contribute towards the reduction in its overall borrowing requirement. This charge is known as the minimum revenue provision (MRP) and is calculated in accordance with an annual MRP policy approved by the Council.

Depreciation, impairment losses and amortisations are therefore replaced by the MRP in the Movement of Reserves Statement, by way of an adjusting transaction with the Capital Adjustment Account.

Employee Benefits

Benefits Payable during Employment

Short-term employee benefits are those due to be settled within 12 months of the year-end.

They include such benefits as wages and salaries, paid annual leave and paid sick leave, bonuses and non-monetary benefits (e.g. cars) for current employees and are recognised as an expense for services in the year in which employees render service to the Council. An accrual is made for the cost of holiday entitlements (or any form of leave, e.g. time off in lieu) earned by employees but not taken before the year-end which employees can carry forward into the next financial year. The accrual is made at the wage and salary rates applicable in the following accounting year, being the period in which the employee takes the benefit. The accrual is charged to Surplus or Deficit on the Provision of Services, but then reversed out through the Movement in Reserves

Statement so that holiday benefits are charged to revenue in the financial year in which the holiday absence occurs.

Termination Benefits

Termination benefits are amounts payable as a result of a decision by the Council to terminate an officer's employment before the normal retirement date, or an officer's decision to accept voluntary redundancy. They are charged on an accruals basis to the appropriate service in the Comprehensive Income and Expenditure Statement when the Council is demonstrably committed to the termination of the employment of an officer or group of officers, or making an offer to encourage voluntary redundancy.

Where termination benefits involve the enhancement of pensions, statutory provisions require the Council Fund balance to be charged with the amount payable by the Council to the pension fund or pensioner in the year, not the amount calculated according to the relevant accounting standards. In the Movement in Reserves Statement, appropriations are required to and from the Pensions Reserve to remove the notional debits and credits for pension enhancement termination benefits and replace them with debits for the cash paid to the pension fund and pensioners and any such amounts payable but unpaid at the year-end.

Post-Employment Benefits

Employees of the Council are members of two separate pension schemes:

- The Teachers' Pension Scheme, administered by Capita Teachers' Pension on behalf of the Department for Education.
- The Local Government Pension Scheme, administered by Torfaen County Borough Council.

Both schemes provide defined benefits to members (retirement lump sums and pensions), earned as employees worked for the Council.

However, the arrangements for the teachers' scheme mean that liabilities for these benefits cannot ordinarily be identified specifically to the Council. The scheme is therefore accounted for as if it was a defined contribution scheme and no liability for future payments of benefits is recognised in the Balance Sheet. The Schools and Education lines in the Comprehensive Income and Expenditure Statement are charged with the employer's contributions payable to Teachers' Pensions in the year.

The Local Government Pension Scheme

The Local Government Scheme is accounted for as a defined benefits scheme:

- The liabilities of the Torfaen County Borough (Greater Gwent) pension fund attributable to the Council are included in the Balance Sheet on an actuarial basis using the projected unit method – i.e. an assessment of the future payments that will be made in relation to retirement benefits earned to date by employees, based on assumptions around areas such as mortality rates and employee turnover rates, and projections of projected earnings for current employees.
- Liabilities are discounted to their value at current prices, using a discount rate (based on the indicative rate of return on high quality corporate bonds).
- The assets of the Torfaen County Borough (Greater Gwent) pension fund attributable to the Council are included in the Balance Sheet at their bid value.
 - Equity securities – quoted prices in active markets
 - Real Estate, investment funds and unit trusts, cash & cash equivalents = quoted prices not in active markets
- The change in the net pensions liability is analysed into the following components:

Notes to the Statement of Accounts

Statement of Accounts 2022/23

Newport City Council

Service Costs

- **current service cost** – the increase in liabilities as a result of years of service earned this year, allocated in the Comprehensive Income and Expenditure Statement to the services for which the employees worked;
- **past service cost** – the increase in liabilities arising from current year decisions whose effect relates to years of service earned in earlier years. Debited to the Surplus or Deficit on the Provision of Services in the Comprehensive Income and Expenditure Statement as part of Non Distributed Costs;
- **net interest on the net defined benefit liability (asset)** - the net interest expense for the Council – the change during the period in the net defined benefit liability (asset) that arises from the passage of time charged to the Financing and Investment Income and Expenditure line of the Comprehensive Income and Expenditure Statement – this is calculated by applying the discount rate used to measure the defined benefit obligation at the beginning of the period to the net defined benefit liability (asset) at the beginning of the period – taking into account any changes in the net defined benefit liability (asset) during the period as a result of contribution and benefit payments.

Re-measurements

- **the return on plan assets** – excluding amounts included in net interest on the net defined benefit liability (asset) – charged to the Pensions Reserve as Other Comprehensive Income and Expenditure;
- **actuarial gains and losses** – changes in the net pensions liability that arise because events have not coincided with assumptions made at the last actuarial valuation or because the actuaries have updated their assumptions – charged to the Pensions Reserve as Other Comprehensive Income and Expenditure

Contributions paid to the Torfaen County Borough (Greater Gwent) pension fund – cash paid as employer's contributions to the pension fund in settlement of liabilities; not accounted for as an expense.

In relation to retirement benefits, statutory provisions require the General Fund balance to be charged with the amount payable by the Council to the pension fund or directly to pensioners in the year, not the amount calculated according to the relevant accounting standards. In the Movement in Reserves Statement, this means that there are appropriations to and from the Pensions Reserve to remove the notional debits and credits for retirement benefits and replace them with debits for the cash paid to the pension fund and pensioners and any such amounts payable but unpaid at the year-end. The negative balance that arises on the Pensions Reserve thereby measures the beneficial impact to the Council Fund of being required to account for retirement benefits on the basis of cash flows rather than as benefits that are earned by employees.

Discretionary Benefits

The Council also has restricted powers to make discretionary awards of retirement benefits in the event of early retirements. Any liabilities estimated to arise as a result of an award to any member of staff (including teachers) are accrued in the year of the decision to make the award and accounted for using the same policies as are applied to the Local Government Pension Scheme.

Full pensions details are included in Notes 41 and 42.

Events after the Balance Sheet Date

Events after the Balance Sheet date are those events, both favourable and unfavourable, that occur between the end of the reporting period and the date when the Statement of Accounts is authorised for issue. Two types of events can be identified:

Notes to the Statement of Accounts

Statement of Accounts 2022/23

Newport City Council

- those that provide evidence of conditions that existed at the end of the reporting period – the Statement of Accounts is adjusted to reflect such events;
- those that are indicative of conditions that arose after the reporting period – the Statement of Accounts is not adjusted to reflect such events, but where a category of events would have a material effect, disclosure is made in the notes of the nature of the events and their estimated financial effect.

Events taking place after the date of authorisation for issue are not reflected in the Statement of Accounts.

Fair Value Measurement

The Council measures some of its non-financial assets such as surplus assets and investment properties and some of its financial instruments such as borrowings and investments at fair value at each reporting date. Fair value is the price that would be received to sell an asset or paid to transfer a liability in an orderly transaction between market participants at the measurement date. The fair value measurement assumes that the transaction to sell the asset or transfer the liability takes place either:

- a) in the principal market for the asset or liability, or
- b) in the absence of a principal market, in the most advantageous market for the asset or liability.

The Council measures the fair value of an asset or liability using the assumptions that market participants would use when pricing the asset or liability, assuming that market participants act in their economic best interest.

When measuring the fair value of a non-financial asset, the Council takes into account a market participant's ability to generate economic benefits by using the asset in its highest and best use or by selling it to another market participant that would use the asset in its highest and best use.

The Council uses valuation techniques that are appropriate in the circumstances and for which sufficient data is available, maximising the use of observable inputs and minimising the use of unobservable inputs.

Inputs to the valuation techniques in respect of assets and liabilities for which fair value is measured or disclosed in the Council's financial statements are categorised within the fair value hierarchy as follows:

- Level 1 – quoted prices (unadjusted) in active markets for identical assets or liabilities that the Council can access at the measurement date
- Level 2 – inputs other than quoted prices included within Level 1 that are observable for the asset or liability, either directly or indirectly
- Level 3 – unobservable inputs for the asset or liability.

Financial Instruments

Financial Liabilities

Financial liabilities are recognised on the Balance Sheet when the authority becomes a party to the contractual provisions of a financial instrument and are initially measured at fair value and are carried at their amortised cost. Annual charges to the Financing and Investment Income and Expenditure line in the Comprehensive Income and Expenditure Statement (CIES) for interest payable are based on the carrying amount of the liability, multiplied by the effective rate of interest for the instrument. The effective interest rate is the rate that exactly discounts estimated future cash payments over the life of the instrument to the amount at which it was originally recognised.

For most of the borrowings that the authority has, this means that the amount presented in the Balance Sheet is the outstanding principal repayable (plus accrued interest); and interest charged to the CIES is the amount payable for the year according to the loan agreement.

Notes to the Statement of Accounts

Statement of Accounts 2022/23

Newport City Council

Where premiums and discounts have been charged to the CIES, regulations allow the impact on the General Fund Balance to be spread over future years. The authority has a policy of spreading the gain or loss over the term that was remaining on the loan against which the premium was payable or discount receivable when it was repaid. The reconciliation of amounts charged to the CIES to the net charge required against the General Fund Balance is managed by a transfer to or from the Financial Instruments Adjustment Account in the Movement in Reserves Statement.

Financial Assets

Financial assets measured at amortised cost are recognised on the Balance Sheet when the authority becomes a party to the contractual provisions of a financial instrument and are initially measured at fair value. They are subsequently measured at their amortised cost. Annual credits to the Financing and Investment Income and Expenditure line in the Comprehensive Income and Expenditure Statement (CIES) for interest receivable are based on the carrying amount of the asset multiplied by the effective rate of interest for the instrument. For most of the financial assets held by the authority, this means that the amount presented in the Balance Sheet is the outstanding principal receivable (plus accrued interest) and interest credited to the CIES is the amount receivable for the year in the loan agreement.

Financial Assets measured at Fair Value through other Comprehensive Income (FVOCI)

The Council has equity instruments designated at fair value through other Comprehensive Income (FVOCI), held as a long-term investment.

The Council has made an irrevocable election to designate one of its equity instruments as FVOCI on the basis that it is held for non-contractual benefits, it is not held for trading but for strategic purposes. The asset was transferred to the new asset category on 1 April 2018.

The asset is initially measured and carried at fair value.

The value is based on the principal that the equity shares have no quoted market prices and is based on an independent appraisal of the company valuation.

Dividend income is credited to Financing and Investment Income and Expenditure in the Comprehensive Income and Expenditure Statement when it becomes receivable by the Council.

Changes in fair value are posted to Other Comprehensive Income and Expenditure and are balanced by an entry in the Financial Instruments Revaluation Reserve.

When the asset is de-recognised, the cumulative gain or loss previously recognised in Other Comprehensive Income and Expenditure is transferred from the Financial Instruments Revaluation Reserve and recognised in the Surplus or Deficit on the Provision of Services.

The same accounting treatment was adopted previously for the asset which was classified in the Transport Realisation account. The balance on this reserve was transferred to the new Financial Instruments Revaluation Reserve as at 1 April 2018.

Government Grants and Contributions

Grants and contributions relating to capital and revenue expenditure are accounted for on an accruals basis and recognised immediately in the Comprehensive Income and Expenditure Statement as income. Capital Grants are reversed out to the capital adjustment account as expenditure is incurred. Grants or contributions requiring return if conditions are not satisfied, are held on the balance sheet within creditors until the conditions are met at which point they are recognised in the Comprehensive Income and Expenditure Statement.

Agency Expenditure & Income

Welsh Government can periodically use Councils' administrative mechanisms to distribute resourcing to the electorate or particular business sectors as an alternative to making their own direct payment arrangements. Such measures are known as agency arrangements.

Welsh Government have adopted an accounting treatment that means Grants payable or paid are recorded as expenditure in the period that the underlying event or activity giving entitlement to the grant occurs. However, there can often be a lag in Councils receiving such resourcing that extends over the year end and the Council is not obligated to make any such payments to the electorate in advance of such receipts.

The Council will receive award letter correspondence about any prospective agency requests which should necessitate agreement through the signed acceptance to any terms and conditions and so has reasonable assurance that the grant involved will be received. So where any agency grant has not physically been paid before the year end but the Council has agreed to the terms and conditions, the Council will adopt a debtor and equivalent creditor presentation in the year of signed acceptance for the funding.

Tangible and Intangible Heritage Assets **(described in this summary of significant accounting policies as heritage assets)**

The Council's Heritage Assets are held in a number of collections in varying locations across the Council. The Council holds collections of heritage assets in order to increase the knowledge, understanding and appreciation of the history and culture of the Council's local area.

Heritage Assets are recognised and measured (including the treatment of revaluation gains and losses) in accordance with the Council's accounting policies on property, plant and equipment. However, some measurement rules are relaxed in relation to heritage assets as detailed below. The Council's collections of heritage assets are accounted for as follows.

Museum Collection

The Museum collection includes paintings (both oil and watercolour) and lithographs which are reported in the Balance Sheet at market value. The collection is generally re-valued every five years by the most appropriately deemed method. On occasion assets will be re-valued outside of this where they are loaned to other organisations. The assets within the collection are deemed to have indeterminate lives, and a high residual value; hence the Council does not consider it appropriate to charge depreciation.

Acquisitions are made by purchase or donation. Acquisitions are initially recognised at cost and donations are recognised at valuation, with valuations made with reference to appropriate commercial markets for the assets using the most relevant and recent information from sales at auctions.

Library Collection

The Central Library is home to a special book collection, which is reported in the Balance Sheet at market value. The collection is generally re-valued every five years by the most appropriately deemed method. The assets within the collection are deemed to have indeterminate lives, and a high residual value; hence the Council does not consider it appropriate to charge depreciation.

The collection is relatively static, with acquisitions and donations very rare. Where they do occur acquisitions are recognised at cost and donations are recognised at a valuation made with reference to appropriate commercial markets.

Notes to the Statement of Accounts

Statement of Accounts 2022/23

Newport City Council

Tredegar House – Property and Contents

Tredegar House is a 17th century Charles II mansion and grounds which is leased to the National Trust to manage and maintain and does not appear on the Council's balance sheet.

Conversely the contents of the property include paintings, furniture and other artefacts of the time period remain in the ownership of the Council. These items are reported in the balance sheet at insurance value which is based on market values. These insurance valuations will generally be updated every five years in line with other heritage asset considerations. The artefacts within the collection are considered to have indeterminate lives; hence the Council does not consider it appropriate to charge depreciation.

The collection is relatively static, with acquisitions and donations very rare. Where they do occur acquisitions are initially recognised at cost and donations are recognised at a valuation ascertained by the museum's curators in accordance with the Council's policy on valuations of art collections.

Public Art and Features

The Council holds a large number of public art features, such as murals and statues, on public display throughout the local area. These are reported in the Balance Sheet at market value. The collection is re-valued every five years by the Council's internal experts based on anticipated replacement costs of the art, which is considered to closely represent their market value. The assets within the Public Art collection are deemed to have indeterminate lives, and a high residual value; hence the Council does not consider it appropriate to charge depreciation.

Acquisitions are made by purchase or donation. Acquisitions are initially recognised at cost and donations are recognised at valuation, with valuations made with reference to appropriate commercial markets.

Archaeology

The Council does not consider that reliable cost information can be obtained for the items held within its archaeological collection. This is because of the diverse nature of the assets held and the lack of comparable market values. Consequently, the Council does not generally recognise these assets on the balance sheet. However, where specific costs can be identified, these will be capitalised, for example the freeze drying requirements of the Newport Ship. Depreciation on these items is considered on a case by case basis. The Council's acquisitions principally relate to the ancient ship discovered in the early 1990's. The Council does not normally make any purchases of archaeological items.

Heritage Assets – General

The carrying amounts of heritage assets are reviewed where there is evidence of impairment for these assets, e.g. where an item has suffered physical deterioration or breakage or where doubts arise as to its authenticity. Any impairment is recognised and measured in accordance with the Council's general policies on impairment – see impairment note in this summary of significant accounting policies.

The Council will occasionally dispose of heritage assets which have a doubtful provenance or are unsuitable for public display. The proceeds of such items are accounted for in accordance with the Council's general provisions relating to the disposal of property, plant and equipment. Disposal proceeds are disclosed separately in the notes to the Statement of Accounts and are accounted for in accordance with statutory accounting requirements relating to capital expenditure and capital receipts (again see later notes in this summary of significant accounting policies).

Interest in Companies and Other Entities

The Council has considered the status of its relationships with its partner organisations and where not material these interests in other companies and entities are shown in a disclosure note in the notes to the Statement of Accounts. Newport Transport Ltd are consolidated with Newport City Council's statements in the group accounts.

Notes to the Statement of Accounts

Statement of Accounts 2022/23

Newport City Council

Inventories and Long Term Contracts

The value of stocks at the year-end is recorded in the Statement of Accounts at historical cost. This valuation is not in accordance with IAS2 or the Code of Practice, which requires the value to be stated as the lower of cost and net realisable value (NRV). Any difference between cost and NRV is considered to be negligible and historical cost has been used for all valuations.

Investment Property

Investment properties are those that are used solely to earn rentals and/or for capital appreciation. The definition is not met if the property is used in any way to facilitate the delivery of services or production of goods or held for sale.

Investment properties are measured initially at cost and subsequently at fair value, based on the amount at which the asset could be exchanged between knowledgeable parties at arm's-length. Properties are not depreciated but are re-valued annually according to market conditions at the year-end. Gains and losses on revaluation are posted to the Financing and Investment Income and Expenditure line in the Comprehensive Income and Expenditure Statement. The same treatment is applied to gains and losses on disposal.

Rentals received in relation to investment properties are credited to the Financing and Investment Income line and result in a gain for the General Fund Balance. However, revaluation and disposal gains and losses are not permitted by statutory arrangements to have an impact on the General Fund Balance. The gains and losses are therefore reversed out of the General Fund Balance in the Movement in Reserves Statement and posted to the Capital Adjustment Account and (for any sale proceeds greater than £10,000) the Capital Receipts Reserve.

Jointly Controlled Operations and Jointly Controlled Assets

Joint operations are arrangements undertaken by the Council in conjunction with other ventures that make use of its assets and resources. Joint Committees are examples of Jointly Controlled Operations. Where material, the relevant proportion of the transactions and balances for Joint Committees are included within the Council's Financial Statements. These reflect the transactions and balances as per the draft accounts prepared for each Joint Committee.

A joint venture does not involve the establishment of a separate entity. The Council accounts for only its share of the jointly controlled assets, the liabilities and expenses that it incurs on its own behalf or jointly with others in respect of its interest in the joint venture and income that it earns from the venture.

Leases

Leases are classified as finance leases where the terms of the lease transfer substantially all the risks and rewards incidental to ownership of the property, plant or equipment from the lessor to the lessee. All other leases are classified as operating leases.

Where a lease covers both land and buildings, the land and buildings elements are considered separately for classification.

Arrangements that do not have the legal status of a lease but convey a right to use an asset in return for payment are accounted for under this policy, where fulfilment of the arrangement is dependent on the use of specific assets.

The Council as Lessee

Finance Leases

Property, plant and equipment held under finance leases are recognised on the Balance Sheet at the commencement of the lease at its fair value measured at the lease's inception (or the present value of the

Notes to the Statement of Accounts

Statement of Accounts 2022/23

Newport City Council

minimum lease payments, if lower). The asset recognised is matched by a liability for the obligation to pay the lessor. Initial direct costs of the Council are added to the carrying amount of the asset. Premiums paid on entry into a lease are applied to writing down the lease liability. Contingent rents are charged as expenses in the periods in which they are incurred.

Lease payments are apportioned between:

- a charge for the acquisition of the interest in the property, plant or equipment – applied to write down the lease liability; and
- a finance charge (debited to the Financing and Investment Income and Expenditure line in the Comprehensive Income and Expenditure Statement).

Property, Plant and Equipment recognised under finance leases is accounted for using the policies applied generally to such assets, subject to depreciation being charged over the lease term if this is shorter than the asset's estimated useful life (where ownership of the asset does not transfer to the Council at the end of the lease period).

The Council is not required to raise council tax to cover depreciation or revaluation and impairment losses arising on leased assets. Instead, a prudent annual contribution is made from revenue funds towards the deemed capital investment in accordance with statutory requirements. Depreciation and revaluation and impairment losses are therefore substituted by a revenue contribution in the General Fund Balance, by way of an adjusting transaction with the Capital Adjustment Account in the Movement in Reserves Statement for the difference between the two.

Operating Leases

Rentals paid under operating leases are charged to the Comprehensive Income and Expenditure Statement as an expense of the services benefitting from use of the leased property, plant or equipment. Charges are made on a straight-line basis over the life of the lease; even if this does not match the pattern of payments (e.g. there is a rent-free period at the commencement of the lease).

The Council utilises external care home facilities to support its customers' needs. In most instances occupancy is relatively small. However, there are two homes of 4 and 6 beds where occupancy is significant. Notwithstanding this, the valuation of these two properties is small compared to the total PPE asset base and therefore is not included in the figures shown in Note 14.

The Council as Lessor

Finance Leases

Where the Council grants a finance lease over a property or an item of plant or equipment, the relevant asset is written out of the Balance Sheet as a disposal. At the commencement of the lease, the carrying amount of the asset in the Balance Sheet (whether Property, Plant and Equipment (PPE), Investment Properties, or Assets Held for Sale) is written off to the Other Operating Expenditure line in the Comprehensive Income and Expenditure Statement as part of the gain or loss on disposal. A gain, representing the Council's net investment in the lease, is credited to the same line in the Comprehensive Income and Expenditure Statement also as part of the gain or loss on disposal (i.e. netted off against the carrying value of the asset at the time of disposal), and matched by a lease (long-term debtor) asset in the Balance Sheet. The Council currently recognises two such lease debtors in the accounts.

Lease rentals receivable are apportioned between:

- a charge for the acquisition of the interest in the property – applied to write down the lease debtor (together with any premiums received); and

Notes to the Statement of Accounts

Statement of Accounts 2022/23

Newport City Council

- finance income (credited to the Financing and Investment Income and Expenditure line in the Comprehensive Income and Expenditure Statement).

The gain credited to the Comprehensive Income and Expenditure Statement on disposal is not permitted by statute to increase the Council Fund Balance and is required to be treated as a capital receipt. Where a premium has been received, this is posted out of the Council Fund Balance to the Capital Receipts Reserve in the Movement in Reserves Statement. Where the amount due in relation to the lease asset is to be settled by the payment of rentals in future financial years, this is posted out of the General Fund Balance to the Deferred Capital Receipts Reserve in the Movement in Reserves Statement. When the future rentals are received, the element for the capital receipt for the disposal of the asset is used to write down the lease debtor. At this point, the deferred capital receipts are transferred to the Capital Receipts Reserve.

The written-off value of disposals is not a charge against council tax, as the cost of non-current assets is fully provided for under separate arrangements for capital financing. Amounts are therefore appropriated to the Capital Adjustment Account from the Council Fund Balance in the Movement in Reserves Statement.

Operating Leases

Where the Council grants an operating lease over a property or an item of plant or equipment, the asset is retained in the Balance Sheet. Rental income is credited to the Other Operating Expenditure line in the Comprehensive Income and Expenditure Statement. Credits are made on a straight-line basis over the life of the lease, even if this does not match the pattern of payments (e.g. there is a premium paid at the commencement of the lease). Initial direct costs incurred in negotiating and arranging the lease are added to the carrying amount of the relevant asset and charged as an expense over the lease term on the same basis as rental income.

Overhead and Support Service

The costs of overheads and support services are no longer charged to those that benefit from the supply or service in accordance with the costing principles of the CIPFA Code of Practice. The Statement of Accounts are now disclosed as per the management reporting structure of the Council. The overheads are now reported against where the budget for that spend is sat.

Property, Plant and Equipment

Assets that have physical substance and are held for use in the production or supply of goods or services, for rental to others, or for administrative purposes and that are expected to be used during more than one financial year are classified as Property, Plant and Equipment.

Recognition

Expenditure on the acquisition, creation or enhancement of Property, Plant and Equipment is capitalised on an accruals basis, provided that it is probable that the future economic benefits or service potential associated with the item will flow to the Council and the cost of the item can be measured reliably. Expenditure that maintains but does not add to an asset's potential to deliver future economic benefits or service potential (i.e. repairs and maintenance) is charged as an expense when it is incurred. The Council maintains a de minimis cost of £10,000 for any asset to be capitalised. However, where groups of assets e.g. PCs are purchased individually fall below the de minimis level, these will be considered for capitalisation as a group of assets on a case by case basis.

Where the acquisition or creation of IT systems incorporates both physical hardware and licences to use the system, judgement is made as to whether this will be classified wholly as Property, Plant and Equipment or Intangible Assets, as per the CIPFA Code of Practice on Local Council Accounting.

Measurement

Assets are initially measured at cost, comprising all expenditure that is directly attributable to bringing the asset into working condition for its intended use. Assets are then carried in the balance sheet using the following measurement bases:

Notes to the Statement of Accounts

Statement of Accounts 2022/23

Newport City Council

- Land and buildings – current value, determined as the amount that would be paid for the asset in its existing use (existing use value – EUV);
- Non-specialised operational properties – existing use value (EUV);
- Specialised operational properties (such as schools) – depreciated replacement cost (DRC);
- Vehicles, plant and equipment – depreciated historical cost as a proxy for current value on materiality grounds;
- Infrastructure assets – depreciated historical cost or nominal value if unavailable;
- Community assets – historic cost where available, or existing use value (EUV);
- Assets under construction – historical cost; and
- Investment properties and surplus assets – fair value, estimated at highest and best use from a market participant's perspective.

Assets are included in the balance sheet at current value and are re-valued where there have been material changes in the value, but as a minimum every five years. When Assets under Construction are completed, they are valued at the date of completion in line with the appropriate valuation method for the asset type. Valuations are on the basis recommended by CIPFA and in accordance with the statements of Asset Valuation Principles and Guidance Notes issued by the Royal Institution of Chartered Surveyors (RICS).

Increases in valuations are matched by credits to the Revaluation Reserve to recognise unrealised gains. Exceptionally, gains might be credited to the Income and Expenditure Account where they arise from the reversal of an impairment loss previously charged to a service revenue account.

Where decreases in value are identified, they are accounted for by:

- where there is a balance in the Revaluation Reserve the difference between the historic carrying value of the asset and its re-valued value is written off against that balance (up to the amount of the accumulated gains)
- where there is no balance in the Revaluation Reserve or an insufficient balance the difference between the historic carrying amount of the asset and its re-valued value (impaired value) is written down against the relevant service line(s) in the Comprehensive income and Expenditure Account.

The Revaluation Reserve contains revaluation gains recognised since 1 April 2007 only, the date of its formal implementation. Gains arising before that date have been consolidated into the Capital Adjustment Account. Consequently, these revisions exhibit no impact upon taxpayer funded services.

Valuations are undertaken through an agency arrangement by Newport Norse Ltd.

Donated assets are measured initially at fair value. The difference between fair value and any consideration paid is credited to the Taxation and Non-Specific Grant Income line of the Comprehensive Income and Expenditure Statement, unless the donation has been made conditionally. Until conditions are satisfied, the gain is held in the Donated Assets Account. Where gains are credited to the Comprehensive Income and Expenditure Statement, they are reversed out of the Council Fund Balance to the Capital Adjustment Account in the Movement in Reserves Statement.

Notes to the Statement of Accounts

Statement of Accounts 2022/23

Newport City Council

Adopted roads built by developers are in many respects seen as donated assets. Whilst donated assets are required to be measured at fair value at recognition, infrastructure assets are measured initially at historical cost and subsequently at depreciated historical cost rather than fair value.

Impairment

Assets are assessed at each year-end as to whether there is any indication that an asset may be impaired. Where indications exist and any possible differences are estimated to be material, the recoverable amount of the asset is estimated and, where this is less than the carrying amount of the asset, an impairment loss is recognised for the shortfall.

Where impairment losses are identified, they are accounted for by:

- where there is a balance in the Revaluation Reserve the difference between the historic carrying value of the asset and its re-valued value is written off against that balance (up to the amount of the accumulated gains)
- where there is no balance in the Revaluation Reserve or an insufficient balance the difference between the historic carrying amount of the asset and its re-valued value (impaired value) is written down against the relevant service line(s) in the Comprehensive income and Expenditure Account.

Where an impairment loss is reversed subsequently, the reversal is credited to the relevant service line(s) in the Comprehensive Income and Expenditure Statement, up to the amount of the original loss, adjusted for depreciation that would have been charged if the loss had not been recognised.

Depreciation

Depreciation is provided for on all Property, Plant and Equipment assets by the systematic allocation of their depreciable amounts over their useful lives. An exception is made for assets without a determinable finite useful life (i.e. freehold land and certain Community Assets) and assets that are not yet available for use (i.e. assets under construction).

Depreciation is calculated on the following bases:

Asset	Policy	Life
Land	No depreciation charged	
Buildings	Straight line depreciation on estimated remaining life	As advised by Valuer
Infrastructure Assets	Straight line depreciation on estimated remaining life	10 to 60 years
Vehicles & Plant	Straight line depreciation on estimated remaining life or over the term of the lease in the case of assets acquired by finance leases	5 - 7 years
Computer Equipment	Straight line depreciation on estimated remaining life	Usually 5 years

No depreciation is charged in the year of acquisition or enhancement of an asset, and a full year's depreciation is charged in the year of disposal of a depreciating asset.

Revaluation gains are also depreciated, with an amount equal to the difference between current value depreciation charged on assets and the depreciation that would have been chargeable based on their historical cost being transferred each year from the Revaluation Reserve to the Capital Adjustment Account.

Where an item of Property, Plant and Equipment asset has major components whose cost is significant in relation to the total cost of the item, the components are depreciated separately.

Notes to the Statement of Accounts

Statement of Accounts 2022/23

Newport City Council

Componentisation

Assets purchased or re-valued during the year are reviewed to confirm whether any part of the asset will have a significantly different useful life. Where this is the case the asset will be 'componentised' and the differing parts will be depreciated over their respective useful lives.

However, property assets will only be componentised where the total asset value is £2.5m or greater. These assets are componentised into Buildings, Land, Mechanical and Electrical plant and Externals elements on revaluation.

Non-current Assets Held for Sale and Disposals

When it becomes probable that the carrying amount of an asset will be recovered principally through a sale transaction rather than through its continuing use, it is reclassified as an Asset Held for Sale. The asset is re-valued immediately before reclassification and then carried at the lower of this amount and fair value less costs to sell. Where there is a subsequent decrease to fair value less costs to sell, the loss is posted to the Other Operating Expenditure line in the Comprehensive Income and Expenditure Statement. Gains in fair value are recognised only up to the amount of any previous losses recognised in the Surplus or Deficit on Provision of Services. Depreciation is not charged on Assets Held for Sale.

If assets no longer meet the criteria to be classified as Assets Held for Sale, they are reclassified back to non-current assets and valued at the lower of their carrying amount before they were classified as held for sale; adjusted for depreciation, amortisation or revaluations that would have been recognised had they not been classified as Held for Sale, and their recoverable amount at the date of the decision not to sell.

Assets that are to be abandoned or scrapped are not reclassified as Assets Held for Sale.

When an asset is disposed of or decommissioned, the carrying amount of the asset in the Balance Sheet (whether Property, Plant and Equipment or Assets Held for Sale) is written off to the Other Operating Expenditure line in the Comprehensive Income and Expenditure Statement as part of the gain or loss on disposal. Receipts from disposals (if any) are credited to the same line in the Comprehensive Income and Expenditure Statement also as part of the gain or loss on disposal (i.e. netted off against the carrying value of the asset at the time of disposal). Any revaluation gains accumulated for the asset in the Revaluation Reserve are transferred to the Capital Adjustment Account.

Amounts received for a disposal in excess of £10,000 are categorised as capital receipts and are credited to the Capital Receipts Reserve, and can then only be used for new capital investment or set aside to reduce the Council's underlying need to borrow (the capital financing requirement). Some asset sales, like vehicles, tend to be amalgamated when considering against the £10,000 de minimis capital receipt level. Receipts are appropriated to the Reserve from the General Fund Balance in the Movement in Reserves Statement.

The written-off value of disposals is not a charge against council tax, as the cost of non-current assets is fully provided for under separate arrangements for capital financing. Amounts are appropriated to the Capital Adjustment Account from the General Fund Balance in the Movement in Reserves Statement.

Revenue Expenditure Funded from Capital Under Statute (REFCUS)

Expenditure incurred during the year that may be capitalised under statutory provisions but does not result in the creation of non-current assets has been charged as expenditure to the relevant service revenue account in the year. Where the Council has determined to meet the cost of this expenditure from existing capital resources or by borrowing, a transfer to the Capital Adjustment Account then reverses out the amounts charged in the Movement in Reserves Statement so there is no impact on the level of council tax. This expenditure does form part of the Council's Capital Financing Requirement.

Notes to the Statement of Accounts

Statement of Accounts 2022/23

Newport City Council

Private Finance Initiative (PFI)

PFI contracts are agreements to receive services, where responsibility for making available the required property, plant and equipment needed to provide services passes to the contractor. The Council is deemed to control the services provided under its PFI schemes and as ownership of the property, plant and equipment passes to the Council at the end of the contract, the Council carries the assets used under the contracts within its own balance sheet as part of property, plant and equipment.

The recognition of these assets at fair value (based on the cost to purchase the property, plant and equipment) is balanced by a liability for amounts due to the scheme operator to pay for the assets. Non-current assets recognised on the balance sheet are re-valued and depreciated in the same way as property, plant and equipment directly owned by the Council.

The amounts payable to the PFI operators each year are analysed into five elements:

- Fair value of the services received during the year which recognises performance achieved – charged to the relevant service in the Income and Expenditure Account;
- Finance cost – an interest charge on the outstanding balance sheet liability, charged to Financing and Investment Income and Expenditure in the Income and Expenditure Account;
- Contingent rent – an amount paid in respect of the property during the contract, charged to Financing and Investment Income and Expenditure in the Income and Expenditure Account;
- Payment toward liability – used to write down the balance sheet liability towards the operator;
- Lifecycle replacement costs – recognising elements of the assets require regular replacement and therefore charged to non-current assets on the balance sheet, or revenue as appropriate.

The Council receives government grants to support its financing liabilities each year. In the early years of such contracts this income exceeds the Council's net expenditure on these schemes. The Council has agreed that it will transfer any consequential Income and Expenditure surpluses arising from its PFI arrangements, together with any additional revenue provision deemed necessary to a PFI Reserve. The reserve funds are released in the later years of the contract when payments exceed available revenue support.

Provisions

Provisions are shown where a past event has placed the Council in a position where it has an obligation that is likely to lead to it incurring a cost. The precise timing and value of the cost may be unknown but can be reliably estimated.

Provisions are charged to the Comprehensive Income and Expenditure Statement to the appropriate service revenue account in the year that the Council becomes aware of the obligation, based on the best estimate of the likely settlement.

Estimates are reviewed at the end of each financial year and any changes are reflected within relevant service revenue accounts. When payments related to the obligation are eventually made they are charged to the provision set up in the Balance Sheet.

Contingent Assets / Liabilities

Contingent Assets and Liabilities are obligations or assets arising from past events where:

- The existence or value of the obligation is dependent on future events which are outside the control of the Council;
- It is not probable that a flow of economic benefits will be required to settle the obligation; and

Notes to the Statement of Accounts

Statement of Accounts 2022/23

Newport City Council

- The obligation/contingent asset cannot be measured reliably.

Contingent Liabilities and Assets are not recognised in the Balance Sheet but are disclosed in Notes 44 and 45. The disclosure sets out the scale of potential costs and likelihood of these being realised.

Reserves

The Council maintains a range of reserves, reflecting both the extent to which its assets exceed its liabilities and any restrictions (statutory or voluntary) which are placed upon the usage of these balances. The main unrestricted reserve used to hold available Council funds is the Council Fund. Expenditure to be financed from an earmarked reserve is initially shown as a cost in the Comprehensive Income and Expenditure Statement. An offsetting transfer is then recorded in the Movement in Reserves Statement to ensure that there is no impact on General Fund or Council Tax.

Council Fund Balance: The Council holds a Council Fund Balance to meet future funding requirements and as a hedge against any unforeseen financial losses. The adequacy of the level of this reserve is reviewed annually by the Chief Finance Officer as part of the Council's budget approval process.

Earmarked Reserves:

The Council has discretion to set aside specific amounts as reserves where they wish to earmark available funds for future policy purposes; to cover contingencies or manage cash flows. These are summarised in Note 10. The most significant reserve is the Southern Distributor Road PFI which will meet future liabilities over the lifetime of the PFI scheme.

Unusable Reserves:

A number of reserves exist to manage the accounting for non-current assets, financial instruments and employee benefits; these do not represent usable funds for the Council, these are explained in the relevant policies and notes and are classed as Unusable Reserves, found in Note 26.

Schools Accounting Policy

The Code confirms that the balance of control for local authority maintained schools (i.e. those categories of school identified in the School Standards and Framework Act 1998, as amended) lies with the local authority. The Code also stipulates that those schools' assets, liabilities, reserves and cash flows are recognised in the local authority financial statements (and not in the group accounts). Therefore, schools' transactions, cash flows and balances are recognised in each of the financial statements of the authority as if they were the transactions, cash flows and balances of the authority.

Value Added Tax (VAT)

Value Added Tax is excluded from both revenue and capital in terms of both income and expenditure except where the Council is not able to recover VAT on expenditure.

2 ACCOUNTING STANDARDS THAT HAVE BEEN ISSUED BUT NOT YET ADOPTED

The Code requires the disclosure of information relating to the expected impact of an accounting change that will be required by a new standard that has been issued but not yet adopted.

IFRS 16 is a new International Financial Reporting Standard for lease accounting which came into force on 1 January 2019. It replaced the existing IAS 17 accounting standard.

CIPFA/LASAAC which governs local authority financial standards has deferred formal implementation date and Newport City Council will adopt IFRS 16 in April 2024.

Notes to the Statement of Accounts

Statement of Accounts 2022/23

Newport City Council

The future effect of IFRS 16 will require local authorities that lease/rent assets to recognise most leases on their balance sheets as right-of-use assets with corresponding lease liabilities. There is an exception for low value (£5k) and short life arrangements (1 year or less).

Based on early work, it is currently anticipated that non-current assets, through the creation of on use assets, would be increased by £7.6 million if it were applicable to 2022-23 Accounts.

3 CRITICAL JUDGEMENTS IN APPLYING ACCOUNTING POLICIES

In applying the accounting policies set out in Note 1, the Council has had to make certain judgements about complex transactions or those involving uncertainty about future events.

The Statement of Accounts can contain estimated figures, particularly where it is necessary to base costs and income on assumptions made by the Authority about the future or that are otherwise uncertain. So figure work can include an anticipation of future interest rates or inflation and are mitigated through techniques like discounted cash flows or internal rate of return. Estimates are made taking into account historical experience, current trends and other relevant factors. However, because balances cannot be determined with certainty, actual results could be materially different from the assumptions and estimates. For instance:

- The Government has made fundamental changes in respect of the provision of public sector pensions in recent years, and last year the Council also absorbed the net Newport Transport pension liability for those staff still accessing Superannuation scheme. The LGPS triennial valuation continues to affirm the affordability of the scheme through its revision of current and future contribution rates.
- In line with accounting standards the Authority continues to make a significant provision in respect of final remedial work and future maintenance/monitoring of its major waste disposal site. Assumptions regarding remediation and aftercare costs have been based on legal requirements to monitor the site for a period of 60 years following closure and have been adjusted for the time value of money.
- From an asset point of view, schools remain the most significant class in the portfolio. The Council is required to report any material expenditure, income, assets and liabilities of schools within its primary statements. It may have to rely upon information derived from outside sources. Specific consideration has to be given as to whether the assets from which these schools operate meet the necessary criteria (in terms of access to services and control) to be recognised as Council assets under IAS16.
- In Newport's case it has been judged that faith schools (voluntary aided or controlled) which are not sited on Council land and over which it has no long term guarantees of availability do not meet the criteria for recognition as an asset under IAS16. This results in the exclusion of 9 schools from the Council's non-current assets.
- The Council's non-current assets valuation process involves a rolling programme of examination over a 5 year period. Consequently, it is necessary to consider whether any changes in valuation experienced in the current year are perceived to also have a bearing upon other classes of assets that weren't examined and their values also adjusted accordingly. The valuation process would also look to revalue any assets that the Council is aware where a material change has occurred.
- There remains a high degree of uncertainty about future levels of funding for local government. The Council's Accounts continue to be recorded on the basis of going concern.

Notes to the Statement of Accounts

Statement of Accounts 2022/23

Newport City Council

4 EVENTS AFTER THE BALANCE SHEET DATE

The Statement of Accounts was authorised for issue by the Head of Finance on 30th June 2023. Any events taking place after this date are not reflected in the statement of accounts or notes.

Between the balance sheet date and date of authorisation, Newport City Homes notified Newport City Council that a heating system which was transferred as part of the housing stock transfer in 2009 required significant works to improve and replace the pipes. As part of the transfer agreement, there is a clause which states that the Council will be liable to pay a contribution towards the cost, capped at £3.140m, and would only apply after Newport City Homes has committed pre-determined levels of expenditure within its Business Plan. This was included within the accounts as a contingent liability but following discussion and investigations by officers, this has now been included as a provision within the accounts to show the Council's true current liabilities as at 31st March 2023.

5 ASSUMPTIONS MADE ABOUT THE FUTURE AND OTHER MAJOR SOURCES OF ESTIMATION UNCERTAINTY

The Statement of Accounts contain estimated figures that are based on assumptions made by the Council about the future, or that are otherwise uncertain. Estimates are made taking into account historical experience, current trends and other relevant factors. However, because balances cannot be determined with certainty, actual results could be materially different from the assumptions and estimates.

The items in the Council's Balance Sheet at 31 March 2023 for which there is a significant risk of material adjustment in the forthcoming financial year are as follows:

Item	Uncertainty	Effect if Actual Results Differ from Assumptions
Provisions	<p>The Council makes a number of provisions for liabilities that it may face where a reasonable estimate of value can be made.</p> <p>In most cases these are subject to legal claims such as Insurance claims and other items as disclosed in the provisions note. Provisions relating to landfill sites, due to their significant value and long life are subject to a high level of estimation of future liabilities, this is detailed further in the provisions note.</p>	<p>The provisions are based on information known at the Balance Sheet date and best estimates and professional internal and external advice is used to determine value and number of provisions. The outcomes of such issues will have an impact on the outturn of the Council in future years, however due to the uncertain nature of these events, these are difficult to quantify.</p>
Provisions in relation to Arrears of Debt	<p>At 31 March 2023, the Council had amounts it was owed for items such as sundry debtors, Council Tax, Non Domestic Rates (NDR) and rents. After taking into account trends in past collection experience and other relevant changes that may impact on collectability such as the economic climate, a level of impairment is assumed which may or may not be deemed to be sufficient.</p>	<p>Beneficial collection activity will improve the future reported outturn position, however where customers are finding it difficult to pay for Council services, this will require increases in the level of provisions currently set aside. The Council has also made an additional provision for non-payment because of the Cost of Living crisis/UK economic situation, which will be reviewed on a yearly basis to see whether the increases felt on other goods and services (e.g. food, utilities, fuel etc) are still impactful into the medium term upon</p>

Notes to the Statement of Accounts

Statement of Accounts 2022/23

Newport City Council

		disposable income and limits potential payment to the Council, but this will be informed by any uptick in arrears.
Property, Plant and Equipment	Assets are depreciated over their useful lives which are dependent on assumptions about the level of repairs and maintenance that will be incurred in relation to individual assets. Uncertainty about the actual useful life of an asset introduces potential volatility in depreciation charges over its life.	The importance of this is that if the useful life of assets is reduced, depreciation increases and the net carrying value of the assets falls. Such revisions are accounted for through the un-useable reserves section of the balance sheet to ultimately exhibit no impact upon taxpayer funded services.
Fair value measurements	<p>When the fair values of financial assets and financial liabilities cannot be measured based on quoted prices in active markets (i.e. Level 1 inputs), their fair value is measured using valuation techniques (e.g. quoted prices for similar assets or liabilities in active markets or the discounted cash flow (DCF) model). Where possible, the inputs to these valuation techniques are based on observable data, but where this is not possible judgement is required in establishing fair values. These judgements typically include considerations such as uncertainty and risk. However, changes in the assumptions used could affect the fair value of the Council's assets and liabilities.</p> <p>Where level 1 inputs are not available, the Council employs relevant experts to identify the most appropriate valuation techniques to determine fair value (for example for investment properties, the senior external valuer).</p>	<p>The Council uses a selection of valuation methods to measure the fair value of its surplus assets, investment properties and financial assets and liabilities</p> <p>The significant unobservable inputs used in the fair value measurement include management assumptions regarding rent growth, vacancy levels (for investment properties) and discount rates – adjusted for regional factors (for both investment properties and some financial assets).</p> <p>Significant changes in any of the unobservable inputs would result in a significantly lower or higher fair value measurement particularly for the investment properties.</p>

Notes to the Statement of Accounts

Statement of Accounts 2022/23

Newport City Council

<p>Valuation of operational property</p>	<p>Asset valuations are based on market prices and are periodically reviewed to ensure that the Council does not materially misstate its non-current assets.</p> <p>Traditionally the Council undertakes a rolling 5 year valuation schedule to review and update the value of the assets held in the balance sheet. This process is managed by RICS qualified personnel through an agency contract. The valuations provided to the Council by its valuers this year recognises that there are factors continuing to affect economies and real estate markets globally.</p> <p>Given the length of time between valuations and the perceived impact of recent construction inflation changes upon replacement cost figures, this introduces an increased uncertainty as to gross book values reported. In order to mitigate this, a desk based exercise has been completed to revise property values affected by construction inflation annually until that asset receives its next formal RICS revaluation.</p>	<p>A reduction in the estimated valuations would result in reductions to the Revaluation Reserve and / or a loss recorded as appropriate in the Comprehensive Income and Expenditure Statement.</p> <p>An increase in estimated valuations would result in increases to the Revaluation Reserve and / or reversals of previous negative revaluations to the Comprehensive Income and Expenditure Statement and / or gains being recorded as appropriate in the Comprehensive Income and Expenditure Statement.</p> <p>Depreciation charges for operational buildings will tend to fluctuate based on changes in estimated current value.</p>
<p>Fair value measurement of investment property</p>	<p>The Council's external valuers use valuation techniques to determine the fair value of investment property. This involves developing estimates and assumptions consistent with how market participants would price the property. The valuers base their assumptions on observable data as far as possible, but this is not always available. In that case, the valuers use the best information available.</p>	<p>Estimated fair values may differ from the actual prices that could be achieved in an arm's length transaction at the reporting date.</p>
<p>Pensions Liability</p>	<p>Estimation of the net liability to pay pensions depends on a number of complex judgements relating to the discount rate used, the rate at which salaries are projected to increase, changes in retirement ages, mortality rates and expected returns on pension fund assets.</p> <p>To account for the McCloud Judgement (public service pensions age discrimination cases) the actuary has made an estimated adjustment to these liabilities from the 2022 valuation data to ensure that it is captured in the 31 March 2023 IAS19 balance sheet figures. The final impact on the pension scheme will not be known until the required changes in legislation have been made.</p>	<p>A firm of consulting actuaries is engaged to provide the Council with expert advice about the assumptions to be applied.</p>

Notes to the Statement of Accounts

Statement of Accounts 2022/23

Newport City Council

The Pensions actuary has provided a table of the variables and the estimated effect upon the fund from a change in current predictions:

Change in assumptions at 31 March 2023:	Approximate effect on liability (£000)	Approximate resultant % increase to Defined Benefit Obligation
0.1% decrease in Real Discount Rate	13,009	2%
1 year increase in member life expectancy	28,388	4%
0.1% increase in the Salary Increase Rate	1,499	0%
0.1% increase in the Pension Increase Rate (CPI)	11,704	2%
<i>Source: Actuarial Report for NCC 31st March 2023</i>		

In order to quantify the impact of a change in the financial assumptions used, the actuary has calculated and compared the value of the scheme obligations at the accounting date on varying bases to derive an average. The approach taken is consistent with that adopted to derive the accounting figures provided in their year end report, based on the profile (average member ages, retirement ages etc) of the Employer as at the date of the most recent valuation.

6 MATERIAL ITEMS OF INCOME AND EXPENSE

Information is material if omitting, misstating or obscuring it could be reasonably expected to alter the reader's decisions/opinion in respect of the financial statements. The Council has captured material transactions within the various notes, it does not consider that there are any other material items of income and / or expense that were incurred and / or received in the normal day to day provision of services.

Notes to the Statement of Accounts

Statement of Accounts 2022/23

Newport City Council

7 NOTE TO THE EXPENDITURE AND FUNDING ANALYSIS

2022/23	Adjustments for Capital Purposes	Net change for Pension Adjustments	Accumulated Absences	PFI	Other Adjustments	Total Adjustments
	£'000	£'000	£'000	£'000	£'000	£'000
Adjustments from General Fund to arrive at CIES amounts						
Childrens Services	836	2,927	140	-	61	3,964
Adult Services	1,375	2,843	111	-	890	5,219
Prevention & Inclusion	923	1,505	115	-	5	2,548
Corporate Services	1,407	3,062	243	-	1,191	5,903
Housing & Communities	1,295	865	91	-	(192)	2,059
Environment & Public Protection	3,043	2,265	94	-	1,509	6,911
Infrastructure	11,619	988	143	808	661	14,219
Regeneration & Economic Development	3,951	892	6	-	(23)	4,826
Education	1,736	792	1,288	742	(53)	4,505
Schools	6,783	7,259	-	-	1,966	16,008
Other Non Department Costs	(38)	(1,086)	-	(9,442)	(3,991)	(14,557)
Net Cost of Service	32,930	22,312	2,231	(7,892)	2,024	51,605
Other Income and Expenditure from Funding Analysis	(42,990)	11,178	-	5,644	(3,035)	(29,203)
Difference between General Fund surplus or deficit and CIES Surplus or Deficit	(10,060)	33,490	2,231	(2,248)	(1,011)	22,402

2021/22 - RESTATED	Adjustments for Capital Purposes	Net change for Pension Adjustments	Accumulated Absences	PFI	Other Adjustments	Total Adjustments
	£'000	£'000	£'000	£'000	£'000	£'000
Adjustments from General Fund to arrive at CIES amounts						
Childrens Services	1,111	3,296	(41)	-	368	4,733
Adult Services	(274)	3,443	(37)	-	(1,474)	1,658
Prevention & Inclusion	455	1,688	-	-	(92)	2,051
Corporate Services	1,531	3,329	(68)	-	(552)	4,239
Housing & Communities	162	940	-	-	33	1,134
Environment & Public Protection	996	2,989	-	-	(1,847)	2,138
Infrastructure	7,200	1,145	(9)	910	(49)	9,198
Regeneration & Economic Development	3,807	1,114	(44)	-	(518)	4,358
Education	1,822	879	326	724	(8)	3,742
Schools	8,546	7,936	-	-	(6,626)	9,856
Other Non Department Costs	24	(1,245)	-	(9,318)	(19,882)	(30,422)
Net Cost of Service	25,380	25,513	126	(7,684)	(30,648)	12,687
Other Income and Expenditure from Funding Analysis	(46,288)	9,749	-	5,569	(1,678)	(32,648)
Difference between General Fund surplus or deficit and CIES Surplus or Deficit	(20,909)	35,262	126	(2,115)	(32,326)	(19,962)

Adjustments for Capital Purposes

- 1) Adjustments for capital purposes – this column adds in depreciation and impairment and revaluation gains and losses in the services line, and for:
 - a. Other operating expenditure – adjusts for capital disposals with a transfer of income on the disposal of assets and the amounts written off for those assets
 - b. Financing and investment income and expenditure – the statutory charges for capital financing such as Minimum Revenue Provision and other revenue contributions are deducted from other income and expenditure as these are not chargeable under generally accepted accounting practices
 - c. Taxation and non-specific grant income and expenditure – capital grants are adjusted for income not chargeable under generally accepted accounting practices. Revenue grants are adjusted from those receivable in the year to those receivable without conditions or for which conditions were satisfied throughout the year. The Taxation and Non Specific Grant Income and Expenditure line is credited with capital grants receivable in the year without conditions or for which conditions were satisfied in the year.

Net Changes for Pension adjustments

- 2) Net change for the removal of pension contributions and the addition of IAS 19 Employee Benefits pension related expenditure and income
 - a. For services this represents the removal of the employer pension contributions made by the Council as allowed by statute and the replacement with current service costs and past service cost
 - b. For financing and investment income and expenditure – the net interest on the defined benefit liability is charged to the CIES

Adjustments for Accumulated Absences

- 3) Adjustments for accumulated absences – this column recognises when employees render the services which increase their entitlement to future paid absences. Accumulated paid absences are those that can be carried forward for use in future periods if the current period's entitlement are not used in full, such as carry forward of unused annual leave.

Other Adjustments

- 4) This column reflects any other differences between the amounts debited / credited to the Comprehensive Income and Expenditure Statement and amounts payables / receivable to be recognised under statute:
 - a. For financing and investment income and expenditure the other differences column recognises adjustments to the general fund for the timing differences for premiums and discounts
 - b. The other differences that are recognised is any adjustment which is required to be completed to reconcile the reported outturn to Cabinet, to that which is it classified with the accounts. The adjustment of (£3,035)k under 'Other Non-Department Costs (Non service)' includes adjustments for Levies, Council Tax Reduction Scheme, reserve balances, minimum revenue provision, Private Finance Initiatives and any other income and expenditure.

Notes to the Statement of Accounts

Statement of Accounts 2022/23

Newport City Council

8 EXPENDITURE AND INCOME ANALYSED BY NATURE

The Council's expenditure and income is analysed as follows:

	2021/22 £'000	2022/23 £'000
Expenditure		
Employee Benefits Expenses	234,329	252,284
Other Services Expenditure	247,462	267,018
Depreciation, Amortisation, Impairment	24,550	29,479
Interest Payments	20,762	21,683
Precepts and Levies	26,464	27,775
Loss on Disposal of assets	349	896
Total Expenditure	553,917	599,135
Income		
Gain on Disposal of assets	-	-
Fees, Charges and other service income	(30,804)	(32,993)
Interest and investment income	(1,056)	(1,568)
Income from Council tax and non-domestic rates	(130,256)	(137,879)
Government grants and contributions	(418,341)	(411,307)
Total Income	(580,457)	(583,749)
(Surplus) or Deficit on the Provision of Services	(26,541)	15,386

Notes to the Statement of Accounts

Statement of Accounts 2022/23

Newport City Council

9 ADJUSTMENTS BETWEEN ACCOUNTING BASIS AND FUNDING BASIS UNDER REGULATIONS

This note details the adjustments that are made to the total Comprehensive Income and Expenditure recognised by the Council in the year, in accordance with proper accounting practice, to the resources that are specified by statutory provisions, as being available to the Council to meet future capital and revenue expenditure.

	Usable Reserves		Movement in Unusable Reserves £'000
	Council Fund Balance £'000	Capital Receipts Reserve £'000	
2022/23			
Adjustments primarily involving the Capital Adjustment Account:	34,782	-	(34,782)
Reversal of Items debited or credited to the Comprehensive Income and Expenditure Account	20,040	-	(20,040)
Charges for depreciation and impairment of non-current assets	(33,252)	-	33,252
Revaluation losses on PPE & Assets Held for Sale	3,827	-	(3,827)
Movements in the fair value of Investment Properties & Assets held for sale	302	-	(302)
Capital grants and contributions applied	54,260	-	(54,260)
Revenue expenditure funded from capital under statute	(4,690)	-	4,690
Amounts of non-current assets written off on disposal or sale as part of the gain / loss on disposal to the Comprehensive Income and Expenditure Statement	(1,531)	-	1,531
Cardiff City Region Aggregated Un-useable Reserves (NCC share)	1,124		(1,124)
Insertion of items not debited or credited to the Comprehensive Income and Expenditure Statement:	14,742	-	(14,742)
Statutory provision for the financing of capital investment	10,645	-	(10,645)
Capital expenditure charged against the General Fund	4,097	-	(4,097)
Adjustments primarily involving the Capital Receipts Reserve:	440	(440)	-
Transfer of cash sale proceeds credited as part of the gain / loss on disposal to the Comprehensive Income and Expenditure statement	440	(440)	-
Use of the Capital Receipts Reserve to finance new capital expenditure	-	-	-
Transfer from Deferred Capital Receipts Reserve on receipt of cash	-	-	-
Use of Capital Receipts to fund Premium	-	-	-
Adjustments primarily involving the Deferred Capital Receipts Reserve:	-	-	-
Transfer of deferred sale proceeds credited as part of the gain/loss on disposal to the Comprehensive Income and Expenditure Statement	-	-	-
Adjustment primarily involving the Financial Instruments Adjustment Account:	91	-	(91)
Amount by which finance costs charged to the Comprehensive Income and Expenditure Statement are different from finance costs chargeable in the year in accordance with statutory requirements	91	-	(91)
Adjustments primarily involving the Pensions Reserve:	(33,490)	-	33,490
Reversal of items relating to retirement benefits debited or credited to the Comprehensive Income and Expenditure Statement (see Note 42)	(54,509)	-	54,509

Notes to the Statement of Accounts

Statement of Accounts 2022/23

Newport City Council

Employer's pensions contributions and direct payments to pensioners payable in the year	21,019	-	(21,019)
Adjustment primarily involving the Accumulated Absences Account:	(2,229)	-	2,229
Amount by which officer remuneration charged to the Comprehensive Income and Expenditure Statement on an accruals basis is different from remuneration chargeable in the year in accordance with statutory requirements	(2,229)	-	2,229
TOTAL ADJUSTMENTS	(406)	(440)	846

2021/22 Comparative figures

	Council Fund Balance	Usable Reserves Capital Receipts Reserve	Movement in Unusable Reserves
	£'000	£'000	£'000
Adjustments primarily involving the Capital Adjustment Account:	18,226	-	(18,226)
Reversal of Items debited or credited to the Comprehensive Income and Expenditure Account	7,522	-	(7,522)
Charges for depreciation and impairment of non-current assets	(25,513)	-	25,513
Revaluation losses on Property Plant and Equipment	960	-	(960)
Movements in the market value of Investment Properties	(478)	-	478
Capital grants and contributions applied	39,235	-	(39,235)
Revenue expenditure funded from capital under statute	(4,169)	-	4,169
Amounts of non-current assets written off on disposal or sale as part of the gain/loss on disposal to the Comprehensive Income and Expenditure Statement	(2,922)	-	2,922
Cardiff City Region Aggregated Unuseable Reserves (NCC share)	408	-	(408)
Insertion of items not debited or credited to the Comprehensive Income and Expenditure Statement:	10,704	-	(10,704)
Statutory provision for the financing of capital investment	10,008	-	(10,008)
Capital expenditure charged against the General Fund	696	-	(696)
Adjustments primarily involving the Capital Receipts Reserve:	2,655	(2,637)	(18)
Transfer of cash sale proceeds credited as part of the gain/loss on disposal to the Comprehensive Income and Expenditure Statement	2,655	(2,655)	-
Use of the Capital Receipts Reserve to finance new capital expenditure	-	18	(18)
Transfer from Deferred Capital Receipts Reserve on receipt of cash	-	-	-
Use of Capital Receipts to fund Premium	-	-	-
Adjustments primarily involving the Deferred Capital Receipts Reserve:	-	-	-
Transfer of deferred sale proceeds credited as part of the gain/loss on disposal to the Comprehensive Income and Expenditure Statement	-	-	-
Adjustment primarily involving the Financial Instruments Adjustment Account:	105	-	(105)
Amount by which finance costs charged to the Comprehensive Income and Expenditure Statement are different from finance costs chargeable in the year in accordance with statutory requirements	105	-	(105)

Notes to the Statement of Accounts

Statement of Accounts 2022/23

Newport City Council

Adjustments primarily involving the

Pensions Reserve:

Reversal of items relating to retirement benefits debited or credited to the Comprehensive Income and Expenditure Statement (see Note 42)

(35,262) - 35,262

Employer's pensions contributions and direct payments to pensioners payable in the year

(54,057) - 54,057

18,795 - (18,795)

Adjustment primarily involving the

Accumulated Absences Account:

Amount by which officer remuneration charged to the Comprehensive Income and Expenditure Statement on an accruals basis is different from remuneration chargeable in the year in accordance with statutory requirements

(126) - 126

(126) - 126

TOTAL ADJUSTMENTS

(14,401) (2,637) 17,038

Notes to the Statement of Accounts

Statement of Accounts 2022/23

Newport City Council

10 TRANSFERS TO / FROM EARMARKED RESERVES

This note sets out the amounts set aside from the General Fund as balances in earmarked reserves to provide financing for future expenditure plans and the amounts posted back from earmarked reserves to meet Council Fund expenditure in 2022/23.

	Balance at 31-Mar-22	Movements between Reserves		Via Comprehensive I&E Account		Balance at 31-Mar-23
		Transfers Out	Transfers In	Transfers Out	Transfers In	
	£'000	£'000	£'000	£'000	£'000	£'000
Council Fund	(6,500)					(6,500)
Balances held by schools for future use	(15,737)			2,445	(1,135)	(14,427)
Risk Reserves						
Music Service	(127)				(7)	(134)
Pay Reserve	(1,418)					(1,418)
Insurance Reserve	(1,162)				(593)	(1,755)
MMI Insurance Reserve	(602)					(602)
Education Achievement Service	(92)	92	(79)			(79)
Schools Redundancies	(1,098)				(487)	(1,585)
General Investment Risk Reserve	(2,567)			265	(374)	(2,676)
European Funding I2A & CFW	(1,398)			88	(330)	(1,640)
GEMS Redundancies	(78)					(78)
COVID Risk Reserve	(1,884)	910		404		(570)
Enabling Reserves						
Capital Expenditure	(9,927)		(7,895)	4,338	(24)	(13,508)
Displacement headroom	(10,279)			10,279		-
Capital Grants Unapplied	(3,210)				(1,948)	(5,158)
Transformation Reserve	(7,567)			176		(7,391)
Super Connected Cities	(170)			128		(42)
Landfill Reserve	(332)	343	(11)			-
School Works	(929)			471		(458)
School Reserve Other	(27)					(27)
Schools ICT Sustainability	(50)				(50)	(100)
Usable Capital Receipts	(9,390)				(440)	(9,830)
Infrastructure Manager Support	(11)	11				-
Smoothing Reserves						
Municipal Elections	(180)			180		-
Local Development Plan	(515)				(30)	(545)
Glan Usk PFI	(1,607)			93		(1,514)
Southern Distributor Road PFI	(39,940)			501		(39,439)
Building Control	(124)					(124)
Loan modification IFRS 9	(513)			255		(258)
Kingsway	(64)			64		-
Other Reserves						
Works of art	(21)					(21)
Theatre & Arts Centre	(232)					(232)
Environmental Health - Improve Air Quality	(49)					(49)
Apprenticeship Scheme Reserve	(7)	7				-
City Economic Development Reserve	(90)		(280)			(370)
Welsh Language Standards	(127)			27		(100)
Port Health	(20)					(20)
Financial System Upgrade	(600)			163		(437)

Movements between Reserves

Via Comprehensive I&E Account

Notes to the Statement of Accounts

Statement of Accounts 2022/23

Newport City Council

	Balance at 31-Mar-22	Transfers Out	Transfers In	Transfers Out	Transfers In	Balance at 31-Mar-23
	£'000	£'000	£'000	£'000	£'000	£'000
SS COVID Recovery Reserve	(563)			563		-
Events	(275)				(7)	(282)
MTFP Reserve	(9,401)		(343)	1,927		(7,817)
Voluntary Sector Grants	(27)					(27)
Feasibility Reserve	(54)			28	(108)	(134)
IT Development	(53)					(53)
Chartist Tower	(256)			256		-
Joint Committee City Deal Reserve	(662)				(1,584)	(2,246)
Civil Parking Enforcement	(193)			182		(11)
Community COVID Recovery Fund	(500)			500		-
Clean & Green	(19)			19		-
Green Recovery Task Force	(1,000)	957		43		-
Business Development Grants	(250)					(250)
Business Support	(81)					(81)
Community Occupational Therapy	(53)	3		50		-
Directly Managed Community Centres Maintenance	(50)	50				-
IT Infrastructure	(647)	213		125		(309)
PSB Contribution	(40)			35		(5)
COVID Reserve	(426)			75		(351)
Homelessness Prevention	(327)			327		-
Chief Education Grant	(568)		(1,878)	238		(2,208)
Home to School Transport	(499)			185		(314)
Housing Supply review	(25)			9		(16)
Anniversary tree planting / green canopy	(3)	3				-
Cariad Casnewydd	(170)			4		(166)
Soft Loan interest equalisation reserve	(1,648)			123	(59)	(1,584)
Community Gardening Schemes	(180)					(180)
Market Arcade Owner contributions	(51)					(51)
Strategic Development Plan	(110)				(55)	(165)
Parks & Open Spaces	(2,500)			410		(2,090)
Discretionary Rate Relief	(900)					(900)
Domiciliary Care Service Capacity	(500)	302		164		(34)
Social Services PPE Reserve	(212)			212		-
Prior year Underspend	(7,895)	7,895			(5,066)	(5,066)
Communications Corporate Requirement	(232)					(232)
Decarbonisation Projects	(90)			90		-
St Andrew's Primary	(305)			153		(152)
Residential Care Home Equalisation Reserve	(940)			319		(621)
Cost of Living Support Scheme Reserve	(1,503)			1,503		-
Growing Space	-		(100)			(100)
Spring Gardens	-		(200)			(200)
Partnership funding from ABUHB	-				(57)	(57)
Future Levelling Up Bids	-				(38)	(38)
Cost of Living Support	-				(485)	(485)
Total	(151,852)	10,786	(10,786)	27,417	(12,877)	(137,312)

Notes to the Statement of Accounts

Statement of Accounts 2022/23

Newport City Council

Material reserves to note are:

- **Council fund** – Councils are required prudently to put a proportion of resourcing aside to assist with dealing with unexpected events and emergencies;
- **School reserves** - these are balances held by schools for their future use.
- **Capital Expenditure reserve** - established to fund specific capital schemes and risks included in the Capital Programme.
- **Transformation reserve** - established to enable funding of specific projects which demonstrate savings to the revenue budget within pay-back period of 3 years.
- **Usable capital receipts reserve** - holds proceeds from sale of property, plant and equipment, used to finance new capital expenditure.
- **Southern Distributor Road and Glan Usk PFI reserves** – the funding for these two projects were received from Welsh Government upfront, and is held in a reserve to pay the annual capital repayments to the contractor over the life of the project.
- **Medium Term Financial Plan (MTFP) reserve** – created to earmark resourcing for the support, facilitation and achievement of the Council's Medium Term Financial Plan.
- **Prior year underspend** - commonly any prior years underspend is attributed by members to further facilitate corporate/political priorities.

Notes to the Statement of Accounts

Statement of Accounts 2022/23

Newport City Council

11 OTHER OPERATING EXPENDITURE

31-Mar-22		31-Mar-23
£'000		£'000
	Precepts and levies:	
437	Community Councils	467
7,855	South Wales Fire Authority	8,068
755	Natural Resources Wales	755
17,417	Police and Crime Commissioner for Gwent	18,486
	Gains and Losses:	
66	(Gains) and Losses on assets held for sale	(190)
283	Loss / (Profit) on the disposal of non-current assets	1,086
26,813	Total	28,672

12 FINANCING AND INVESTMENT INCOME AND EXPENDITURE

31-Mar-22		31-Mar-23
£'000		£'000
11,013	Interest Payable and similar charges	10,505
9,749	Pensions interest cost and expected return on pensions assets	11,178
(564)	Interest receivable and similar income	(1,527)
(491)	Income and expenditure in relation to investment properties and changes in their fair value	(41)
19,707	Total	20,115

13 TAXATION AND NON SPECIFIC GRANT INCOME

31-Mar-22		31-Mar-23
£'000		£'000
(80,785)	Council tax income	(83,924)
(49,472)	Non domestic rates	(53,954)
(195,120)	Non-ring fenced government grants	(211,663)
(47,489)	Capital grants and contributions	(46,585)
(372,866)	Total	(396,126)

National Non-Domestic Rates (NNDR)

The total rateable value for non-domestic rates was £144,015,360 at 31 March 2023 (£142,849,300 at 31 March 2022). The rate poundage for occupied properties was 53.5p per £ of rateable value (53.5p in 2021/22) with empty properties being charged at 53.5p (53.5p in 2021/22).

In 2022/23 Newport received £53.9m from the Welsh NNDR pool in support of its services (£49.4m – 2021/22).

Notes to the Statement of Accounts

Statement of Accounts 2022/23

Newport City Council

Local Taxation

	31-Mar-22	31-Mar-23
	£'000	£'000
INCOME		
Council Taxes (net of Council Tax benefits)	(81,907)	(85,054)
Council Tax benefits	(12,346)	(12,440)
Total income	(94,253)	(97,494)
EXPENDITURE		
Precepts payable		
- Gwent Police Authority	17,417	18,486
- Community Councils	437	467
Newport Council Fund requirement	75,134	77,400
Council tax written off and provided for	1,122	1,130
Total expenditure	94,110	97,483
Net surplus for the year	(143)	(11)

Council Tax Requirement

	Dwellings	31-Mar-22 Tax Base	Dwellings	31-Mar-23 Tax Base
Total number of properties on valuation list	69,619	69,619	69,949	69,949
Adjusted as follows				
Less exempt properties @ 100%	1,824	(1,824)	1,855	(1,855)
Less single discounts @ 25%	25,124	(6,281)	25,228	(6,307)
Less multiple discounts @ 50%	80	(40)	78	(39)
Band D conversion		(7)		(55)
Losses on collection		(983)		(981)
Tax Base		60,484		60,712
		£		£
Council tax requirement		92,986,892		96,352,889
Less payable to Gwent Police		(17,416,973)		(18,485,844)
Less payable to Community Councils		(436,694)		(466,661)
Net requirement Newport City Council		75,133,225		77,400,384
Band D tax for the year		1,249		1,280

This basic amount of £1,279.68 for a band D property (£1,249.42 in 2021/2022) is multiplied by the proportion specified for the particular band to give the individual amount due:

Band:	A	B	C	D	E	F	G	H	I
Multiplier:	6/9	7/9	8/9	9/9	11/9	13/9	15/9	18/9	21/9

Notes to the Statement of Accounts

Statement of Accounts 2022/23

Newport City Council

14 PROPERTY, PLANT AND EQUIPMENT

	Other Land & Buildings	Vehicles, Plant & Equipment	Community Assets	Surplus Assets	Assets Under Construction	Total Property, Plant and Equipment	PFI Assets within PPE
	£'000	£'000	£'000	£'000	£'000	£'000	£'000
Cost or Valuation							
At 1 April 2022	361,185	35,250	252	6,424	26,161	429,271	69,579
Additions	11,275	2,623	250	1	33,301	47,450	5
Donations	-	-	-	-	-	-	-
Re-classifications	(3,865)	-	54	5,200	(233)	1,156	-
Revaluations	28,545	-	8	(7,202)	-	21,351	561
Impairments	(9,988)	(37)	(250)	(1)	-	(10,276)	(5)
Disposals	(213)	(10,876)	-	-	-	(11,089)	-
At 31 March 2023	386,939	26,960	314	4,422	59,229	477,863	70,140
Accumulated Depreciation							
At 1 April 2022	(16,815)	(21,684)	-	-	(14)	(38,513)	(24,511)
Depreciation Charge in Year	(13,595)	(3,402)	-	-	-	(16,997)	(1,785)
Re-classifications	2,762	-	-	-	(471)	2,291	-
Revaluation Impact	722	-	-	-	14	736	-
Disposals	29	10,876	-	-	-	10,905	-
At 31 March 2023	(26,897)	(14,210)	-	-	(471)	(41,578)	(26,296)
Net Book Value							
At 1 April 2022	344,370	13,566	252	6,424	26,147	390,758	45,068
At 31 March 2023	360,042	12,750	314	4,422	58,758	436,285	43,844

Restated	Other Land & Buildings	Vehicles, Plant & Equipment	Community Assets	Surplus Assets	Assets Under Construction	Total Property, Plant and Equipment	PFI Assets within PPE
	£'000	£'000	£'000	£'000	£'000	£'000	£'000
Cost or Valuation							
At 1 April 2021	350,566	43,629	179	2,636	4,826	401,836	67,720
Additions	5,714	4,883	222	0	24,530	35,350	1,504
Donations	-	-	-	-	-	-	-
Re-classifications	993	-	9	1,851	(3,195)	(341)	-
Revaluations	7,821	-	-	1,936	-	9,757	355
Impairments	(3,590)	(54)	(158)	(0)	-	(3,802)	-
Disposals	(320)	(13,208)	-	-	-	(13,528)	-
At 31 March 2022	361,185	35,250	252	6,424	26,161	429,271	69,579
Accumulated Depreciation							
At 1 April 2021	(8,346)	(31,760)	-	-	-	(40,106)	(22,802)
Depreciation Charge in Year	(12,777)	(3,120)	-	-	-	(15,897)	(1,709)
Re-classifications	418	-	-	-	(14)	404	-
Revaluation Impact	3,817	-	-	-	-	3,817	-
Disposals	73	13,196	-	-	-	13,269	-
At 31 March 2022	(16,815)	(21,684)	-	-	(14)	(38,513)	(24,511)
Net Book Value							
At 1 April 2021	342,220	11,869	179	2,636	4,826	361,730	44,918
At 31 March 2022	344,370	13,566	252	6,424	26,147	390,758	45,068

Notes to the Statement of Accounts

Statement of Accounts 2022/23

Newport City Council

The Council also has a number of schools located within the Newport area which are Voluntary Aided and Voluntary Controlled and which are not owned by the Council. Although these schools are recognised as located within the Council's boundary, they are not disclosed within the Balance Sheet as they are not Council owned assets.

Infrastructure Assets

	31-Mar-22	31-Mar-23
Net Book Value at 1 April	147,597	151,210
Additions	10,004	5,341
Disposals	(87)	(2,296)
Depreciation	(7,115)	(5,896)
Impairment	(104)	(728)
Other movements in Cost	915	(175)
Net Book Value at 31 March	151,210	147,456

In accordance with the Temporary Relief offered by the Update to the Code on infrastructure assets this note does not include disclosure of gross cost and accumulated depreciation for infrastructure assets because historical reporting practices and resultant information deficits mean that this would not faithfully represent the asset position to the users of the financial statements.

The authority has chosen not to disclose this information as the previously reported practices and resultant information deficits mean that gross cost and accumulated depreciation are not measured accurately and would not provide the basis for the users of the financial statements to take economic or other decisions relating to infrastructure assets.

The authority has determined in accordance with Regulation 24L Wales of the Local Authorities (Capital Finance and Accounting) (Wales) Regulations 2003 (as amended) that the carrying amounts to be derecognised for infrastructure assets when there is replacement expenditure is nil.

Capital Commitments

The Council continued its programme of capital investment in 2022/23 to improve the infrastructure and facilities in Newport. Of this programme, the Council is contractually committed to carry out works as follows:

	31-Mar-22	31-Mar-23
	£'000	£'000
Adults & Community Services	-	-
Children & Young Peoples Services	-	381
Corporate	-	-
Education	29,037	19,584
Infrastructure	556	245
Regeneration & Economic Development	379	302
Environment & Public Protection	-	419
Prevention & Inclusion	-	5
Total	29,972	20,936

Revaluations

The Council carries out a rolling programme that ensures that all Property, Plant and Equipment required to be measured at current value is re-valued at least every five years. All valuations were carried out externally.

Notes to the Statement of Accounts

Statement of Accounts 2022/23

Newport City Council

Valuations of land and buildings were carried out in accordance with the methodologies and bases for estimation set out in the professional standards of the Royal Institution of Chartered Surveyors.

	Other Land & buildings	Vehicles, Plant & Equipment	Community Assets	Surplus Assets	Assets Under Construction	Total
	£'000	£'000	£'000	£'000	£'000	£'000
Carried at Historic Cost	28	27,909			59,089	87,026
Valued at current value as at:						
31 March 2023	15,887	-	-	4,422	-	20,309
31 March 2022	17,625	-	-	-	-	17,625
31 March 2021	294,401	1,054	-	-	-	295,455
31 March 2020	1,105	-	-	-	-	1,105
31 March 2019	57,895	-	314	-	-	58,209
Total Cost or Valuation	386,941	28,963	314	4,422	59,089	479,729

Fair Value Measurement of Surplus Assets

Details of the Council's surplus assets and information about the fair value hierarchy as at 31 March 2023 are as follows:

Recurring fair value measurements using:	Other significant observable inputs	Significant unobservable inputs (Level 3)	Fair value as at 31 March 2023
	(Level 2)	(Level 3)	
	£'000	£'000	£'000
Residential properties	-	3,807	3,807
Commercial units/Land	-	615	615
Total	-	4,422	4,422

Comparative figures as at 31 March 2022 were:

Recurring fair value measurements using:	Other significant observable inputs	Significant unobservable inputs (Level 3)	Fair value as at 31 March 2022
	(Level 2)	(Level 3)	
	£'000	£'000	£'000
Residential properties	-	5,809	5,809
Commercial units/Land	-	615	615
Total	-	6,424	6,424

There were no transfers between any of the levels during the year.

Significant Observable Inputs – Level 2: There are no assets included in Level 2.

Significant Unobservable Inputs – Level 3: The remainder of the residential properties and commercial units/land located in the area are measured using the best information available and using the Valuer's experience to make assumptions on how the market would assess the value of the asset. These are therefore categorised as Level 3 in the fair value hierarchy as significant unobservable inputs are used in determining the fair value measurement.

In estimating the fair value of the Council's surplus assets, the highest and best use of these assets has been considered. This is not necessarily the existing use and assumptions have been made to arrive at this assessment of value. However, from the list of relevant assets for 2022/23, there has been no change in the valuation techniques used during the year for surplus assets.

Notes to the Statement of Accounts

Statement of Accounts 2022/23

Newport City Council

The fair value of the Council's surplus assets portfolio is measured annually at each reporting date. All valuations are carried out by an external Valuer, Newport Norse Ltd, in accordance with the methodologies and bases for estimation set out in the professional standards of the Royal Institution of Chartered Surveyors. The valuation experts work closely with the Council's Finance Officers.

15 IMPAIRMENT LOSSES

Impairment losses and impairment reversals by class of assets are disclosed within the Property, Plant and Equipment balances consolidated in Note 14. The amounts are charged to the Surplus or Deficit on the Provision of Services and to Other Comprehensive Income and Expenditure dependent on the class of impairment.

During 2022/23 the Council has recognised the following impairment losses:

	31-Mar-22	31-Mar-23
	£'000	£'000
Land & Buildings	3,590	9,988
Community Assets	158	250
Infrastructure Assets	104	728
Vehicles Plant & Equipment	54	37
Heritage Assets	-	242
Surplus Assets	-	1
Total	3,906	11,246

16 HERITAGE ASSETS

Reconciliation of the carrying value of heritage assets held by the Council

	Museum & Library Collections	Tredegar House & Park	Public Art & Features	Archaeology	Total Heritage Assets
	£'000	£'000	£'000	£'000	£'000
Cost or Valuation					
At 1 April 2022	12,914	1,280	3,057	111	17,362
Revaluations / Additions	886	1,442	-	3	2,331
Impairments		(242)			(242)
At 31 March 2023	13,800	2,480	3,057	114	19,451
Depreciation charge in year	-	-	-	-	-
At 31 March 2023	-	-	-	-	-
Net Book Value					
At 1 April 2022	12,914	1,280	3,057	111	17,362
At 31 March 2023	13,800	2,480	3,057	114	19,451

Notes to the Statement of Accounts

Statement of Accounts 2022/23

Newport City Council

	Museum & Library Collections	Tredegar House & Park	Public Art & Features	Archaeology	Total Heritage Assets
	£'000	£'000	£'000	£'000	£'000
Cost or Valuation					
At 1 April 2021	12,914	1,280	3,057	103	17,354
Revaluations	-	-	-	8	8
At 31 March 2022	12,914	1,280	3,057	111	17,362
Depreciation charge in year	-	-	-	-	-
At 31 March 2022	-	-	-	-	-
Net Book Value					
At 1 April 2021	12,914	1,280	3,057	103	17,354
At 31 March 2022	12,914	1,280	3,057	111	17,362

Further information on the collections held Museum Collection

The Council has developed its collection since 1888. The collection now illustrates the changing face of the South Wales rural and industrial landscape and includes donations from the Arts Council of Wales and the Contemporary Art Society for Wales.

Elements of the collection are regularly exhibited at the museum on a rotating basis. Key elements of the collection include:

- 19th and 20th century mainly British oil paintings, watercolours, drawings and prints with particular attention directed to topographical works relating to Newport. The collection represents the work of a large number of artists including James Flewitt Mullock, David Cox, Dame Laura Knight, Stanley Spencer, William Roberts, Merlyn Evans and William Russell Flint;
- Contemporary paintings by Welsh artists or artists living in Wales. These include works by Falcon Hildred, Harry Holland, Thomas Rathmell, Evan Charlton, Felicity Charlton, Ernest Zobole and Jack Crabtree;
- Contemporary prints including work by Patrick Caulfield, Derek Boshier, John McFarlane, Chris Orr, Terry Millington, Anthony Davies and Norman Ackroyd;
- Decorative arts including Staffordshire figures, commemorative ware and studio ceramics. These include the Iris and John Fox collection, the John Wait teapot collection and works by Jane Hamlyn, Lucie Rie, Nicholas Homoky, Geoffrey Swindell and Morgan Hall.

Library Local Studies Collection

The Local Studies Collection stored within the Central Library contains published and archival materials relating to the history, geography and literature of South East Wales. Key elements within the collection are:

- A. The Delaney Letters** – A collection of nine volumes of correspondence containing the bulk of the papers of Mary Delaney (1700-1788). Among the papers are a number by distinguished contemporaries; including three fine autograph letters signed by Mary's friend Jonathan Swift, one by her suitor John Wesley, two by the Anglo Saxon scholar Elizabeth Elstob and one by the bluestocking Elizabeth Montagu. Also present is an autograph epitaph by Horace Walpole.

Notes to the Statement of Accounts

Statement of Accounts 2022/23

Newport City Council

- B. Papers of Sir Charles Hanbury Williams (1702 – 1759)** – These comprise some eighteen volumes of Hanbury Williams’s secretarial letterbooks and original correspondence from his postings as Minister or Ambassador to Dresden Poland and Russia; plus his autograph “Journal begun at Berlin in June 1750”, two volumes of autograph verse, a volume containing twelve autograph letters to him by Horace Walpole (1744-45), as well as by Lord Chesterfield, Hardwicke and others.
- C. The Haines Collection** – A collection of over 2,000 books, pamphlets and manuscripts relating to Monmouthshire, compiled by William Haines and donated to the library by Sir Garrod Thomas in 1924.
- D. The Chartist Collection** – A collection of printed books, pamphlets and manuscripts relating to the uprising of 1839. The key element of the collection is the 25 volumes of original trial depositions.

Tredegar House & Park

Tredegar House is one of the best examples of a 17th century Charles II mansion in Britain. The contents of the property include paintings, furniture and other artefacts of the time period. From 16 March 2012 the property has been leased to the National Trust for Wales. Further information on the preservation and management of this property can be found on their website at <http://www.nationaltrust.org.uk>.

Public Arts & Fixtures

The Council holds a large number of public art features, such as murals and statues, on public display throughout the local area.

Archaeology

There are a number of archaeological sites within the Council area, and as a result, over the last 25 years this collection has substantially increased in size.

The archaeology collections of the Newport Museum and Art Gallery include:

- ❖ Prehistoric material from the old County of Gwent most notably the Severn Estuary;
- ❖ Roman material mostly from the Roman sites of Caerwent and Caerleon, Mill Street;
- ❖ Medieval material representing mostly castles and abbeys;
- ❖ Collections of local and non-local prehistoric flints; and
- ❖ Associated archive material.

In addition, some material originating from excavations carried out on historic monuments on behalf of the Welsh Office (CADW), and excavations prior to new developments is held – most significantly, the Newport Ship timbers and associated artefacts.

The management of the collections is overseen by the Museum and Art Gallery Manager. The Museum and Arts Gallery manager manages a small team of professional staff which curates the collections and monitors its wellbeing. A project to establish a full computerised inventory of the collections began in 2006 and encompasses all collections cared for by the Museums & Heritage Service. Completing the documentation plan remains an important goal for the museum, but due to staffing resourcing issues the timetable for completion has slipped drastically and it cannot be determined when it will be completed. This programme of work allows for improvements in storage conditions and highlights specific conservation needs of objects and collections. While the in-house focus is on preventive conservation measures which aim to stabilise an object’s condition, specialist active conservation treatment is out-sourced and generally sought before objects are displayed.

The Curatorial team are also responsible for all acquisitions and disposals of collections’ objects. Each potential acquisition is assessed against a number of criteria set out in the Museums Acquisitions and Disposals Policy and in some cases specifically approved by the Cabinet Member for Leisure and Culture. Most objects added to the collections are donated by individuals or organisations. Purchases are few and far between and are often carried out with grant aid from external bodies such as The Art Fund or the V&A Purchase Grant Fund. The disposal process follows ethical guidelines published by the Museums Association, an umbrella organisation for

Notes to the Statement of Accounts

Statement of Accounts 2022/23

Newport City Council

museums and museum professionals in the UK. It favours the transfer of objects to other organisations within the public domain.

17 INVESTMENT PROPERTIES

The following table summarises the movement in the value of investment properties over the year:

	31-Mar-22	31-Mar-23
	£'000	£'000
Balance at start of the year	12,945	12,530
Additions	1	3,401
Disposals	(5)	-
Net gains/ (losses) from fair value adjustments	(411)	131
Transfers:		
- to / from Assets Under Construction	-	(250)
Balance at end of the year	12,530	15,812

The following items of income and expense have been accounted for in the Financing and Investment Income and Expenditure line in the Comprehensive Income and Expenditure Statement:

	31-Mar-22	31-Mar-23
	£'000	£'000
Rental income from investment property	(1,370)	(974)
Direct operating expenses arising from investment property	1,302	(58)
Net (gain) / loss	(68)	(1,032)

There are no restrictions on the Council's ability to realise the value inherent in its investment property or on the Council's right to the remittance of income and the proceeds of disposal. The Council has no contractual obligations to purchase, construct or develop investment property or undertake repairs, maintenance or enhancement.

Fair Value Measurement of Investment Property

Details of the Council's investment properties and information about the fair value hierarchy as at 31 March 2023 are as follows:

	Other significant observable inputs (Level 2)	Significant unobservable inputs (Level 3)	Fair value as at 31 March 2023
	£'000	£'000	£'000
<i>Recurring fair value measurements using:</i>			
Office units	661	42	703
Commercial units	1,411	7,455	8,866
Cardiff City Region City Deal Investment Properties		6,243	6,243
Total	2,072	13,740	15,812

Notes to the Statement of Accounts

Statement of Accounts 2022/23

Newport City Council

Comparative figures as at 31 March 2022 were:

<i>Recurring fair value measurements using:</i>	Other significant observable inputs (Level 2)	Significant unobservable inputs (Level 3)	Fair value as at 31st March 2022
	£'000	£'000	£'000
Office units	601	39	640
Commercial units	1,413	7,634	9,048
Cardiff City Region City Deal Investment Properties	-	2,847	2,847
Total	2,015	10,520	12,535

There were no transfers between any of the levels during the year.

Significant Observable Inputs – Level 2: The fair value for some of the commercial units has been based on an income approach in the current market, having regard to the passing rent being adopted and utilising comparable evidence of other similar lettings in close proximity where rent reviews are due. Where appropriate, rent has been capitalised in line with what the market is currently demanding, following research into appropriate yields and multipliers relevant to local conditions. The level of observable inputs are significant, leading to the properties being categorised at Level 2 in the fair value hierarchy.

Significant Unobservable Inputs – Level 3: The office units and many of the commercial units in the local Council area are also based on rent information where it exists, but in the absence of comparable evidence for specific properties, having to factor in assumptions such as the duration and timing of cash inflows and outflows, rent growth, occupancy levels and bad debt levels. These properties are therefore categorised as Level 3 in the fair value hierarchy as significant unobservable inputs are used to determine the measurements.

In estimating the fair value of the Council's investment properties, the highest and best use of the properties is their current use. There has been no change in the valuation techniques used during the year for investment properties.

Quantitative Information about Fair Value Measurement of Investment Properties using Significant Unobservable Inputs – Level 3:

	31-Mar-23 £'000	Valuation technique used to measure fair value	Unobservable inputs and Sensitivity
Office Units	42	Hardcore and Topslice*	Rental growth, Collection of rent, Discount rate, Basis of occupation
Commercial Units	7,455	Term and Reversion, Hardcore and Topslice	Rental growth, Special purchaser, Discount rate

The fair value of the Council's investment property is measured annually at each reporting date. All valuations are carried out by an external valuer, Newport Norse Ltd, in accordance with the methodologies and bases for estimation set out in the professional standards of the Royal Institution of Chartered Surveyors. The valuation experts work closely with the Council's finance officers.

*Term and Reversion and Hardcore and Topslice are form of valuation methods

Term and Reversion capitalises the rent received at an appropriate yield derived from comparables up until the next lease event; rent review or lease renewal. Then an ERV (Estimated Rental Value) is determined again from comparables and this is capitalised (usually at a slightly higher yield to reflect the risk of the uncertainty of the ERV) in perpetuity deferred for the amount of time until the next lease event. Both values are added together to give the whole capital value.

Hardcore and Topslice is an alternative method to using term and reversion. The 'Hardcore' or the rent received is capitalised in perpetuity at an appropriate yield. An ERV is assumed and the Hardcore is deducted from this figure to determine the 'Topslice'. This is then also capitalised in perpetuity at the same yield as the Hardcore

and then deferred for the amount of time until the next lease event. Both values are added together to give the whole capital value.

18 FINANCIAL INSTRUMENTS

a) Financial Instruments – Classifications

A financial instrument is a contract that gives rise to a financial asset of one entity and a financial liability or equity instrument of another entity. Non-exchange transactions, such as those relating to taxes and government grant, do not give rise to financial instruments.

Financial Liabilities

A financial liability is an obligation to transfer economic benefits controlled by the Council and can be represented by a contractual obligation to deliver cash or financial assets or an obligation to exchange financial assets and liabilities with another entity that is potentially unfavourable to the Council.

The Council's non-derivative financial liabilities held during the year measured at amortised cost comprised:

- Long-term loans from Public Works Loan Board and commercial lenders
- Short-term loans from other local authorities
- Any overdraft facility is also treated in a similar fashion to short term loans
- Finance leases detailed in Note 38
- Private Finance Initiative contracts detailed in Note 39
- Trade payables for goods and services received

Financial Assets

A financial asset is a right to future economic benefits controlled by the Council that is represented by cash or other instruments or a contractual right to receive cash or another financial asset. The financial assets held by the Council during the year and held under the following classifications.

- Amortised cost (where cash flows are solely payments of principal and interest and the Council's business model is to collect those cash flow) comprising: Loans and receivables (financial assets that have fixed or determinable payments and are not quoted in an active market) comprising:
 - Cash in hand,
 - Bank current and deposit accounts with Santander bank,
 - Loans to companies and individuals as detailed in the note
 - bonds issued by multilateral development banks and large companies,
 - Transferred debt from a number of local authorities as a result of local government reorganisation
 - trade receivables for goods and services provided.
- Fair value through profit and loss comprising:
 - Equity investments in Newport Transport Ltd

Notes to the Statement of Accounts

Statement of Accounts 2022/23

Newport City Council

b) Financial Instruments – Balances

The following categories of financial instrument are carried in the Balance Sheet:

Financial Assets

	Non-Current		Current	
	31-Mar-22	31-Mar-23	31-Mar-22	31-Mar-23
	£'000	£'000	£'000	£'000
Financial assets at amortised cost:				
- Investments	-	10,543	56,294	20,294
- Debtors:				
- Financial assets held at contract amount	-	-	11,825	17,021
- Tredegar house lease premium	8,849	8,610	241	241
- Finance Leases	5,825	5,825	-	-
- Other long-term debtors	12,542	13,059	-	-
- Cash & Cash Equivalents	-	-	5,756	21,839
Amortised Cost Total	27,216	38,037	74,116	59,395
Financial assets at Fair Value through other comprehensive income - designated equity instrument	447	987	-	-
Total Financial Assets	27,663	39,024	74,116	59,395

Financial Liabilities

	Restated Non-Current		Current	
	31-Mar-22	31-Mar-23	31-Mar-22	31-Mar-23
	£'000	£'000	£'000	£'000
Financial liabilities at amortised cost:				
- Borrowing	136,058	132,156	5,049	5,012
- Creditors*	15,636	22,236	42,081	38,478
- PFI & Lease liabilities	38,716	36,433	2,257	2,255
Total Financial Liabilities	190,411	190,825	49,387	45,745

*Current debtors excludes £60.2m of non-contractual current debtors that do not meet the definition of financial assets at amortised cost.

Current creditors excludes £27.4m of non-contractual current creditors that do not meet the definition of financial liabilities at amortised cost.

Deferred Tax Asset (Cardiff City Region City Deal)	31-Mar-22	31-Mar-23
	£'000	£'000
Deferred Tax Asset	131	176
Total Deferred Tax Asset	131	176

c) Financial Instruments – Fair Values

The fair value of a financial instrument is the price that would be received when selling an asset, or the price that would be paid when transferring a liability, to another market participant in an arms'-length transaction. Where liabilities are held as an asset by another party, such as the council's borrowing, the fair value is estimated from the holder's perspective.

Notes to the Statement of Accounts

Statement of Accounts 2022/23

Newport City Council

Financial instruments, except those classified at amortised cost, are carried in the Balance Sheet at fair value. For most assets, including bonds, treasury bills and shares in money market funds and other pooled funds, the fair value is taken from the market price.

Financial instruments classified at amortised cost are carried in the Balance Sheet. Their fair values disclosed below have been estimated by calculating the net present value of the remaining contractual cash flows at 31st March 2023, using the following methods and assumptions:

- Loans borrowed by the Council have been valued by discounting the contractual cash flows over the whole life of the instrument at the appropriate market rate for local authority loans.
- Discount rates for “Lender’s Option Borrower’s Option” (LOBO) loans have been reduced to reflect the value of the embedded options. The size of the reduction has been calculated using proprietary software.
- The fair values of other long-term loans and investments have been discounted at the market rates for similar instruments with similar remaining terms to maturity on 31st March.
- The fair values of financial guarantees have been estimated based on the likelihood of the guarantees being called and the likely payments to be made.
- The fair values of finance lease assets and liabilities and of PFI scheme liabilities have been calculated by discounting the contractual cash flows (excluding service charge elements) at the appropriate AA-rated corporate bond yield.
- No early repayment or impairment is recognised for any financial instrument.
- The fair value of short-term instruments, including trade payables and receivables, is assumed to approximate to the carrying amount.

Fair values are shown in the table below, split by their level in the fair value hierarchy:

- Level 1 – fair value is only derived from quoted prices in active markets for identical assets or liabilities, e.g. bond prices
- Level 2 – fair value is calculated from inputs other than quoted prices that are observable for the asset or liability, e.g. interest rates or yields for similar instruments
- Level 3 – fair value is determined using unobservable inputs, e.g. non-market data such as cash flow forecasts or estimated creditworthiness.

d) Financial Assets - Fair Value

Fair values of the Council’s financial assets is not significantly different to the amortised cost as recognised on the balance sheet.

e) Financial Liabilities - Fair Value

For the purpose of fair value calculations, short term borrowing is comprised of temporary loans and accrued interest and isn't subject to fair value consideration where as PWLB loans that involve equal instalment of principal repayments have been treated as a long term borrowing liability despite appreciating a short term repayment component.

Notes to the Statement of Accounts

Statement of Accounts 2022/23

Newport City Council

	Fair Value Level	Balance Sheet 31-Mar-22 £'000	Fair Value 31-Mar-22 £'000	Balance Sheet 31-Mar-23 £'000	Fair Value 31-Mar-23 £'000
Financial liabilities held at amortised cost:					
Long-term loans from PWLB	2	97,064	109,542	93,090	85,915
Long-term LOBO loans	2	30,000	44,520	30,000	34,846
Other long-term loans	2	5,000	6,644	5,000	4,087
Long term interest free loans	2	8,432	8,310	8,336	7,709
Lease payables and PFI liabilities	3	38,716	60,852	36,433	48,635
Total		179,212	229,868	172,859	181,192
Liabilities for which fair value is not disclosed*		60,585		63,711	
Total Financial Liabilities		239,797		236,570	
Recorded on balance sheet as:					
Short-term creditors		42,081		38,478	
Long-term creditors		15,636		22,236	
Short-term borrowing		5,049		5,012	
Long-term borrowing		136,058		132,156	
Other short-term liabilities		2,257		2,255	
Other long-term liabilities		38,716		36,433	
Total Financial Liabilities		239,798		236,570	

* This predominantly reflects long term creditors and short-term financial liabilities including trade payables assumed to approximate to the carrying amount.

19 INVENTORIES

Inventories are purchased and used by the Council at historical cost. Work in progress is included at cost.

	31-Mar-22 £'000	31-Mar-23 £'000
Stocks		
Building Services	269	242
Leisure & Catering	3	7
Museum Shop	-	-
Printing/Stationery	7	9
Social enterprise (Monwel Hankinson)	14	14
Social Services	739	47
	1,032	319

Notes to the Statement of Accounts

Statement of Accounts 2022/23

Newport City Council

20 SHORT TERM DEBTORS

Short term debtors are shown in the Balance Sheet net of provisions for bad and doubtful debts:

	31-Mar-22			31-Mar-23		
	Gross	Provision	Net	Gross	Provision	Net
	£'000	£'000	£'000	£'000	£'000	£'000
General	18,226	(6,401)	11,825	21,901	(4,880)	17,021
Council tax payers	9,877	(6,365)	3,512	10,795	(7,156)	3,639
NHS bodies	2,444	-	2,444	4,380	-	4,380
Central government bodies*	53,407	-	53,407	47,873	-	47,873
Other local authorities	3,197	-	3,197	4,259	-	4,259
	87,151	(12,766)	74,385	89,208	(12,036)	77,172

* Central government bodies debtors include grants issued by Welsh Government that were initially issued to other Local Authorities, who act as banking facilities, but relate to funds directly for Newport City Council.

21 CASH AND CASH EQUIVALENTS

The cash held by the Council represents petty cash balances held by numerous establishments throughout the Council and any credit bank balances that are not included within our "pooled account" with Santander.

The bank current accounts includes un-cleared payments within the banking system. In practice, the treasury management policy of the Council is to maintain the pooled bank account balance as near to zero as possible to minimise interest charges on overdrawn balances and maximise interest earned by short-term lending of surplus funds. The actual pooled bank balance at the close of business on 31 March 2023 was £130k in credit, (31 March 2022 – £153k in credit).

The balance of Cash and Cash Equivalents is made up of the following elements:

	31-Mar-22	31-Mar-23
	£'000	£'000
Cash held by the authority	9,760	23,760
Bank Current accounts	(4,004)	(3,325)
Total Cash and Cash Equivalents	5,756	20,435

Notes to the Statement of Accounts

Statement of Accounts 2022/23

Newport City Council

22 ASSETS HELD FOR SALE

	31-Mar-22	31-Mar-23
	£'000	£'000
Assets at the start of the year	3,046	742
New Appropriations	90	9
Assets newly classified as held for sale:	350	-
Surplus Assets	-	-
Investment Properties	-	-
Property, Plant and Equipment	-	-
Revaluation losses	(66)	-
Revaluation gains	-	190
Assets declassified as held for sale:	(9)	-
to Property, Plant and Equipment	-	(367)
Community Land	-	-
to Surplus Assets	-	-
Assets sold	(2,669)	(260)
Assets at year-end	742	314

23 SHORT TERM CREDITORS

The following is an analysis of the short term creditors shown in the Balance Sheet:

	31-Mar-22	31-Mar-23
	£'000	£'000
General	(42,081)	(38,478)
Central government bodies	(13,940)	(13,282)
Prepayments of council tax	(1,449)	(1,604)
NHS bodies	(583)	(395)
Other local authorities	(12,011)	(12,115)
	(70,064)	(65,874)

Notes to the Statement of Accounts

Statement of Accounts 2022/23

Newport City Council

24 PROVISIONS

Provisions represent sums set aside for liabilities or losses which are likely to be incurred or certain to be incurred, but where the amount or timing of such liability is not certain. In the case of each of the provisions listed below, the amount of the liability and the timing of the resulting transfer of economic benefits are uncertain.

	31-Mar-22 £'000	Unused amounts reversed £'000	Amounts used £'000	Further provisions £'000	31-Mar-23 £'000
Current Provisions					
Accumulated absence provision	(2,958)	2,958	-	(5,187)	(5,187)
Insurance / MMI Provision	(2,304)	-	1,009	(11)	(1,306)
Energy Provision	(30)	-	-	-	(30)
Health & Safety Fine	(1,100)	-	-	-	(1,100)
Overpaid Court Fees reimbursement	(122)	-	-	-	(122)
Newport City Homes	-	-	-	(3,140)	(3,140)
	(6,514)	2,958	1,009	(8,338)	(10,885)
Long Term Provisions					
Landfill Capping	(6,620)	-	535	(104)	(6,189)
Cardiff City Region	(242)	-	-	(29)	(271)
	(6,862)	-	535	(133)	(6,460)

Accumulated Absences	Accounting provision to recognise impact of accruing leave at the end of the year. No payment is made as employees have to take leave prior to leaving the Council. This is therefore not cash backed.
Insurance / MMI	Provision for known insurance claims which currently being made against the Council for a variety of incidents. These insurance claims have been assessed as having either a 'likely' or 'reasonable' chance of pay out.
Energy Provision	Estimated value of historic utility bills not yet invoiced by provider.
Health & Safety Fine	Potential fine in the event of a prosecution by HSE for breaches of the Health & Safety at Work Act.
Court Fees Reimbursement	The Council has received a receipt from HM Courts for the overpayment of court fees between period 2014-2018. Those fees would have been recharged to court attendees, so an exercise will be undertaken to trace individuals affected to make a reimbursement
Newport City Homes	Provision for liability for Newport Council's contribution towards repair and maintenance of heating system.
Landfill Capping	Provision to comply with recommended practice in respect of costs relating to the future capping of Landfill sites once they have been fully utilised. The estimation for the landfill provision is made up of two elements, the estimated cost of capping the site and the aftercare costs once the site has been capped. The Council undertakes a review of potential liability every 5 years, with the last being undertaken in 2021-22.
City Deal Joint Venture	Reflects the provisions communicated by the 10 Authority regenerative partnership

Notes to the Statement of Accounts

Statement of Accounts 2022/23

Newport City Council

In addition to the above the authority also has bad debt provisions in relation to Debtors, Council Tax and Housing Benefits. These are detailed separately within the specific notes.

25 USABLE RESERVES

Movements in the Council's usable reserves are detailed in the Movement in Reserves Statement and Note 10.

26 UNUSABLE RESERVES

	31-Mar-22	31-Mar-23
	£'000	£'000
Revaluation Reserve	(208,222)	(221,569)
Capital Adjustment Account	(95,994)	(136,919)
Financial Instruments Adjustment Account	1,045	954
Deferred Capital Receipt Reserve	(21)	(21)
Financial Instruments Revaluation Reserve	(251)	(251)
Pensions Reserve	403,202	96,144
Accumulated Absence Account	2,958	5,187
Cardiff City Region Aggregated Unuseable Reserves (NCC share)	(4,371)	(5,495)
	98,347	(261,970)

Revaluation Reserve

The Revaluation Reserve contains the gains made by the Council arising from increases in the value of its Property, Plant and Equipment. The balance is reduced when assets with accumulated gains are:

- Re-valued downwards or impaired and the gains are lost;
- Used in the provision of services and the gains are consumed through depreciation or;
- Disposed of and the gains are realised.

The reserve contains only revaluation gains accumulated since 1 April 2007, the date that the reserve was created. Accumulated gains arising before that date are consolidated in the Capital Adjustment Account.

	31-Mar-22	31-Mar-23
	£'000	£'000
Balance at 1 April	(197,843)	(208,222)
Upward revaluation of assets	(14,794)	(26,937)
Downward revaluation of assets and impairment losses not charged to provision of services	3,138	6,324
Surplus or deficit on revaluation of non-current assets not charged to provision of services	(11,656)	(20,613)
Difference between fair value depreciation and historic cost depreciation	-	6,959
Accumulated gains on assets sold or scrapped	1,277	307
Amount written off to the Capital Adjustment Account	1,277	7,266
Balance at 31 March	(208,222)	(221,569)

Notes to the Statement of Accounts

Statement of Accounts 2022/23

Newport City Council

Capital Adjustment Account

The Capital Adjustment Account is predominantly an accounting mechanism used to reconcile the different rates at which assets are depreciated under proper accounting practice and are financed. For example, the credit balance on the Account shows that an authority has generally financed capital investment in advance of receiving the benefits of that investment. The Account also contains revaluation gains accumulated on Property, Plant and Equipment before 1 April 2007, the date that the Revaluation Reserve was created to hold such gains.

	31-Mar-22	31-Mar-23
	£'000	£'000
Balance at 1 April	(76,876)	(95,989)
Reversal of items relating to capital expenditure debited or credited to the Comprehensive Income and Expenditure Statement:		
Charges for depreciation and impairment of non-current assets	25,513	33,252
Revaluation losses/gains on Property, Plant and Equipment	(960)	(3,827)
Amortisation of intangible assets	-	-
Revenue Expenditure Funded from Capital under Statute	4,169	4,690
Amount of non-current assets written off on disposal or sale as part of the gain/ loss on disposal to the Comprehensive Income and Expenditure Statement	2,922	1,531
	31,643	35,646
Adjusting amounts written out of the Revaluation Reserve	(1,277)	(7,267)
Net written out amount of the cost of non-current assets consumed in the year	30,366	28,379
Capital financing applied in the year:		
Use of Capital Receipts Reserve to finance new capital expenditure	(18)	-
Capital grants and contributions credited to the Comprehensive Income and Expenditure Statement that have been applied to capital financing - Non REFCUS	(39,235)	(54,260)
Statutory provision for the financing of capital investment charged against the Council Fund balances	(10,008)	(10,645)
Capital expenditure charged against the Council Fund balance	(696)	(4,097)
	(49,958)	(69,002)
Movements in the market value of Investment Properties debited or credited to the Comprehensive Income and Expenditure Statement	412	(113)
Movements in the market value of Assets Held for Sale debited or credited to the Comprehensive Income and Expenditure Statement	66	(189)
Movement of Cardiff City Region entries to explicit reserve	-	-
Balance at 31 March	(95,989)	(136,914)

Financial Instruments Adjustment Account

The Financial Instruments Adjustment Account absorbs the timing differences arising from the different arrangements for accounting for income and expenditure relating to certain financial instruments and for bearing losses or benefiting from gains per statutory provisions.

The Council uses the account to manage premiums paid on the early redemption of loans. Premiums are debited to the Comprehensive Income and Expenditure Statement when they are incurred, but reversed out of the Council Fund Balance through the Movement in Reserves Statement. Over time, the expense is posted back to the Council Fund Balance in accordance with statutory arrangements for spreading the burden on the Council tax. In the Council's case, this period is the unexpired term that was outstanding on the loans when

Notes to the Statement of Accounts

Statement of Accounts 2022/23

Newport City Council

they were redeemed. As a result, the balance on the account at the end of the year will be charged to the Council Fund over the next 39 years.

	31-Mar-22	31-Mar-23
	£'000	£'000
Balance at 1 April	1,150	1,045
Premiums incurred in the year and charged to the Comprehensive Income and Expenditure Statement	-	-
Proportion of premiums incurred in previous financial years to be charged against the Council Fund Balance in accordance with statutory requirements	(105)	(91)
Amount by which finance costs charged to the Comprehensive Income and Expenditure Statement are different from finance costs chargeable in the year in accordance with statutory requirements	(105)	(91)
Balance at 31 March	1,045	954

Deferred Capital Receipts Reserve

The Deferred Capital Receipts Reserve holds the gain recognised on the disposal of non-current assets for which a cash settlement has yet to be received. Under statutory arrangements, the Council does not treat these gains as usable for financing capital expenditure until they are backed by cash receipts. When the deferred cash settlement takes place, amounts are transferred to the Capital Receipts Reserve.

	31-Mar-22	31-Mar-23
	£'000	£'000
Balance at 1 April	(21)	(21)
Transfer of deferred sales proceeds credited as part of the gain/loss on disposal to the Comprehensive Income and Expenditure Account	-	-
Transfer to Capital Receipts Reserve	-	-
Amount by which finance costs charged to the Comprehensive Income and Expenditure Statement are different from finance costs chargeable in the year in accordance with statutory requirements	-	-
Balance at 31 March	(21)	(21)

Financial Instrument Revaluation Reserve

This reflects the Council's interest in Newport Transport Bus Company. There have been no changes / movements in value during 2022-23.

Pensions Reserve

The Pensions Reserve absorbs the timing differences arising from the different arrangements for accounting for post-employment benefits and for funding benefits in accordance with statutory provisions. The Council accounts for post-employment benefits in the Comprehensive Income and Expenditure Statement as the benefits are earned by employees accruing years of service, updating the liabilities recognised to reflect inflation, changing assumptions and investment returns on any resources set aside to meet the costs.

However, statutory arrangements require benefits earned to be financed as the Council makes employer's contributions to pension funds or eventually pay any pensions for which it is directly responsible. The debit balance on the Pensions Reserve therefore shows a substantial shortfall in the benefits earned by past and current employees and the resources the Council has set aside to meet them. The statutory arrangements will ensure that funding will have been set aside by the time the benefits come to be paid.

Notes to the Statement of Accounts

Statement of Accounts 2022/23

Newport City Council

	31-Mar-22 £'000	31-Mar-23 £'000
Balance at 1 April	475,114	403,201
Actuarial gains or losses on pensions assets and liabilities	(107,175)	(340,548)
Reversal of items relating to retirement benefits debited or credited to the Surplus or Deficit on the Provision of Services in the Comprehensive Income and Expenditure Statement	54,057	54,509
Employer's pensions contributions and direct payments to pensioners payable in the year	(18,795)	(21,019)
Balance at 31 March	403,201	96,144

Accumulated Absences Reserve

The Accumulated Absences Account absorbs the differences that would otherwise arise on the General Fund Balance from accruing for compensated absences earned but not taken in the year, e.g. annual leave entitlement carried forward at 31 March. Statutory arrangements require that the impact on the General Fund Balance is neutralised by transfers to or from the Account.

	31-Mar-22 £'000	31-Mar-23 £'000
Balance at 1 April	2,832	2,958
Settlement or cancellation of accrual made at the end of the preceding year	(2,832)	(2,958)
Amounts accrued at the end of the current year	2,958	5,187
Movement of Cardiff City Region entries to explicit reserve	-	-
Amount by which officer remuneration charged to the Comprehensive Income and Expenditure Statement on an accruals basis is different from remuneration chargeable in the year in accordance with statutory requirements	126	2,229
Balance at 31 March	2,958	5,187

Cardiff City Region City Deal Aggregated Unusable Reserves

Cardiff City Region is a 10 authority regenerative partnership administered by Cardiff County Council on behalf of the other Councils. The following balances have been extracted from the draft City Deal annual accounts reflective of Newport CC share.

	31-Mar-22 £'000	31-Mar-23 £'000
Balance at 1 April	(4,022)	(4,371)
Capital adjustment account	(331)	(1,142)
Accumulated absences	2	(2)
Accumulated interest	(20)	20
Balance at 31 March	(4,371)	(5,495)

Notes to the Statement of Accounts

Statement of Accounts 2022/23

Newport City Council

The cash flows for operating activities include the following items:

	31-Mar-22	31-Mar-23
	£'000	£'000
Interest received	(21)	(1,101)
Interest paid	11,050	11,149
	11,029	10,048

The surplus or deficit on the provision of services has been adjusted for the following non-cash movements:

	31-Mar-22	31-Mar-23
	£'000	£'000
Depreciation	(22,681)	(22,893)
Impairment and downward valuations	(1,872)	(6,532)
(Increase) / Decrease in creditors	(20,803)	(267)
Increase / (Decrease) in debtors	9,363	371
Increase / (Decrease) in stock	737	(713)
Pensions liability	(35,262)	(33,490)
Carrying amount of non-current assets sold	(2,922)	(1,531)
Other non cash adjustments	(862)	(146)
	(74,302)	(65,201)

The surplus or deficit on the provision of services has been adjusted for the following items that are investing and financing activities:

	31-Mar-22	31-Mar-23
	£'000	£'000
Proceeds from short-term (not considered to be cash equivalents) and long-term investments (includes investments in associates, joint ventures and subsidiaries)	-	(36,000)
Proceeds from the sale of property, plant and equipment, investment property and intangible assets	2,655	440
Any other items for which the cash effects are investing or financing cash flows	38,320	53,879
Net cash flows from operating activities	40,975	18,319

28 CASH FLOW STATEMENT – INVESTING ACTIVITIES

	31-Mar-22	31-Mar-23
	£'000	£'000
Purchase of property, plant and equipment, investment property and intangible assets	41,710	50,994
Purchase of short-term and long-term investments	41,000	11,083
Proceeds from the sale of property, plant and equipment, investment property and intangible assets	(2,655)	(440)
Other receipts from investing activities	(30,047)	(51,185)
Net cash flows from investing activities	50,008	10,452

29 CASH FLOW STATEMENT - FINANCING ACTIVITIES

31-Mar-22	31-Mar-23
£'000	£'000

Notes to the Statement of Accounts

Statement of Accounts 2022/23

Newport City Council

Cash receipts of short- and long-term borrowing	(190)	(4,612)
Cash payments for the reduction of the outstanding liabilities relating to finance leases and on-balance sheet PFI contracts	1,038	2,426
Repayments of short- and long-term borrowing	10,456	8,551
Net cash flows from financing activities	11,304	6,365

30 MEMBERS' ALLOWANCES AND EXPENSES

All Councils are required to publish details of the amounts paid to elected Members each year. Information on the amounts actually paid to each Council Member is published on the Council's web site. The Council has 51 Members. The total allowances and expenses paid in the financial year was £1,099,022 (2021/22 – £964,064). All Members are entitled to the same basic allowance of £16,800 per annum (2021/22 - £14,368). Each Member holding the following positions are also paid additional responsibility allowances as detailed below:

	31-Mar-22	31-Mar-23
	£	£
Leader of the Council	35,606	39,900
Deputy Leader	20,952	22,890
Mayor	8,793	8,793
Deputy Mayor	3,740	3,740
Cabinet Member (x7)	16,405	17,220
Chair of Scrutiny Forum (x4)	8,793	8,793
Chair of Planning (x1)	8,793	8,793
Chair of Democratic Services (x1)	8,793	8,793
Chair of the Council (x1)	8,793	8,793
Opposition Leader	8,793	8,793

During the 2022/23 financial year, a total of 9 Lay (unelected) Members served for the Authority. 9 of these Lay Members claimed a total of £8,802.21 including both fees and expenses (2021/22: £5,628 claimed by eight Lay (unelected) Members) to sit on a number of committees.

Notes to the Statement of Accounts

Statement of Accounts 2022/23

Newport City Council

31 OFFICER REMUNERATION

The remuneration paid to the Council's senior employees was as follows:

2022 / 23 Post Holder Information	Salary/ Payment* £	Car Allowances & Mileage £	Termination Benefits £	Pensions contributions £	Total £
Chief Executive	137,815	-	-	30,595	168,410
Strategic Director - Environment & Sustainability ***	110,523	-	-	21,722	132,245
Strategic Director - Social Services	110,523	-	-	24,536	135,059
Strategic Director - Transformation & Corporate Centre	110,523	-	-	24,536	135,059
Head of Education	88,202	-	-	19,581	107,783
Head of Law & Standards (Post holder left the authority December 2022)	65,564	-	-	13,264	78,828
Head of Law & Standards (Post holder appointed in December 2022)	24,702	-	-	5,484	30,186
Head of Finance (Section 151 Officer)	88,202	-	-	19,581	107,783
Head of People, Policy & Transformation	83,277	-	-	18,487	101,764
Head of Regeneration & Economic Development	85,347	-	-	18,947	104,294
Head of Housing & Communities (Post holder appointed in October 2022)	40,582	-	-	9,009	49,591
Head of Environment & Public Protection	83,277	-	-	18,487	101,764
Head of Adult Services	83,886	-	-	18,623	102,509
Head of Children Services	83,277	-	-	18,487	101,764
Head of Prevention & Inclusion	83,239	-	-	18,479	101,718
Head of City Services - (Appointment made in May 2022)	73,445	-	-	16,305	89,750
TOTAL	1,352,384	-	-	296,123	1,648,507

Notes to the Statement of Accounts

Statement of Accounts 2022/23

Newport City Council

	Salary / Payment*	Car Allowances & Mileage	Termination benefits	Pensions contributions	Total
	£	£	£	£	£
2021 / 22 Post Holder Information					
Chief Executive	133,754	-	-	28,356	162,110
Strategic Director - Environment & Sustainability (appointed 11th Oct 2021) ***	51,380	-	-	9,621	61,001
Strategic Director - Social Services (appointed 11th Oct 2021)	51,380	-	-	10,892	62,272
Strategic Director - Transformation & Corporate Centre (appointed 11th Oct 2021)	51,380	-	-	10,892	62,272
Chief Education Officer (post redesignated to Head of Education on 29th June 2021)	20,778	-	-	4,405	25,183
Head of Education	65,499	-	-	13,886	79,385
Head of Law and Regulation (Monitoring Officer) (post redesignated to Head of Law & Standards on 29th June 2021)	20,778	-	-	4,405	25,183
Head of Law & Standards	65,499	-	-	13,886	79,385
Head of Finance (Section 151 Officer)	86,277	-	-	18,291	104,568
Head of People & Business Change (post redesignated to People, Policy & Transformation on 29th June 2021)	21,450	-	-	4,547	25,998
Head of People, Policy & Transformation, appointed to Strategic Director - Transformation & Corporate Centre (11th Oct 2021)	24,007	-	-	5,090	29,097
Head of People, Policy & Transformation (appointed 22nd Feb 2022)	8,585	-	-	1,820	10,404
Acting Head of Regeneration, Investment & Housing Services - (post split between Head of Regeneration & Economic Development and Head of Housing & Communities 13th Feb 2022)	74,518	-	-	15,798	90,316
Head of Regeneration & Economic Development (appointed 14th Feb 2022)	7,610	-	-	1,613	9,223
Head of Housing & Communities (no appointment made during remainder of 21-22)	-	-	-	-	-
Head of Environment & Public Protection (appointed on 21st Feb 2022)	8,585	-	-	1,820	10,404
Head of Adult & Community Services (post redesignated to Head of Adult Services on 29th June 2021) **	23,527	-	-	4,988	28,515
Head of Adult Services (left Authority of 31st Oct 2021) **	34,110	-	-	6,884	40,994
Head of Adult Services (appointed on 1st Nov 2021) **	33,384	-	-	7,077	40,462
Head of Children & Young People Services (post redesignated to Head of Children Services on 29th June 2021) **	21,450	-	-	4,547	25,998
Head of Children Services (appointed to Strategic Director - Social Services 11th Oct 2021) **	24,007	-	-	5,090	29,097
Head of Children Services (appointed on 21st Feb 2022) **	8,585	-	-	1,820	10,404
Head of Prevention & Inclusion (appointed on 28th Feb 2022) **	6,915	-	-	1,466	8,381
Head of City Services (appointed to Strategic Director - Environment & Sustainability 11th Oct 2021)	45,458	-	-	8,221	53,679
Head of City Services - No appointment made during remainder of 21-22	-	-	-	-	-
TOTAL	888,915	-	-	185,415	1,074,330

Notes to the Statement of Accounts

Statement of Accounts 2022/23

Newport City Council

Note* There were no employees whose salary, excluding pension contributions, exceeded £150,000 per annum.

Note** Social Care staff were provided with an additional payment by Welsh Government during 2021-22. No such payment was given during the 22/23 financial year. For clarity and consistency, these amounts have been excluded from the calculation to complete the above table.

Note*** Salary for the Strategic Director - Environment & Sustainability is recorded Gross. Included within this figure is the salary sacrificed for the purchase of a car (£12,675) during 2022/23 (£12,675 during 2021/22).

In addition to the above the Chief Executive acts as the Returning Officer. During 2022/23 the Chief Executive received £10,073.16 for their role as the Authorities Returning Officer. (In 2021/22, the position received £9,529.48).

The ratio between the Council's highest paid employee and the median position for 2022/23 was 1:5.2 (2021/22 was 1:5.5). The median position for the Council for 2022/23 is £26,357 (2021/22 was £24,920). These figures do not include taxable expenses and benefits in kind as this is not likely to make a material difference to the ratios.

The Council's other employees, these exclude those posts mentioned in the previous table, receiving more than £60,000 remuneration for the year (excluding employer's pension contributions) were paid the following amounts, the figures below include amounts that are paid to employees on redundancy.

	31-Mar-22		31-Mar-23	
	Schools	Non-Schools	Schools	Non-Schools
£155,000 - £159,999	-	-	1	-
£115,000 - £119,999	-	-	2	-
£110,000 - £114,999	1	-	1	-
£105,000 - £109,999	2	-	1	-
£100,000 - £104,999	2	-	3	-
£ 95,000 - £ 99,999	2	-	1	-
£ 90,000 - £ 94,999	1	-	2	1
£ 85,000 - £ 89,999	3	-	7	-
£ 80,000 - £ 84,999	9	-	8	-
£ 75,000 - £ 79,999	12	1	13	-
£ 70,000 - £ 74,999	13	1	15	1
£ 65,000 - £ 69,999	17	2	14	5
£ 60,000 - £ 64,999	18	6	36	11
Total	80	10	104	18

Note: Social Care staff were provided with additional payment by Welsh Government during 2021-22. For clarity and consistency, these amounts have been excluded from the calculation to complete the above table.

Notes to the Statement of Accounts

Statement of Accounts 2022/23

Newport City Council

32 TERMINATION BENEFITS

The Council completed redundancies of 52 employees in 2022/23, incurring liabilities of £463k (80 employees at £1.1m in 2021/22). See Note 31 for the number of exit packages and total cost per band. All balances were payable to Council officers, as part of the Council's general services rationalisation and efficiencies programme.

The number of exit packages, with the total cost per band and the total cost of the compulsory and other redundancies are set out below:

The table below shows the cost of redundancies that took place during the 2022/23 financial year.

Number / cost of Exit packages:

	Number of compulsory redundancies 31-Mar-23	Number of other departures agreed 31-Mar-23	Total number of exit packages 31-Mar-23	Total Cost of exit packages in each band 31-Mar-23 £
£0 - £20,000	-	49	49	257,452
£20,001 - £40,000	-	1	1	36,000
£40,001 - £60,000	-	-	-	-
£60,001 - £80,000	-	1	1	60,542
£80,001 - £100,000	-	-	-	-
£100,001 - £120,000	-	1	1	109,116
Total	-	52	52	463,110

	Number of compulsory redundancies 31-Mar-22	Number of other departures agreed 31-Mar-22	Total number of exit packages 31-Mar-22	Total Cost of exit packages in each band 31-Mar-22 £
£0 - £20,000	6	49	55	376,406
£20,001 - £40,000	4	17	21	559,198
£40,001 - £60,000	1	3	4	185,771
£60,001 - £80,000	-	-	-	-
£80,001 - £100,000	-	-	-	-
Total	11	69	80	1,121,375

33 EXTERNAL AUDIT COSTS

The Council has incurred the following costs in relation to the audit of the Statement of Accounts, certification of grant claims and for any non-audit services provided by the Council's external auditors:

	31-Mar-22 £'000	31-Mar-23 £'000
Fees payable with regard to external audit of accounts	198	229
Fees payable in respect of local government measure	106	112
Fees payable for the certification of grant claims and returns for the year	56	60
Fees payable for other financial audit work	1	1
Total	361	402

34 GRANTS INCOME

Notes to the Statement of Accounts

Statement of Accounts 2022/23

Newport City Council

The Council credited the following grants, contributions and donations to the Comprehensive Income and Expenditure Statement in 2022/23:

	Restated	
	31-Mar-22	31-Mar-23
	£'000	£'000
Credited to Taxation and Non Specific Grant Income		
Revenue Support Grant	194,380	211,663
Other Non-ring fenced government grants	740	
Contribution from Non-Domestic Rate	49,472	53,954
Total	244,592	265,617
	31-Mar-22	31-Mar-23
	£'000	£'000
Credited to Services		
Education		
Grants		
Pupil Deprivation Grant	5,687	6,821
Education Improvement Grant	6,498	5,956
Post 16 Grant	8,154	8,398
Local Authority Education Grant	9,672	9,816
School 2 School Grant	-	2,743
Maintenance Grant	2,446	-
COVID19 Related Grants	5,250	1,893
Children and Communities	133	149
Ukraine Response Fund	-	246
Other	4,943	2,905
Contributions		
Gwent Music	327	214
Donations		
	200	426
Social Services		
Grants		
Children and Communities	8,618	9,888
Childcare Offer	8,320	9,038
Substance Misuse	5,225	6,337
COVID19 Related Grants	9,250	591
Sustainability Pressures	4,538	2,294
Section 28A funding	2,095	2,094
Unaccompanied Asylum-Seeking Children	1,373	1,725
Eliminating Profit	-	1,147
Radical Reform Grant	-	1,138
Regional, Domestic Violence	804	835
Youth Support	737	600
Promoting Independence	-	465
Workforce Development	389	415
Youth Justice Board	338	371
All Wales Play Opportunities	257	335
Community Safety Fund	98	288
Ukraine Response Fund	-	3
Inspire to Achieve	-	45
Other	1,801	1,151
Contributions		
Intermediate Care Fund	2,802	2,806
Substance Misuse	1,784	1,899
Home First	1,799	1,768
Frailty	1,605	1,853

Notes to the Statement of Accounts

Statement of Accounts 2022/23

Newport City Council

Children and Communities	-	83
Other	1,619	2,020
Donations	-	1
Regeneration & Economic Development		
Grants		
COVID19 Related Grants	2,955	-
Communities for Work	1,357	1,462
Inspire to Achieve	1,493	779
Inspire to Work	493	286
Other	1,665	2,174
Contributions	2,062	1,057
Donations	-	1
Environment & Sustainability		
Grants		
Housing Support	8,003	8,373
Concessionary fares	2,614	1,872
Homelessness Prevention Grant	-	1,471
COVID19 Related Grants	4,824	797
Sustainable Waste	995	716
Children and Communities	459	443
Adult Community Learning	361	369
Community Cohesion Grant	-	221
Ukraine Response Fund	-	99
Other	4,073	3,437
Contributions	3,309	1,342
Donations	1	3
Transformation & Corporate Services		
Grants		
Housing benefit administration	666	698
COVID19 Related Grants	508	-
NNDR	317	317
Ukraine Response Fund	-	4
Other	386	692
Contributions	630	485
Donations	-	-
Non Revenue		
Grants		
Mandatory rent allowances	38,287	38,181
COVID19 Related Grants	2,149	-
Other	2,040	74
	176,409	154,110

Notes to the Statement of Accounts

Statement of Accounts 2022/23

Newport City Council

The Council acted as an agent on behalf of the following in the provision of goods and services:

Non Domestic Rates collection.

A net creditor of (£176k) at 31 March 2023 (£1.532m at 31 March 2022) is included in the balance sheet which represents the amount by which the cash paid over to Welsh Government less than the amount collected from ratepayers.

Covid 19 Hardship Support Grants

The Council received a Covid hardship grant payment from Welsh Government totalling £12.65million, the majority of which is reported within note 34. However, there are 2 items in below table that have been separated out of that holistic sum as being agency arrangements where the Council is not providing services directly but instead is being used by Welsh Government as a means of distributing its support to recipients. Where an admin fee has been provided for this service by Welsh Government that income is shown as grant under note 34. There were no specific awards agreed in respect of these 2 aspects, and grant is paid in arrears based on claim expenditure. As at 31st March 23 the final claims of the year hadn't been settled and the debtor balance is reflective of the level of funding accrued and not yet paid.

The below table details the financial extent of each grant based agency scheme operated on behalf of Welsh Government.

2022-23

Grant scheme	Narrative	Amount Received in 2022/23 £'000	Amount Spent in 2022/23 £'000	Debtor 2022/23 £'000	Creditor 2022/23 £'000
Social Care					
Real Living Wage	To provide Local Authorities with funds to reimburse the employers of care workers that are eligible to receive the payment following the Welsh Government introducing the Real Living Wage for certain groups of Social Care workers.	-	4,460	4,458	1
Covid Hardship Grant					
SSP Enhancement	To top up to full salary where employees only receive statutory sick pay when off sick with Covid or having to self isolate as an infection control measure.	(77)	77	-	-
Self isolation payments	£500 for eligible individuals who have to self isolate.	(521)	521	-	-
Cost of Living Support					
Winter Fuel Support payment 21/22	A payment of up to £200 per eligible households to put towards their on-grid fuel bills.	(2)	2	-	-
Winter Fuel Grant 22/23	A payment of up to £200 per eligible households to put towards their on-grid fuel bills.	(3,350)	3,375	25	-
Carer Allowance Payments	to enable Local Authorities to administer and make payments to unpaid carers in receipt of Carers Allowance	(1,166)	1,166	-	-
Ukraine Crisis Fund					
- Host Payments	£350 paid per month to hosts of Ukrainian family units	(82)	171	89	-
- Cash Payments	£200 payment to support individuals with essentials before universal credit is awarded	(30)	36	6	-

Grant scheme	Narrative	Amount Received in 2022/23	Amount Spent in 2022/23	Debtor 2022/23	Creditor 2022/23
2022-23 continued					

Notes to the Statement of Accounts

Statement of Accounts 2022/23

Newport City Council

Non Domestic Rates Reliefs & Business Grants					
NDR rate relief grants	Additional funding given to LAs to provide the relief so essentially a grant to businesses. Relief given to retail, leisure and hospitality sector	(3,649)	3,649	-	-

2021-22

Grant scheme	Narrative	Amount Received in 2021/22 £'000	Amount Spent in 2021/22 £'000	Debtor 2021/22 £'000	Creditor 2021/22 £'000
Social Care					
Social care bonus scheme (£500 and £735)	Bonus payment for individual care workers.	(3,117)	3,116	-	1
Covid Hardship Grant					
SSP Enhancement	To top up to full salary where employees only receive statutory sick pay when off sick with Covid or having to self isolate as an infection control measure.	(132)	244	111	-
Self isolation payments	£500 for eligible individuals who have to self isolate.	(661)	1,416	754	-
Cost of Living Support					
Cost of Living Support Scheme	£150 cost-of-living support payment for households who live in properties in council tax bands A-D; and all households who are recipients of the Council Tax Reduction Scheme in properties in council tax bands A-I.	-	7,343	7,343	-
Winter fuel support payment	A payment of up to £200 per eligible households to put towards their on-grid fuel bills.	(623)	1,705	1,082	-
Non Domestic Rates Reliefs & Business Grants					
NDR rate relief grants	Additional funding given to LAs to provide the relief so essentially a grant to businesses. Relief given to retail, leisure and hospitality sector	(19,158)	18,476	-	682
Business Grants	Grants to support businesses during lockdown closures.	(4,867)	3,707	-	1,160
Freelancer grants culture	Payment available for freelancers in the culture sector of up to £2.5k	(75)	75	-	-

Notes to the Statement of Accounts

Statement of Accounts 2022/23

Newport City Council

36 RELATED PARTIES

The Council is required to disclose material transactions with related parties – bodies or individuals that have the potential to control or influence the Council or to be controlled or influenced by the Council. Disclosure of these transactions allows readers to assess the extent to which the Council might have been constrained in its ability to operate independently, or might have secured the ability to limit another party's ability to bargain freely with the Council.

Welsh Government

The Welsh Government has effective control over the general operations of the Council – it is responsible for providing the statutory framework, within which the Council operates, provides the majority of its funding in the form of grants and prescribes the terms of many of the transactions that the Council has with other parties (e.g. council tax bills, housing benefits).

Grants received from government departments are set out in the analysis in Note 34.

Other Public Bodies

Precepts and Levies – details of precepts collected on behalf of other organisations and an analysis of amounts levied on the Council by other bodies can be found in Note 11 to these accounts.

Members

Members of the Council have direct control over the Council's financial and operating policies. The total of Members' allowances paid in 2022/23 is shown in Note 30. During 2022/23, works and services to the value of £29.6m were commissioned from or paid to companies in which 24 Members had an interest. This would include Wastesavers Ltd, Newport Live, Newport Norse and Newport Transport as detailed below (2021/22: £21.5m where 20 Members had an interest). As at 31st March 2023, the balances outstanding for related parties were debtors of £1.27m (2021/22 £1.99m) and creditors of £5.11m (2021/22 £3.64m).

Newport Norse has invited one Member of the Council on the board in their capacity as an elected Member, not as a private individual. Financial information in relation to Newport Norse is disclosed in the table on the next page.

There were payments of £3.2m made to Waste Savers Ltd in 2022/23 (£3.8m in 2021/22). This company is independent from the Council. As at 31st March 2022, the balances outstanding for Wastesavers were debtors of £0 (£0k in 2021/22) and creditors of £644k (2021/22 £270k). There are no Members on the board of Wastesavers Ltd but, there is one Member of the Council on the board of Wastesavers Charitable Ltd, the parent company of Wastesavers Ltd. The council contract with the company for waste recycling services.

Newport City Council also made payments to Newport Live amounting to £841k in 2022/23 (2021/22 £618k), this is a company that has charitable status and is independent from the Council. The company has invited three Members of the Council on the board, in their capacity as elected Members, not private individuals. Newport Live is contracted by the Council to run its sport and leisure services. As at 31st March 2023, the balances outstanding for Newport Live were debtors of £37k (£236k in 2021/22) and creditors of £1.2m (2021/22 £1.70m). There were also Sundry debtors outstanding of £81k as at 31st March 2023.

Officers

There are two Senior Officers (Director of Corporate Services and Strategic Director of Corporate Services) who has been elected to the board of Newport Norse and NPS Newport Limited. No other Senior Officers hold any other positions of seniority within any other Public Sector body.

Notes to the Statement of Accounts

Statement of Accounts 2022/23

Newport City Council

Entities Controlled or Significantly Influenced by the Council

Entities which are controlled or significantly influenced by the Council include two limited companies. The South East Wales Education Achievement Service Ltd and Newport Norse Ltd. The South East Wales Education Achievement Service Ltd is a company limited by guarantee, with the five Local Authorities in the Gwent area each being a member of the company. The objectives of the company are to provide services to the participating authorities in relation to their functions in the field of education and, subject to the participating authorities' unanimous prior approval, to other local authorities and other persons exercising functions in the field of education.

Newport Norse Ltd oversees the Council's property maintenance, estates, facilities management and capital projects design functions. Newport Norse and their subsidiary NPS Newport Limited, are Joint Venture Companies in which the Council has a 20% share and minority representation on the Board. The Council has a 50% "gain share" in the profits, which reduces the Council's service charge.

The Council has two pooled budget arrangements in the form of Section 33 Partnership Agreements between the five local authorities in the Gwent area and the Aneurin Bevan Local Health Board. The first of which is The Gwent Wide Integrated Community Equipment Service (GWICES) which is for the provision of an efficient and effective integrated community equipment service to users who are resident in the partner localities. This agreement came into effect on 1 October 2008.

The second is The Gwent Frailty Programme for the delivery of a range of services to avoid hospital admissions, facilitate early discharge and help individuals remain "happily independent". The Community Resource Teams (CRTs) provide integrated Urgent Response, Re-enablement and Falls services within each locality in line with agreed Locality Annual Commissioning Plans (LCPs).

The Council also participates in four joint ventures;

- Gwent Joint Records Committee which is the official archive service for the local authorities in the Monmouthshire area, the recognised place of deposit for public records and ecclesiastical parish records for the Diocese of Monmouth.
- The Greater Gwent Cremation Committee oversees the management of the Gwent Cremation facilities.
- The Project Gwyrdd is a partnership between, Caerphilly Borough County Council, The County Council of the City and County of Cardiff, Monmouthshire County Council, Newport Council and Vale of Glamorgan Council. This partnership has been set up to deliver long term, environmental, sustainable and cost effective solution for waste after recycling and composting has been maximised through economy of scale.
- The Cardiff Capital Region City Deal was entered into by the Council in 2017. This is a £1.28 billion programme which will aim to achieve a 5% uplift in the region's Gross Value Added (GVA) by delivering a range of programmes which will increase connectivity, improve physical and digital infrastructures, as well as regional business governance.

The table below shows the receipts and the payments that Newport City Council has with each related party throughout the 2022/23 financial year. It also shows any outstanding balances as at 31st March 2023.

Notes to the Statement of Accounts

Statement of Accounts 2022/23

Newport City Council

	2021/22			2022/23		
	Receipts	Payments	Outstanding Balances/ Commitments	Receipts	Payments	Outstanding Balances/ Commitments
	£'000	£'000	£'000	£'000	£'000	£'000
Limited Companies						
The South East Wales Education Achievement Service Ltd	-	1,083	-	-	1,077	-
Newport Norse	(1,756)	11,688	1,472	(1,345)	16,447	3,176
Pooled Budgets						
The Gwent Wide Integrated Community Equipment Service (GWICES)	-	414	-	-	334	-
The Gwent Frailty Programme	(1,834)	1,824	-	(1,826)	1,891	-
Joint Ventures						
Gwent Joint Records Committee	-	289	-	-	312	-
Greater Gwent Cremation Committee	(394)	239	-	(441)	251	-
Project Gwyrdd	-	2,096	-	-	2,142	-
Cardiff Capital Region City Deal (from 2017/18)	(489)	114	-	(2,770)	120	-

Subsidiary Company

Newport Transport Ltd is a company wholly owned by the Council. Newport Transport's board includes five Council Members nominated by the Council. As at 31st March 2023, the balances outstanding for Newport Transport Ltd were debtors of £0 and creditors of £158k and expenditure of £6.8m and income of £261k. Sundry debtors outstanding as at 31st March 2023 were £89k.

Trust Funds and Third Party Assets

The Council passed a number of its trust fund holdings to the Community Foundation in Wales and with the agreement of the Charities Commission, passed the management of a number of other dormant funds to schools in 2008/09. The Council acts as sole trustee for the remaining Education trust funds which had a value of £33,498 as at 31 March 2023. (2022: £33,434).

The Council operates 181 (2021/22: 184) appointee bank accounts holding £1,493,366 (2021/22: £1,511,483). These relate to third party monies held by the Council on behalf of its Social Service clients. These figures have been excluded from cash and cash equivalent figures reported in the accounts.

37 CAPITAL EXPENDITURE AND CAPITAL FINANCING

The total amount of capital expenditure incurred in the year is shown in the table below (including the value of assets acquired under finance leases and PFI/PP contracts), together with the resources that have been used to finance it. Where capital expenditure is to be financed in future years by charges to revenue as assets are used by the Council, the expenditure results in an increase in the Capital Financing Requirement (CFR), a measure of the capital expenditure incurred historically by the Council that has yet to be financed.

31-Mar-22

31-Mar-23

Notes to the Statement of Accounts

Statement of Accounts 2022/23

Newport City Council

	£'000	£'000
Opening Capital Financing Requirement	274,278	278,426
<u>Capital investment</u>		
Property, Plant and Equipment	46,096	52,887
Heritage Assets	8	245
Short term lease liability	323	81
Revenue Expenditure Funded from Capital Under Statute	4,169	4,690
Long Term Debtors (Loans to external companies)	4,688	697
<u>Sources of finance</u>		
Capital receipts	(18)	-
Government grants and other contributions	(49,442)	(43,995)
Sums set aside from revenue	8,932	(2,395)
Direct revenue contributions	(600)	(1,701)
Minimum Revenue Provision	(10,008)	(10,645)
Closing Capital Financing Requirement	278,426	278,290
Explanation of movements in year		
Increase in underlying need to borrow:		
Supported by government financial assistance	4,072	4,101
Un-supported by government financial assistance	8,330	6,376
Assets acquired under finance leases	251	27
Bullet Repayment of PFI Liability	-	-
Assets acquired under PFI contracts	1,504	5
Minimum Revenue Provision	(10,008)	(10,645)
Increase/ (Decrease) in Capital Financing Requirement	4,149	(136)

38 LEASES

Council as Lessee

Finance Leases

The Council has acquired a number of vehicles and equipment under finance leases. The assets acquired under these leases are included in Property Plant and Equipment in the balance sheet at the following net amounts as these are cancellable.

	31-Mar-22 £'000	31-Mar-23 £'000
Vehicle, Plant, Furniture	725	725
Equipment	245	245
	970	970

The Council is committed to making minimum payments under these leases, comprising settlement of the long-term liability for the interest in the asset acquired by the Council and finance costs that will be payable by the Council in future years while the liability remains outstanding. The outstanding minimum lease payments are made up of the following amounts:

	31-Mar-22 £'000	31-Mar-23 £'000
Finance lease liabilities (net present value of minimum lease payments)		

Notes to the Statement of Accounts

Statement of Accounts 2022/23

Newport City Council

-current	134	35
-non current	136	101
Finance costs payable in future years	19	12
Minimum lease payments	289	148

The minimum lease payments will be payable over the following periods:

	31-Mar-22	31-Mar-23
	£'000	£'000
Not later than one year	141	35
Later than one year and not later than five years	148	113
	289	148

Operating Leases

The Council has acquired some of its buildings and fleet by operating leases. All vehicles acquired are now within the secondary rental period of the lease agreement and therefore payments due are excluded from the table below. The minimum lease payments due on properties under non-cancellable leases in future years are:

	31-Mar-22	31-Mar-23
	£'000	£'000
Not later than one year	1,198	1,194
Later than one year and not later than five years	3,585	3,094
Later than five years	7,591	7,052
	12,374	11,340

NB. These figures have not been adjusted for future inflation or any anticipation of the outcome of a future rent review.

Council as Lessor

Finance Leases

The Council has finance leases with the Kingsway Shopping Centre with a remaining term of 236 years and for Chartist Tower with remaining life of 244 years. The Council has a gross investment in these leases, made up of the minimum lease payments expected to be received over the remaining term and the residual value anticipated for the property when the lease comes to an end. The minimum lease payments comprise settlement of the long-term debtor for the interest in the property acquired by the lessee and finance income that will be earned by the Council in future years whilst the debtor remains outstanding. The gross investment is made up of the following amounts:

Notes to the Statement of Accounts

Statement of Accounts 2022/23

Newport City Council

	31-Mar-22 £'000	31-Mar-23 £'000
Finance lease debtor (net present value of minimum lease payments)		
- current	-	-
- non-current	5,824	5,825
Unearned finance income	122,190	121,132
Unguaranteed residual value of property	-	-
Gross Investment in the lease	<u>128,014</u>	<u>126,957</u>

The gross investment in the lease and the minimum lease payments will be received over the following periods:

	Minimum Lease Payment 31-Mar-22 £'000	Gross Investment in the Lease 31-Mar-22 £'000	Minimum Lease Payment 31-Mar-23 £'000	Gross Investment in the Lease 31-Mar-23 £'000
Not later than one year	-	529	-	529
Later than one year and not later than five years	-	2,116	-	2,116
Later than five years	5,824	125,369	5,825	124,311
	<u>5,824</u>	<u>128,014</u>	<u>5,825</u>	<u>126,956</u>

Operating Leases

The Council leases out some property under operating leases for the following purposes:

- to enable the Council to provide services for the local community; or
- to provide an income stream to help support the council tax levy.

The future minimum lease payments receivable under non-cancellable leases in future years are:

The Council leases out a number of farms on a life tenancy basis. These leases have been assumed to have a 99 year lease term.

	31-Mar-22 £'000	31-Mar-23 £'000
Not later than one year	876	908
Later than one year and not later than five years	2,751	2,600
Later than five years	11,556	11,303
	<u>15,183</u>	<u>14,811</u>

Notes to the Statement of Accounts

Statement of Accounts 2022/23

Newport City Council

Tredegar House Lease

Tredegar House is managed by National Trust under a lease arrangement from the Council. This results in the Council making periodic contributions to assist with the repairing responsibilities. The payments due to the National Trust over the remaining life of the lease are as follows:

	31-Mar-22 £'000	31-Mar-23 £'000
Not later than one year	-	-
Later than one year and not later than five years	-	-
Later than five years	472	472
	<u>472</u>	<u>472</u>

39 PRIVATE FINANCE INITIATIVES AND SIMILAR CONTRACTS

Southern Distributor Road PFI Scheme

Newport City Council entered into a 40 year contract with Morgan Vinci Ltd to design, build, operate and finance the Southern Distributor Road. The contract specifies minimum standards of performance over a range of areas including reductions in journey time, reduction in the level of congestion, accident levels, improvements in road safety and road availability. The contractor took on the obligation to construct and maintain the road to an acceptable minimum standard.

The road was opened on 13th December 2004 and the agreement has a 40 year life.

Property Plant and Equipment

The assets used to provide services on the Southern Distributor Road are recognised on the Council's Balance Sheet. Movements in their value over the year are detailed in the analysis of the movement on the Property, Plant and Equipment balance in Note 14.

Payments

The Council makes an agreed annual payment which is increased each year by inflation and can be reduced if the contractor fails to meet availability and performance standards in any year but which is otherwise fixed. Payments, remaining to be made under the PFI contract at 31 March 2023 (excluding any estimation of inflation and availability/ performance deductions), are as follows:

	Payment for Services £'000	Reimbursement of Capital Expenditure £'000	Interest £'000	Total £'000
Payable in 2023/24	828	1,705	4,910	7,443
Payable within two to five years	3,532	7,541	19,788	30,861
Payable within six to ten years	5,127	11,004	25,086	41,217
Payable within eleven to fifteen years	5,617	12,374	25,302	43,293
Payable within sixteen to twenty years	5,157	10,616	19,188	34,961
Total	20,261	43,240	94,274	157,775

Although the payments made to the contractor are described as unitary payments, they have been calculated to compensate the contractor for the fair value of the services they provide, the capital expenditure incurred and interest payable. The liability outstanding is as follows:

Notes to the Statement of Accounts

Statement of Accounts 2022/23

Newport City Council

	31-Mar-22 £'000	31-Mar-23 £'000
Balance outstanding at start of year	33,351	33,350
Net payments during the year	(1)	(1,632)
Balance outstanding at year-end	33,350	31,718

Glan Usk Primary School

2022/23 was the fourteenth year of a 25 year PFI contract for the construction and facilities management of Glan Usk Primary School.

The school operates its core areas 44 weeks per annum including a multi-use gaming area and an artificial turf pitch. The multi-use gaming area and the artificial turf pitch are also available to the community during non-school hours.

The contract operates minimum standards for the services to be provided by the contractor, with deductions from the fees payable being made if facilities are unavailable or performance is below minimum standards.

Property Plant and Equipment

The assets used to provide services on the Glan Usk Primary School are recognised on the Council's Balance Sheet. Movements in their value over the year are detailed in the analysis of the movement on the Property, Plant and Equipment balance in Note 14.

Payments

The Council makes an agreed annual payment which is increased each year by inflation and can be reduced if the contractor fails to meet availability and performance standards in any year but which is otherwise fixed. Payments remaining to be made under the PFI contract at 31 March 2023 (excluding any estimation of inflation and availability/ performance deductions) are as follows:

	Payment for Services £'000	Reimbursement of Capital Expenditure £'000	Interest £'000	Total £'000
Payable in 2023/24	692	676	777	2,145
Payable within two to five years	4,277	1,926	2,654	8,857
Payable within six to ten years	5,080	3,013	3,654	11,747
Payable within eleven to fifteen years	1,752	1,112	1,237	4,101
Total	11,801	6,727	8,322	26,850

Although the payments made to the contractor are described as unitary payments, they have been calculated to compensate the contractor for the fair value of the services they provide, the capital expenditure incurred and interest payable. The liability outstanding is as follows:

	31-Mar-22 £'000	31-Mar-23 £'000
Balance outstanding at start of year	7,971	7,352
Net payments during the year	(619)	(625)
Balance outstanding at year-end	7,352	6,727

Notes to the Statement of Accounts

Statement of Accounts 2022/23

Newport City Council

There was no capitalisation of borrowing costs in 2021/22 or 2022/23

41 PENSIONS SCHEMES ACCOUNTED FOR AS DEFINED CONTRIBUTION SCHEMES

Teachers employed by the Council are members of the Teachers' Pension Scheme, administered by the Department for Education. The Scheme provides teachers with specified benefits upon their retirement, and the Council contributes towards the costs by making contributions based on a percentage of members' pensionable salaries.

The Scheme is technically a defined benefit scheme. However, the Scheme is unfunded and the Department for Education uses a notional fund as the basis for calculating the employers' contribution rate paid by local authorities. The Council is not able to identify its share of the underlying financial position and performance of the Scheme with sufficient reliability for accounting purposes. For the purposes of this Statement of Accounts, it is therefore, accounted for on the same basis as a defined contribution scheme.

In 2022/23 the Council paid £14.7m to the Teachers' Pension Scheme in respect of teachers' retirement benefits, representing 23.68% of pensionable pay. The figures for 2021/22 were £14.1m and 23.67% of pensionable pay. As at the 31 March 2023 contributions of £1.3m were payable (31 March 2022: £1.2m).

42 DEFINED BENEFITS PENSIONS SCHEMES

Participation in Pension Scheme

As part of the terms and conditions of employment of its officers, the Council makes contributions towards the cost of post-employment benefits. Although these benefits will not actually be payable until employees retire, the Council has a commitment to make the payments that need to be disclosed at the time that employees earn their future entitlement.

The Council participates in two post-employment schemes:

- The Local Government Pension Scheme, administered locally by Torfaen County Borough Council – this is a funded defined benefit salary scheme, meaning that the Council and employees pay contributions into a fund, calculated at a level intended to balance the pensions liabilities with investment assets over the long term.
- Arrangements for the award of discretionary post-retirement benefits upon early retirement (Unfunded Teachers Discretionary Benefits) – this is an unfunded defined benefit arrangement under which liabilities are recognised when awards are made. However, there are no investment assets built up to meet these pension liabilities, and cash has to be generated to meet actual pensions payments as they eventually fall due.

Transactions Relating to Post-employment Benefits

The Council recognises the cost of retirement benefits in the reported cost of services when they are earned by employees, rather than when the benefits are eventually paid as pensions. However, the charge we are required to make against council tax is based on the cash payable in the year, so the real cost of post-employment / retirement benefits is reversed out of the General Fund via the Movement in Reserves Statement. The following transactions have been made in the Comprehensive Income and Expenditure Statement and the Council Fund Balance via the Movement in Reserves Statement during the year:

Notes to the Statement of Accounts

Statement of Accounts 2022/23

Newport City Council

	Local Government Pension Scheme 31-Mar-22	Unfunded Teachers Discretionary Benefits 31-Mar-22	Local Government Pension Scheme 31-Mar-23	Unfunded Teachers Discretionary Benefits 31-Mar-23
	£'000	£'000	£'000	£'000
Comprehensive Income and Expenditure Statement				
Cost of Services:				
Current service cost	44,061	-	43,063	-
Past service cost (including curtailments)	247	-	268	-
Effect of settlements	-	-	-	-
Financing and Investment Income and Expenditure				
Interest income on plan assets	(12,123)	-	(17,382)	-
Interest cost on defined benefit obligation	21,683	189	28,339	221
Total Post Employment Benefit Charged to the Surplus/Deficit on Provision of Services	53,868	189	54,288	221
Other Post Employment Benefit Charged to the Comprehensive Income and Expenditure Statement:				
Remeasurement of the net defined benefit liability comprising:				
Changes in Demographic Assumptions	(5,641)	(83)	(40,032)	(148)
Return on assets excluding amounts included in net interest	(24,017)	-	20,957	-
Changes in financial assumptions	(78,628)	(217)	(392,073)	(1,101)
Other experience	1,742	(331)	71,667	182
Total Post Employment Benefit Charged to the Comprehensive Income and Expenditure Statement	(106,544)	(631)	(339,481)	(1,067)
Movement in Reserves Statement				
Reversal of net charges made to the Surplus or Deficit on the Provision of Services post employment benefits in accordance with the Code	53,868	189	54,288	221
Actual amount charged against the Council Fund Balance for pensions in the year				
Employer contributions	17,554	-	19,852	-
Contributions in respect of unfunded benefits	1,241	(840)	1,167	(786)
Effect of business combinations and disposals	-	-	-	-
	18,795	(840)	21,019	(786)

Assets and Liabilities in Relation to Retirement Benefits

Notes to the Statement of Accounts

Statement of Accounts 2022/23

Newport City Council

Reconciliation of present value of the scheme liabilities (defined benefit obligation):

	Funded liabilities: Local Government Pension Scheme 31-Mar-22 £'000	Unfunded liabilities: Teachers Discretionary Benefits 31-Mar-22 £'000	Funded liabilities: Local Government Pension Scheme 31-Mar-23 £'000	Unfunded liabilities: Teachers Discretionary Benefits 31-Mar-23 £'000
Opening balance at 1 April	(1,071,254)	(9,847)	(1,037,887)	(8,565)
Current service cost	(44,061)	-	(43,063)	-
Interest cost on defined benefit obligation	(21,683)	(189)	(28,339)	(221)
Plan participants contributions	(5,031)	-	(5,645)	-
Actuarial gains and losses arising on changes in financial assumptions	78,628	217	392,073	1,101
Changes in Demographics Assumptions	5,641	83	40,032	148
Other experience	(1,742)	331	(43,576)	(182)
Benefits paid	21,862	840	23,914	786
Past service cost (including curtailments)	(247)	-	(268)	-
Effect of business combinations and disposals	-	-	-	-
Closing balance at 31 March	(1,037,887)	(8,565)	(702,759)	(6,933)

Local Government Pension Scheme	31-Mar-22 £'000	31-Mar-23 £'000
Opening balance at 1 April	605,986	643,250
Interest income on plan assets	12,123	17,382
Return on assets excluding amounts included in net interest	24,017	(20,957)
Employer contributions	18,795	21,019
Contributions by scheme participants	5,031	5,645
Benefits paid	(22,702)	(24,700)
Other Experience	-	(28,091)
Effect of business combinations and disposals	-	-
Closing balance at 31 March	643,250	613,548

Reconciliation of fair value of scheme assets

Basis for estimating assets and liabilities

Liabilities have been assessed on an actuarial basis using the projected unit method, an estimate of the pensions that will be payable in future years' dependent on assumptions about mortality rates, salary levels, etc. The Actuary will periodically review its assumptions about how long fund beneficiaries will live to be able to predict scheme obligations. Simplistically this equates to benefit obligations being provided until 87.33 years on average. Both the Teachers' Discretionary Benefits and Greater Gwent (Torfaen) Pension Fund liabilities have been assessed by Hymans Robertson LLP, an independent firm of actuaries, estimates for the Greater Gwent (Torfaen) Pension Fund being based on the latest full valuation of the scheme as at 31 March 2022.

The principal assumptions used by the actuary have been:

Notes to the Statement of Accounts

Statement of Accounts 2022/23

Newport City Council

	Local Government Pension Scheme		Unfunded Teachers Discretionary Benefits	
	31-Mar-22	31-Mar-23	31-Mar-22	31-Mar-23
Mortality assumptions:				
Longevity at 65 for current pensioners:				
- Men (years)	20.5	20.2	20.5	20.2
- Women (years)	23.2	23.1	23.2	23.1
Longevity at 65 for future pensioners:				
- Men (years)	21.8	21.1	21.8	21.1
- Women (years)	25.1	24.9	25.1	24.9
Other Assumptions:				
Rate of CPI Inflation	3.20%	2.95%	3.20%	2.95%
Rate of increase in salaries	3.50%	3.45%	N / A	N / A
Rate of increase in pensions	3.20%	2.95%	3.20%	2.95%
Rate for discounting scheme liabilities	2.70%	4.75%	2.70%	4.75%
Take-up of option to convert annual pension	50.00%	65.00%	N / A	N / A

The Teachers' Pension Scheme has no assets to cover its liabilities. The Local Government Pension Scheme assets consist of the following categories.

	31-Mar-22 £'000	31-Mar-23 £'000
Equity Securities	-	-
Investment Funds	566,278	534,674
Property	14,721	12,426
Infrastructure	-	8,238
Alternatives	58,842	55,026
Cash	3,409	3,184
	643,250	613,548

43 NATURE AND EXTENT OF RISKS ARISING FROM FINANCIAL INSTRUMENTS

The Council complies with CIPFA's Code of Practice on Treasury Management and Prudential Code for Capital Finance in Local Authorities, both revised in December 2021.

In line with the Treasury Management Code, the Council approves a Treasury Management Strategy before the commencement of each financial year. The Strategy sets out the parameters for the management of risks associated with financial instruments. The Council also produces Treasury Management Practices specifying the practical arrangements to be followed to manage these risks.

The Treasury Management Strategy includes an Investment Strategy in compliance with Welsh Government Guidance on Local Government Investments. This Guidance emphasises that priority is to be given to security and liquidity, rather than yield. The Council's Treasury Management Strategy and its Treasury Management Practices seek to achieve a suitable balance between risk and return or cost.

The main risks covered are:

- **Credit Risk:** The possibility that the counterparty to a financial asset will fail to meet its contractual obligations, causing a loss to the Council.
- **Liquidity Risk:** The possibility that the Council might not have the cash available to make contracted payments on time.
- **Market Risk:** The possibility that an unplanned financial loss will materialise because of changes in market variables such as interest rates or equity prices

Credit Risk

The Council manages credit risk by ensuring that treasury investments are only placed with organisations of high credit quality as set out in the Treasury Management Strategy. These include commercial entities with a minimum long-term credit rating of [A-], the UK government, other local authorities and organisations without credit ratings upon which the Council has received independent investment advice. Arlingclose provides the Council with credit services which use sophisticated modelling approaches with credit ratings from the major credit rating agencies. These counterparty listings are based on credit ratings and by counterparty type (Secured and Unsecured banks, Government, Corporate and Registered Providers). Recognising that credit ratings are imperfect predictors of default, the Council has regard to other measures including credit default swap and equity prices when selecting commercial entities for investment.

Arising from deposits with banks and financial institutions, as well as credit exposure to the Council's customers, this risk is minimised by only making deposits with financial institutions once they meet minimum credit criteria. Details are included in the annual investment strategy. The strategy requires the Council to invest its funds prudently and to have regard to security and liquidity of its investments before seeking the highest rate of return or yield. The Council's objective when investing funds is to strike an appropriate balance between risk and return minimising the risk of incurring losses from default and the risk of receiving unsuitably low investment income. This Council has no recent experience of non-payment of its investments and therefore assesses its credit risk in this area as negligible.

The Annual Investment Strategy documents the maximum amounts and time limits in respect of each financial institution. The credit limits were not exceeded during the reporting period and the Council does not expect any losses from non-performance by any of its counterparties in relation to deposits.

The credit quality of £10m of the Council's investments is enhanced by collateral held - £10m in the form of covered bonds collateralised by residential mortgages, the collateral significantly reduces the likelihood of the Council suffering a credit loss on these investments.

Notes to the Statement of Accounts

Statement of Accounts 2022/23

Newport City Council

The Council formally reviews its approved counterparties which are formalised in its treasury management strategy. In addition, the approved counterparties credit ratings are regularly reviewed in conjunction with the treasury management advisors, Arlingclose Ltd.

The Council does not currently apply credit ratings to its council tax and trade debtors although this is always under review. Its exposure to non-payment of these debts is summarised as:

	Estimated Exposure at 31 Mar 2022	Outstanding Debt as at 31 Mar 2023	Historic experience of default	Estimated Exposure to non-repayment Mar 2023
	£'000	£'000	%	£'000
Council tax debts	227	10,795	2.20	237
Trade debtors	76	11,664	0.78	91
	303			328

The Council expects repayment of its general debt within 30 days. However, £5.8m (50%) of £11.6m trade debt is past this due date. The equivalent 2021/22 comparison indicated 42% of debts exceeded 30 day period. Reasonable forbearance in recovery action has been applied whilst the electorate cope with the economic effects of the cost of living crisis. The trade debt is analysed as:

	31-Mar-22	31-Mar-23
	£'000	£'000
Less than thirty days	5,491	5,842
Less than three months	801	1,444
Three months to one year	1,414	1,809
More than one year	1,809	2,569
	9,515	11,664

Additionally, the Council has also provided loan agreements to third party organisations who are undertaking city regeneration, currently this amounts to £10.6m. These loans are subject to the usual commercial warranties to ensure security of assets. The Council are not aware of any historical default issues. These loans are expected to be paid back in full on the agreed dates, but in mitigating against longer term credit/investment risk the Council also has access to a general risk reserve for investments, totalling £2,676k.

Liquidity Risk

The Council has a comprehensive cash flow management system that seeks to ensure that cash is available as needed. The Council has ready borrowing access to the money market and the Public Works Loans Board to cover short term unforeseeable events. However, there is a risk that the Council may need to replenish significant borrowings at a time that interest rates are not favourable. Consequently, under its Treasury Management Strategy it sets limits on the proportion of variable rate borrowings in accordance with CIPFA's Treasury Management recommended practice, currently all of the borrowing is on fixed rate.

	31-Mar-22	31-Mar-23
	£'000	£'000
Loan maturity		
Less than one year	4,406	5,012
Between one and two years	4,250	7,068
Between two and five years	35,155	31,073
More than five years	96,685	95,464
	140,497	138,617

All trade and other payables are repayable in less than or equal to one year.

Market Risk

Market risk comprises interest rate, price and foreign exchange considerations.

Market Risks - Interest Rate Risk

The Council is exposed to risk in terms of its exposure to interest rate movements on its borrowings and investments. Movements in interest rates have a complex impact on the authority. For instance, a rise in interest rates would have the following effects:

- borrowings at variable rates – the interest expense will rise
- borrowings at fixed rates – the fair value of the liabilities will fall
- investments at variable rates – the interest income will rise
- investments at fixed rates – the fair value of the assets will fall.
-

Investments measured at amortised cost and loans borrowed are not carried at fair value, so changes in their fair value will have no impact on the Comprehensive Income and Expenditure Statement. However, changes in interest payable and receivable on variable rate borrowings and investments will be posted to the Surplus or Deficit on the Provision of Services. Movements in the fair value of fixed rate investments measured at fair value will be reflected in Other Comprehensive Income or the Surplus or Deficit on the Provision of Services as appropriate.

The Council has a number of strategies to manage the interest rate risk, as contained within its treasury management and investment strategy. Where it is economically sound to do so the Council will, during falling interest rates, repay early high cost fixed rate loans to limit loss exposure.

The treasury management team actively assesses the Council's interest rate exposure and feeds this into its medium term financial planning process. This minimises any adverse effects. The Council does not currently have any borrowing at variable interest rates.

Market Risks - Price Risk

The Council does not generally invest in equity shares and therefore has no exposure to movement in share price.

Market Risks - Foreign Exchange Risk

The Council has a small Euro bank account of approximately €2,000. The exposure to losses arising from movement in exchange rates is therefore negligible.

44 CONTINGENT LIABILITIES

There are a number of contingent liabilities identified as at 31 March 2023:

- **MMI Insurances** - The Council manages the residual insurance fund of the former Gwent County Council on behalf of Torfaen, Blaenau Gwent, Caerphilly and Monmouthshire Councils. Municipal Mutual Insurance Limited (MMI) covers some of the claims of both ex- authorities (Gwent CC and Newport Borough Council). Following a High Court case in March 2012, MMI has now confirmed that they will be unable to settle the remaining claims in total, and each Council is now required to meet a balance of the remaining claims.

In April 2013, Ernst & Young, the Scheme Administrators advised that the levy to be paid by Members had been set 15% of the Council's claim value. In 2013/14 a levy of £463k was paid (based on claims value of £3.1m). In 2016/17 an additional levy of £347k (10% levy) was required by the scheme administrators, making the total levy paid to date (£810k) 25%. There is a risk that a further levy could

Notes to the Statement of Accounts

Statement of Accounts 2022/23

Newport City Council

be applied, the Council holds an earmarked reserve to mitigate this risk. No transactional activity was evident against that reserve in 2022/23.

- **Insurance Claims** - The Council manages current insurance claims made against it on an on-going basis. There are a number of claims against the Council that are not included within its general insurance cover. These relate to discrimination, employment tribunals, copyright claims and civil litigation. As at 31 March 2023 the total claims outstanding particular to NCC is estimated at £3.1m. A provision has been made for claims totalling £1.3m as detailed in Note 24, as these have been assessed as being probable in terms of likely settlement.

The Council also has an insurance reserve to mitigate against a percentage of the balance of claims as it is difficult to quantify the amount of these claims and the likelihood of the liability, and the Council is disputing all of the claims.

- **Newport City Homes** - As part of the legal agreements associated with the transfer of the housing stock in 2008, the Council provided a number of property-related, employment, planning, environmental and other warranties to Newport City Homes and its funders which are for a period of 35 years from the date of transfer. The property-related warranties are limited to £9,000 per property (as at 2008 index linked to RPI), and cover 9,144 separate properties.
- **Financial Guarantees** – The Council has entered into a number of agreements to act as guarantor; in particular, regarding the safeguarding of former employees' pension rights when their employment was transferred to third party organisations. There is no quantifiable liability to the Council; however, there remains a potential liability in future years.
- **Landfill Tax** - In July 2019, the Welsh Revenue Authority (WRA) opened an enquiry into the 2018/19 financial year in relation to Landfill Tax and the Loss of Ignition (LOI) tests required as part of the return. Newport City Council have worked with WRA to provide all information requested and have been issued with an assessment in relation to unpaid tax, part of which has been settled. The balance of the assessment remains subject to an ongoing legal process and, therefore, there is still uncertainty as to whether any further payments will be required and to what value those payments may amount. In addition to the WRA enquiry, HMRC have also opened their own enquiry and have issued the Council with an assessment of Landfill Tax to be repaid in relation to the 2017/18 financial year. As with the WRA assessment, until the legal process has been concluded, it will not be known whether any repayment will be made and to what value it could amount.

45 CONTINGENT ASSETS

No Contingent Assets were identified at 31 March 2023.

INTRODUCTION

The group accounts that follow comply with the requirement of the 2022/23 Code that a Local Council with interests in subsidiaries, associates and joint ventures should prepare group accounts in addition to its single entity accounts. These accounts consolidate the operating results and balances of Newport City Council and its subsidiary Newport Transport Limited. At the point of consolidation, the draft accounts were available and are what are included within the Group Accounts.

Where a note is identical to Newport City Councils individual accounts, no further disclosure has been made.

For 2021/22, the group accounts have been restated. This is due to the fact that the final audited set of Newport Transport accounts were not published until after the deadline for Local Authorities final 2021/22 accounts. All notes have been restated where necessary to correspond to the final 2021/22 Newport Transport Accounts.

ACCOUNTING POLICIES APPLICABLE TO THE GROUP ACCOUNTS

Basis of Consolidation

The group accounts have been prepared on the basis of full consolidation of the financial transactions and balances of Newport City Council and Newport Transport Ltd. Inter-group transactions and balances between the Council and its subsidiary have been eliminated in full.

Accounting policies

The accounting policies for both Newport City Council and Newport Transport are materially aligned.

Assumptions made about the Future and Other Major Sources of Estimation Uncertainty

The Group Statement of Accounts and associated notes have been prepared using unaudited draft accounts provided by Newport Transport. A degree of estimation and assumption was required to complete these Group accounts within the required timescales.

GROUP COMPREHENSIVE INCOME AND EXPENDITURE STATEMENT FOR THE YEAR ENDED 31 MARCH 2023

Gross Expenditure	Restated Group Total 2021/22	Net Expenditure		Gross Expenditure	Group Total 2022/23	Net Expenditure
	Gross Income				Gross Income	
£'000	£'000	£'000		£'000	£'000	£'000
38,120	(8,480)	29,640	Childrens Services	43,507	(9,062)	34,445
80,642	(32,304)	48,338	Adult Services	85,716	(22,601)	63,115
28,476	(25,885)	2,592	Prevention & Inclusion	32,075	(28,944)	3,131
32,628	(5,486)	27,142	Corporate	35,599	(4,981)	30,618
18,328	(13,145)	5,183	Housing & Communities	22,459	(13,810)	8,649
30,325	(12,879)	17,446	Environment & Public Protection	30,398	(8,353)	22,045
32,277	(17,793)	14,484	Infrastructure	35,215	(18,142)	17,073
21,110	(11,406)	9,704	Regeneration & Economic Development	20,557	(9,968)	10,589
28,669	(10,129)	18,539	Education	33,059	(12,687)	20,372
157,030	(35,443)	121,587	Schools	169,203	(30,928)	138,275
41,260	(42,559)	(1,298)	Other Non Department Costs	41,702	(38,255)	3,447
5,520	-	5,520	Newport Transport Operating Expenditure	9,570	-	9,570
514,385	(215,508)	298,878	Cost of services	559,060	(197,731)	361,329
26,813	-	26,813	Other operating expenditure	28,672	-	28,672
20,838	(1,055)	19,783	Financing and investment income and expenditure	21,741	(1,571)	20,170
-	-	-	(Surplus) / deficit on discontinued operations	-	-	-
-	(372,991)	(372,991)	Taxation and non-specific grant income	321	(396,126)	(395,805)
562,036	(589,554)	(27,517)	(Surplus) / Deficit on Provision of services	609,794	(595,428)	14,366
		(11,656)	(Surplus) / deficit on revaluation of Property Plant and Equipment assets			(20,613)
		(107,175)	Actuarial (gains) / losses on pensions assets / liabilities			(340,548)
		-	Other gains / losses required to be included in the Comprehensive Income and Expenditure Statement			-
		-	Share of other comprehensive income and Expenditure of Subsidiaries			-
		(118,831)	Other Comprehensive Income and Expenditure			(361,161)
		(146,348)	Total Comprehensive Income and Expenditure			(346,795)

GROUP BALANCE SHEET AS AT 31 MARCH 2023

Restated

Total 2021/22		Notes	Total 2022/23
£'000			£'000
401,223	Property, Plant and Equipment	5	449,239
151,210	Property, Plant and Equipment - Infrastructure	5	147,456
17,362	Heritage Assets		19,451
12,530	Investment Property		15,812
196	Long Term Investments		11,279
27,216	Long Term Debtors		27,494
609,737	Long Term Assets		670,731
56,294	Short Term Investments		20,294
742	Assets Held for Sale		314
1,305	Inventories		575
76,179	Short Term Debtors	8	79,390
131	Deferred Tax Asset		176
7,293	Cash and Cash Equivalents	10	23,167
141,944	Current Assets		123,916
(5,049)	Short Term Borrowing		(5,012)
(72,987)	Short Term Creditors	9	(69,112)
(6,514)	Short Term Provisions	11	(10,885)
(13,169)	Other Short Term Liabilities		(2,748)
(97,719)	Current Liabilities		(87,757)
(17,251)	Long Term Creditors	7	(23,446)
(6,862)	Long Term Provisions	11	(6,656)
(136,058)	Long Term Borrowing		(132,156)
(403,203)	Pension Liability		(96,144)
(33,649)	Other Long Term Liabilities		(44,653)
-	Deferred tax liability		-
(597,022)	Long Term Liabilities		(303,056)
56,940	Net Assets		403,834
(151,852)	Usable Reserves		(137,312)
94,911	Unusable Reserves	16	(266,524)
(56,940)	Total Reserves		(403,834)

GROUP MOVEMENTS IN RESERVE STATEMENT FOR YEAR ENDING 31 MARCH 2023

	Council Fund Balance	Earmarked General Fund Reserves	Capital Receipts Reserve	Total Usable Reserves	Unusable Reserves	Total Reserves
GROUP	£'000	£'000	£'000	£'000	£'000	£'000
Restated						
Balance at the 31 Mar 2021 carried forward	(6,500)	(95,018)	(6,753)	(108,271)	197,620	89,349
Movement in reserves during 2021/22 (Surplus) / deficit on the provision of services	(26,540)	-	-	(26,540)	(977)	(27,517)
Other comprehensive Income and Expenditure	-	-	-	-	(118,831)	(118,831)
Total Comprehensive Income and Expenditure	26,540	-	-	(26,540)	(119,808)	(146,348)
Adjustments between accounting basis and funding basis under regulations	(14,401)	-	(2,637)	(17,038)	17,097	59
Net Increase / Decrease before Transfers to Earmarked Reserves	(40,941)	-	(2,637)	(43,578)	(102,711)	(146,289)
Transfer to/ from Earmarked Reserves	40,945	(40,945)	-	-	-	-
(Increase) / Decrease in 2021/22	4	(40,945)	(2,637)	(43,578)	(102,711)	(146,289)
Balance at the 31 Mar 2022 carried forward	(6,500)	(135,963)	(9,390)	(151,849)	94,909	(56,940)
Balance at the 31 Mar 2022 carried forward	(6,500)	(135,963)	(9,390)	(151,849)	94,909	(56,940)
Movement in reserves during 2022/23 (Surplus) / deficit on the provision of services	15,386	-	-	15,386	(1,020)	14,366
Other comprehensive Income and Expenditure	-	-	-	-	(361,260)	(361,260)
Total Comprehensive Income and Expenditure	15,386	-	-	15,386	(362,280)	(346,894)
Adjustments between accounting basis and funding basis under regulations	(406)	-	(440)	(846)	846	-
Net (Increase) / Decrease before Transfers to Earmarked Reserves	14,980	-	(440)	14,540	(361,434)	(346,894)
Transfer to/ from Earmarked Reserves	(14,980)	14,980	-	-	-	-
(Increase) / Decrease in 2022/23	-	14,980	(440)	14,540	(361,434)	(346,894)
Balance at the 31 Mar 2023 carried forward	(6,500)	(120,983)	(9,830)	(137,311)	(266,524)	(403,834)

GROUP CASH FLOW STATEMENT FOR YEAR ENDING 31 MARCH 2023

Total 2021/22 £'000		Note	Total 2022/23 £'000
(27,516)	Net (surplus) / deficit on the provision of services as shown on the Comprehensive Income and Expenditure Statement		14,367
(70,549)	Adjustments to net surplus or deficit on the provision of services for non-cash movements	12	(58,751)
41,011	Adjustments for items included in the net surplus or deficit on the provision of services that are investing and financing activities	12	18,032
(57,054)	Net cash flows from Operating Activities		(26,352)
54,437	Investing Activities	13	13,807
6,785	Financing Activities	14	(3,328)
4,168	Net (increase) or decrease in cash and cash equivalents		(15,873)
11,462	Cash and cash equivalents at the beginning of the reporting period	10	7,293
7,293	Cash and cash equivalents at the end of the reporting period	10	23,167

Group Accounts

Statement of Accounts 2022/23

Newport City Council

The notes to the Council's Core Financial statements apply also to the Group Accounts with the following additions and exceptions.

1 REMUNERATION

The number of employees of the Council and its subsidiary whose remuneration is over £60,000 per annum is shown below.

	31-Mar-22	31-Mar-23
£155,000 - £159,999	-	2
£130,000 - £134,999	1	-
£125,000 - £129,999	-	1
£115,000 - £119,999	-	2
£110,000 - £114,999	1	2
£105,000 - £109,999	3	2
£100,000 - £104,999	2	3
£ 95,000 - £ 99,999	2	1
£ 90,000 - £ 94,999	1	3
£ 85,000 - £ 89,999	3	7
£ 80,000 - £ 84,999	10	8
£ 75,000 - £ 79,999	13	13
£ 70,000 - £ 74,999	14	16
£ 65,000 - £ 69,999	20	19
£ 60,000 - £ 64,999	24	47
Total	94	126

Further information regarding the remuneration of the employees of Newport Transport is contained within the company's 2022/23 Financial Statements.

The disclosure for Members allowances is the same as for the single entity accounts.

2 RELATED PARTY DISCLOSURE

Related party transactions and balances of the group are as contained in Note 36 to the single entity financial statements.

3 EXTERNAL AUDIT COSTS

In 2022/23 the following fees were paid by the council and its subsidiary in respect of audit and inspection.

	31-Mar-22	31-Mar-23
	£'000	£'000
Fees payable with regard to external audit of accounts	213	244
Fees payable in respect of local government measure	106	112
Fees payable for the certification of grant claims and returns for the year	57	61
Fees payable for other financial audit work	1	1
Total	377	419

4 LEASES

Operating leases

The Group has acquired some of its buildings and fleet by operating leases. Newport Transport also has commitments under non-cancellable operating leases. The minimum lease payments due under non-cancellable leases in future years for the Group are:

	31-Mar-22	31-Mar-23
	£'000	£'000
Not later than one year	1,952	2,628
Later than one year and not later than five years	6,186	7,813
Later than five years	11,264	15,406
	19,402	25,847

Finance Leases

Both the Council and Newport Transport have acquired a number of vehicles and equipment under finance leases. The assets acquired under these leases are included in Property Plant and Equipment in the balance sheet at the following net amounts as these are cancellable:

	31-Mar-22	31-Mar-23
	£'000	£'000
Vehicle, Plant, Furniture	725	725
Equipment	245	245
	970	970

Both the Council and Newport Transport are committed to making minimum payments under these leases comprising settlement of the long-term liability for the interest in the property acquired by the Council and finance costs that will be payable by the Council in future years while the liability remains outstanding. The minimum lease payments are made up of the following amounts:

	31-Mar-22	31-Mar-23
	£'000	£'000
Finance lease liabilities (net present value of minimum lease payments)		
- current	134	35
- non-current	136	101
Finance costs payable in future years	19	12
Minimum lease payments	289	148

The minimum lease payments will be payable over the following periods:

	Minimum Lease Payments		Finance Lease Liabilities	
	31-Mar-22	31-Mar-23	31-Mar-22	31-Mar-23
	£'000	£'000	£'000	£'000
Not later than one year	153	47	134	35
Later than one year and not later than five years	136	101	136	101
	289	148	270	136

Group Accounts

Statement of Accounts 2022/23

Newport City Council

5 PROPERTY, PLANT & EQUIPMENT

2022/23	Other Land & Buildings	Vehicles, Plant & Equipment	Community Assets	Surplus Assets	Assets Under Construction	Total Property, Plant and Equipment	PFI Assets within PPE
	£'000	£'000	£'000	£'000	£'000	£'000	£'000
Cost or Valuation							
At 1 April 2022	363,036	48,883	252	6,424	30,247	448,841	69,579
Additions	11,275	3,138	250	1	36,293	50,957	5
Donations	-	-	-	-	-	-	-
Re-classification	(3,563)	3,638	54	5,200	(4,173)	1,156	-
Revaluations	28,493	-	8	(7,202)	-	21,299	561
Impairments	(9,988)	(37)	(250)	(1)	-	(10,276)	(5)
Disposals	(213)	(11,367)	-	-	(2)	(11,582)	-
At 31 March 2023	389,040	44,255	314	4,422	62,365	500,395	70,140
Accumulated Depreciation and Impairment							
At 1 April 2022	(16,889)	(30,714)	-	-	(14)	(47,617)	(24,511)
Depreciation Charge in Year	(13,672)	(4,379)	-	-	-	(18,051)	(1,785)
Re-classification	2,762	-	-	-	(471)	2,291	-
Revaluation Impact	873	-	-	-	14	887	-
Disposals	29	11,306	-	-	-	11,335	-
At 31 March 2023	(26,897)	(23,787)	-	-	(471)	(51,155)	(26,296)
Net Book Value							
At 1 April 2022	346,147	18,169	252	6,424	30,233	401,224	45,068
At 31 March 2023	362,142	20,468	314	4,422	61,894	449,240	43,844
Restated							
2021/22	Other Land & Buildings	Vehicles, Plant & Equipment	Community Assets	Surplus Assets	Assets Under Construction	Total Property, Plant and Equipment	PFI Assets within PPE
	£'000	£'000	£'000	£'000	£'000	£'000	£'000
Cost or Valuation							
At 1 April 2021	352,417	58,508	179	2,636	4,826	418,566	67,720
Additions	5,714	5,021	222	0	28,891	39,849	1,504
Donations	-	-	-	-	-	-	-
Re-classification	993	275	9	1,851	(3,470)	(341)	-
Revaluations	7,821	-	-	1,936	-	9,757	355
Impairments	(3,590)	(54)	(158)	(0)	-	(3,802)	-
Disposals	(320)	(14,867)	-	-	-	(15,187)	-
At 31 March 2022	363,036	48,883	252	6,424	30,247	448,841	69,579
Accumulated Depreciation and Impairment							
At 1 April 2021	(8,346)	(41,495)	-	-	-	(49,841)	(22,802)
Depreciation Charge in Year	(12,851)	(3,991)	-	-	-	(16,842)	(1,709)
Re-classification	418	-	-	-	(14)	404	-
Revaluation Impact	3,817	-	-	-	-	3,817	-
Disposals	73	14,772	-	-	-	14,845	-
At 31 March 2022	(16,889)	(30,714)	-	-	(14)	(47,617)	(24,511)
Net Book Value							
At 1 April 2021	344,071	17,013	179	2,636	4,826	368,725	44,918
At 31 March 2022	346,147	18,169	252	6,424	30,233	401,224	45,068

Infrastructure Assets

Group Accounts

Statement of Accounts 2022/23

Newport City Council

	2021-22	2022-23
Net Book Value at 1 April	147,597	151,210
Additions	10,004	5,341
Disposals	(87)	(2,296)
Depreciation	(7,115)	(5,896)
Impairment	(104)	(728)
Other movements in Cost	915	(175)
Net Book Value at 31 March	151,210	147,456

In accordance with the Temporary Relief offered by the Update to the Code on infrastructure assets this note does not include disclosure of gross cost and accumulated depreciation for infrastructure assets because historical reporting practices and resultant information deficits mean that this would not faithfully represent the asset position to the users of the financial statements.

The authority has chosen not to disclose this information as the previously reported practices and resultant information deficits mean that gross cost and accumulated depreciation are not measured accurately and would not provide the basis for the users of the financial statements to take economic or other decisions relating to infrastructure assets.

The authority has determined in accordance with Regulation 24L Wales of the Local Authorities (Capital Finance and Accounting) (Wales) Regulations 2003 (as amended) that the carrying amounts to be derecognised for infrastructure assets when there is replacement expenditure is nil.

6 FINANCIAL INSTRUMENTS

Newport Transport only enters in basic financial instruments transactions that result in the recognition of financial assets and liabilities like trade and other accounts receivable and payables, loans from banks and other third parties, loans to related parties and investments in non-puttable ordinary shares.

7 LONG TERM CREDITORS

	Restated 31-Mar-22	31-Mar-23
	£'000	£'000
Other long term creditors	(17,251)	(23,446)
	<u>(17,251)</u>	<u>(23,446)</u>

In addition to the financial instruments disclosures in the single entity accounts it should be noted, on consolidation, the Council's shareholding in Newport Transport ceases to be a financial instrument, as the consolidation balance sheet includes the net assets of the subsidiary and their corresponding net worth. The increase in the fair value is eliminated in the consolidation process.

8 DEBTORS

Group Accounts

Statement of Accounts 2022/23

Newport City Council

	Restated 31-Mar-22			31-Mar-23		
	Gross £'000	Provision £'000	Net £'000	Gross £'000	Provision £'000	Net £'000
General	19,119	(6,517)	12,602	22,661	(4,913)	17,748
Council tax payers	9,877	(6,365)	3,512	10,795	(7,156)	3,639
NHS bodies	2,444	-	2,444	4,380	-	4,380
Central government bodies *	53,774	-	53,774	49,235	-	49,235
Other local authorities	3,847	-	3,847	4,389	-	4,389
	89,061	(12,882)	76,179	91,460	(12,069)	79,391

9 CREDITORS

	Restated	
	31-Mar-22 £'000	31-Mar-23 £'000
General	(44,889)	(41,715)
Central government bodies	(14,055)	(13,282)
Prepayments of council tax	(1,449)	(1,604)
NHS bodies	(583)	(395)
Other local authorities	(12,011)	(12,115)
	(72,987)	(69,111)

10 CASH AND CASH EQUIVALENTS

The balance of Cash and Cash equivalents is made up of the following elements;

	Restated	
	31-Mar-22 £'000	31-Mar-23 £'000
Cash held by the authority	9,760	23,760
Bank Current accounts	(2,467)	(593)
Total Cash and Cash Equivalents	7,293	23,167

Group Accounts

Statement of Accounts 2022/23

Newport City Council

11 PROVISIONS

	31-Mar-22	Unused amounts reversed	Amounts used	Further provisions	31-Mar-23
	£'000	£'000	£'000	£'000	£'000
<i>Current Provisions</i>					
Accumulated absence provision	(2,958)	2,958	-	(5,187)	(5,187)
Insurance / MMI Provision	(2,304)	-	1,009	(11)	(1,306)
Energy Provision	(30)	-	-	-	(30)
Health & Safety Fine	(1,100)	-	-	-	(1,100)
Overpaid Court Fees reimbursement	(122)	-	-	-	(122)
Newport City Homes	-	-	-	(3,140)	(3,140)
Other	-	-	-	(196)	(196)
	(6,514)	2,958	1,009	(8,534)	(11,081)
<i>Long Term Provisions</i>					
Landfill Capping	(6,620)	-	535	(104)	(6,189)
Other	(242)	-	-	(29)	(271)
	(6,862)	-	535	(133)	(6,460)

12 CASH FLOW STATEMENT - OPERATING ACTIVITIES

The cash flows for operating activities include the following items:

	Restated 31-Mar-22	31-Mar-23
	£'000	£'000
Interest received	(21)	(1,104)
Interest paid	11,126	11,207
Loss on disposal of tangible assets	13	(89)
Taxation	(125)	321
	10,993	10,335

The surplus or deficit on the provision of services has been adjusted for the following non-cash movements:

	Restated 31-Mar-22	31-Mar-23
	£'000	£'000
Depreciation	(23,626)	(23,947)
Impairment and downward valuations	(1,872)	(6,532)
(Increase) / Decrease in creditors	(21,636)	(3,497)
Increase / (Decrease) in debtors	9,458	1,441
Increase / (Decrease) in stock	829	(730)
Pensions liability	(35,262)	(33,490)
Carrying amount of non-current assets sold	(2,922)	(1,531)
Other non cash adjustments	4,482	9,534
	(70,549)	(58,752)

Group Accounts

Statement of Accounts 2022/23

Newport City Council

The surplus or deficit on the provision of services has been adjusted for the following items that are investing and financing activities:

	Restated 31-Mar-22 £'000	31-Mar-23 £'000
Proceeds from short-term (not considered to be cash equivalents) and long-term investments (includes investments in associates, joint ventures and subsidiaries)	-	(36,000)
Proceeds from the sale of property, plant and equipment, investment property and intangible assets	2,655	440
Any other items for which the cash effects are investing or financing cash flows	38,356	53,592
Net cash flows from Operating activities	41,011	18,032

13 CASH FLOW STATEMENT – INVESTING ACTIVITIES

	Restated 31-Mar-22 £'000	31-Mar-23 £'000
Purchase of property, plant and equipment, investment property and intangible assets	46,209	54,501
Purchase of short-term and long-term investments	41,000	11,083
Proceeds from the sale of property, plant and equipment, investment property and intangible assets	(2,725)	(592)
Other receipts from investing activities	(30,047)	(51,185)
Net cash flows from investing activities	54,437	13,807

14 CASH FLOW STATEMENT - FINANCING ACTIVITIES

	Restated 31-Mar-22 £'000	31-Mar-23 £'000
Cash receipts of short- and long-term borrowing	545	(4,681)
Cash payments for the reduction of the outstanding liabilities relating to finance leases and on-balance sheet PFI contracts	1,079	2,426
Repayments of short- and long-term borrowing	10,456	8,551
Government Grant Income	(5,295)	(9,625)
Net cash flows from financing activities	6,785	(3,328)

Group Accounts

Statement of Accounts 2022/23

Newport City Council

15 TAXATION

Factors affecting tax charge for the year

The tax assessed for the year is higher than (2022 - higher than) the standard rate of corporation tax in the UK of 19% (2022 - 19%). The differences are explained below:

	Restated 31-Mar-22	31-Mar-23
	£'000	£'000
Profit / (Loss) on Ordinary Activities before Tax	851	1,341
Profit / (Loss) on ordinary activities multiplied by standard rate of corporation tax in the UK of 19% (2022 - 19%)	162	255
Effects of:		
Expenses not deductible for tax purposes, other than goodwill amortisation and impairment	11	8
Capital allowances for year in excess of depreciation	13	16
Changes in deferred tax rate	(30)	88
Adjustments to tax charge in respect of prior periods	-	-
Rate difference regarding other comprehensive income	-	-
Deferred tax not recognised	(281)	(45)
Other timing differences leading to an increase (decrease) in taxation	-	-
Changes in provisions leading to an increase (decrease) in the tax charge	-	-
Total tax charge for the year	(125)	322

16 UN-USABLE RESERVES

	Restated 31-Mar-22	31-Mar-23
	£'000	£'000
Profit and loss - Newport Transport	(2,460)	(3,484)
Revaluation Reserve - Newport Transport	(1,227)	(1,321)
Revaluation Reserve - Newport City Council	(208,222)	(221,569)
Capital Adjustment Account	(95,989)	(136,914)
Financial Instruments Adjustment Account	1,045	954
Deferred Capital Receipt Reserve	(21)	(21)
Pensions Reserve	403,202	96,144
Accumulated Absence Account	2,958	5,187
Cardiff City Region Aggregated Un-useable Reserves (NCC share)	(4,371)	(5,495)
	94,916	(266,519)

Glossary of Accounting Related Terminology

Statement of Accounts 2021/22

Newport City Council

GLOSSARY OF TERMS

- **Accruals Basis**
The accruals principle is that income is recorded when it is earned rather than when it is received, and expenses are recorded when goods or services are received rather than when the payment is made.
- **Actuarial Gains and Losses Re-measurement of Net Defined Benefit Liability**
Actuaries assess financial and non-financial information provided by the Council to project levels of future pension fund requirements. Changes in actuarial deficits or surpluses can arise leading to a loss or gain because events have not coincided with the actuarial assumptions made for the last valuation and the actuarial assumptions have changed.
- **Agency Services**
These are services that are performed by or for another Council or public body, where the principal (the Council responsible for the service) reimburses the agent (the Council carrying out the work) for the costs of the work.
- **Appointed Auditors**
The Audit Commission appoints external auditors to every Local Council, from one of the major providers of registered auditors. The Welsh Audit Office is the Council's appointed Auditor.
- **Authorised Limit**
This represents the legislative limit on the Council's external debt under the Local Government Act 2003.
- **Balances**
The balances of the Council represent the accumulated surplus of income over expenditure on any of the Funds.
- **Capital Adjustment Account**
The Account accumulates (on the debit side) the write-down of the historical cost of Property, Plant and Equipment as they are consumed by depreciation and impairments or written off on disposal. It accumulates (on the credit side) the resources that have been set aside to finance capital expenditure. The same process applies to capital expenditure that is only capital by statutory definition (revenue expenditure funded by capital under statute). The balance on the account thus represents timing differences between the amount of the historical cost of non-current assets that has been consumed and the amount that has been financed in accordance with statutory requirements.
- **Capital Expenditure**
This is expenditure on the acquisition of property, plant and equipment, or expenditure, which adds to, and not merely maintains, the value of an existing non-current assets.
- **Capital Financing Charges**
This is the annual charge to the revenue account in respect of interest and principal repayments and payments of borrowed money, together with leasing rentals.
- **Capital Receipts**
Income received from the sale of land or other capital assets, a proportion of which may be used to finance new capital expenditure, subject to the provisions contained within the Local Government Act 2003.

Glossary of Accounting Related Terminology

Statement of Accounts 2021/22

Newport City Council

- **Carrying Amount**
The Balance Sheet value recorded of either an asset or a liability.
- **Chartered Institute of Public Finance and Accountancy (CIPFA)**
CIPFA is the leading professional accountancy body for public services.
- **Community Assets**
This is a category of Property, Plant and Equipment that the Council intends to hold in perpetuity which have no determinable finite useful life and, in addition, may have restrictions on their disposal. Examples include parks and historical buildings not used for operational purposes.
- **Contingency**
This is money set aside in the budget to meet the cost of unforeseen items of expenditure, or shortfalls in income, and to provide for inflation where this is not included in individual budgets.
- **Contingent Liabilities or Assets**
These are amounts potentially due to or from individuals or organisations which may arise in the future but which at this time cannot be determined accurately, and for which provision has not been made in the Council's Statement of Accounts.
- **Council Tax Requirement**
This is the estimated revenue expenditure on General Fund services that needs to be financed from the Council Tax after deducting income from fees and charges, certain specific grants and any funding from reserves.
- **Creditors**
Amounts owed by the Council for work done, goods received or services rendered, for which payment has not been made at the date of the balance sheet.
- **Current Service Cost**
Current Service Cost is the increase in the present value of a defined benefit pension scheme's liabilities expected to arise from employee service in the current period, i.e. the ultimate pension benefits "earned" by employees in the current year's employment.
- **Debtors**
These are sums of money due to the Council that have not been received at the date of the Balance Sheet.
- **Deferred Capital Receipts**
These represent capital income still to be received after disposals have taken place and wholly consists of principal outstanding from the sale of council houses.
- **Depreciation**
This is the measure of the wearing out, consumption, or other reduction in the useful economic life of Property, Plant and Equipment.
- **Derecognition**
Financial assets and liabilities will need to be removed from the Balance Sheet once performance under the contract is complete or the contract is terminated.

Glossary of Accounting Related Terminology

Statement of Accounts 2021/22

Newport City Council

- **Discounts**

Discounts represent the outstanding discount received on the premature repayment of Public Works Loan Board loans. In line with the requirements of the Code, gains arising from the repurchase or early settlement of borrowing have been written back to revenue. However, where the repurchase or borrowing was coupled with a refinancing or restructuring of borrowing with substantially the same overall economic effect when viewed as a whole, gains have been recognised over the life of the replacement loan.

- **Earmarked Reserves**

The Council holds a number of reserves earmarked to be used to meet specific, known or predicted future expenditure.

- **External Audit**

The independent examination of the activities and accounts of Local Authorities to ensure the Statement of Accounts have been prepared in accordance with legislative requirements and proper practices and to ensure the Council has made proper arrangements to secure value for money in its use of resources.

- **Fair Value**

Fair value is the price at which an asset could be exchanged in an arm's length transaction, less any grants receivable towards the purchase or use of the asset.

- **Financial Regulations**

These are the written code of procedures approved by the Council, intended to provide a framework for proper financial management. Financial regulations usually set out rules on accounting, audit, administrative and budgeting procedures.

- **Housing Benefit**

This is an allowance to persons on low income (or none) to meet, in whole or part, their rent. Benefit is allowed or paid by Local Authorities but Central Government refunds part of the cost of the benefits and of the running costs of the services to Local Authorities. Benefits paid to the Council's own tenants are known as rent rebate and that paid to private tenants as rent allowance.

- **Impairment**

A reduction in the value of a non-current asset below its value brought forward in the Balance Sheet. Examples of factors which may cause such a reduction in value include general price decreases, a significant decline in a non-current asset's market value and evidence of obsolescence or physical damage to the asset.

- **Infrastructure Assets**

A category of Property, Plant and Equipment which generally cannot be sold and from which benefit can be obtained only by continued use of the asset created. Examples of such assets are highways, footpaths, bridges and water and drainage facilities.

- **International Financial Reporting Standard (IFRS)**

These are the defined Accounting Standards that must be applied by all reporting entities to all Statement of Accounts in order to provide a true and fair view of the entity's financial position, and a standardised method of comparison with Statement of Accounts of the other entities.

- **Joint Venture**

A Joint Venture is an arrangement under which two or more parties have contractually agreed to share control, such that decisions about the activities of the arrangement are given unanimous consent from all parties.

Glossary of Accounting Related Terminology

Statement of Accounts 2021/22

Newport City Council

- **Lender Option Borrower Option (LOBO)**
A LOBO is a type of loan instrument. The borrower borrows a principal sum for the duration of the loan period (typically 20 to 50 years), initially at a fixed interest rate. Periodically (typically every six months to 3 years), the lender has the ability to alter the interest rate. Should the lender make this offer, the borrower then has the option to continue with the instrument at the new rate or alternatively to terminate the agreement and pay back the principal sum with no other penalty.
- **Liabilities**
These are amounts due to individuals or organisations which will have to be paid at some time in the future. Current liabilities are usually payable within one year of the Balance Sheet date.
- **Materiality**
An item would be considered material to the Statement of Accounts if, through its omission or non-disclosure, the Statement of Accounts would no longer show a true and fair view.
- **Minimum Revenue Provision (MRP)**
MRP is the minimum amount which must be charged to a Council's revenue account each year and set aside as a provision for credit liabilities, as required by the Local Government and Housing Act 1989. Net debt is the Council's borrowings less cash and liquid resources.
- **Precept**
The amount levied by various Authorities that is collected by the Council on their behalf.
- **Premiums**
These are discounts that have arisen following the early redemption of long term debt, which are written down over the lifetime of replacement loans where applicable.
- **Prior Period Adjustments**
These are material adjustments which are applicable to an earlier period arising from changes in accounting policies or for the correction of fundamental errors.
- **Private Finance Initiative (PFI)**
A Central Government initiative which aims to increase the level of funding available for public services by attracting private sources of finance. The PFI is supported by a number of incentives to encourage Authorities' participation.
- **Public Works Loan Board (PWLB)**
An arm of Central Government which is the major provider of loans to finance long term funding requirements for Local Authorities
- **Related Parties**
Related parties are Central Government, other Local Authorities, precepting and levying bodies, subsidiary and associated companies, Elected Members, all senior officers from Director and above and the Pension Fund. For individuals identified as related parties, the following are also presumed to be related parties:
 - members of the close family, or the same household; and
 - partnerships, companies, trusts or other entities in which the individual, or member of their close family or the same household, has a controlling interest.
- **Reporting Standards**

Glossary of Accounting Related Terminology

Statement of Accounts 2021/22

Newport City Council

The Code of Practice prescribes the accounting treatment and disclosures for all normal transactions of a Local Council. It is based on International Financial Reporting Standards (IFRS), International Accounting Standards (IAS) and International Financial Reporting Interpretations Committee (IFRIC) plus UK Generally Accepted Accounting Practice (GAAP) and Financial Reporting Standards (FRS).

- **Revaluation Reserve**

The Reserve records the accumulated gains on the non-current assets held by the Council arising from increases in value as a result of inflation or other factors (to the extent that these gains have not been consumed by subsequent downward movements in value).

- **Service Reporting Code of Practice (SERCOP)**

Prepared and published by CIPFA, the Service Reporting Code of Practice (SERCOP) is reviewed annually to ensure that it develops in line with the needs of modern Local Government, Transparency, Best Value and public services reform. SERCOP establishes proper practices with regard to consistent financial reporting for services in England and Wales, it is given legislative backing by regulations which identify the accounting practices it propounds as proper practices under the Local Government Act 2003.

- **Treasury Management**

This is the process by which the Council controls its cash flow and its borrowing and lending activities.

- **Trust Funds**

These are funds administered by the Council on behalf of charitable organisations and/or specific organisations.

- **Unsupported (Prudential) Borrowing**

This is borrowing for which no financial support is provided by Central Government. The borrowing costs are to be met from current revenue budgets.

Glossary of Acronyms

Statement of Accounts 2021/22

Newport City Council

CAA	Capital Adjustment Account
CERA	Capital Expenditure charged to Revenue Account
CFA	Capital Financing Account
CIPFA	Chartered Institute of Public Finance & Accountancy
Code	CIPFA Code of Recommended Accounting Practice
EIB	European Investment Bank
ERDF	European Regional Development Fund
ERV	Estimated Rental Value
FRS	Financial Reporting Standards
GAAP	Generally Accepted Accounting Practice
GAVO	Gwent Association of Voluntary Organisations
IAS	International Accounting Standard
IFRIC	International Financial Reporting Interpretations Committee
IFRS	International Financial Reporting Standard
LASAAC	Local Authority (Scotland) Accounts Advisory Committee
LMS	Local Management of Schools
LOBO	Lender Option Borrower Option
MRP	Minimum Revenue Provision
NCA	Notional Credit Approval
NNDR	National Non-Domestic Rates
NPV	Net Present Value
NRV	Net Realisable Value
PFI	Private Finance Initiative
PWLB	Public Works Loan Board
RICS	Royal Institute of Chartered Surveyors
RSG	Revenue Support Grant
SERCOP	Service Reporting Code of Practice
SEWREC	South East Wales Racial Equality Council
TTF	Treasury Task Force
WIP	Work In Progress
WRA	Welsh Revenue Authority

Further information about the Statement of Accounts is available from:

Head of Finance
Civic Centre
Newport
South Wales
NP20 4UR

This is part of the Council's policy of providing full information about the Council's affairs. In addition, interested members of the public have a statutory right to inspect the Statement of Accounts before the audit is completed. The availability of the Statement of Accounts for inspection is advertised in the local press, as is the notice of completion of the audit.

Mae'r dudalen hon yn wag yn

Audit of Accounts Report – Newport City Council and Newport City Council Group

Audit year: 2022-23

Date issued: November 2023

Document reference: 3911A2023

This document has been prepared as part of work performed in accordance with statutory functions.

In the event of receiving a request for information to which this document may be relevant, attention is drawn to the Code of Practice issued under section 45 of the Freedom of Information Act 2000. The section 45 code sets out the practice in the handling of requests that is expected of public authorities, including consultation with relevant third parties. In relation to this document, the Auditor General for Wales and the Wales Audit Office are relevant third parties. Any enquiries regarding disclosure or re-use of this document should be sent to the Wales Audit Office at infoofficer@audit.wales.

We welcome correspondence and telephone calls in Welsh and English. Corresponding in Welsh will not lead to delay. Rydym yn croesawu gohebiaeth a galwadau ffôn yn Gymraeg a Saesneg. Ni fydd gohebu yn Gymraeg yn arwain at oedi.

Contents

We intend to issue an unqualified audit report on your 2022-23 Statement of Accounts. There are some matters to report to you prior to their approval.

Audit of Accounts Report

Introduction	4
Proposed audit opinion	4
Significant issues arising from the audit	5
Recommendations	7

Appendices

Appendix 1 – Final Letter of Representation	8
Appendix 2 – Proposed Audit Report	11
Appendix 3 – Summary of Corrections Made	16
Appendix 4 – Recommendations	20

Audit of Accounts Report

Introduction

- 1 We summarise the main findings from our audit of your 2022-23 Statement of Accounts in this report.
- 2 We have already discussed these issues with the Head of Finance/Section 151 Officer.
- 3 Auditors can never give complete assurance that accounts are correctly stated. Instead, we work to a level of 'materiality'. This level of materiality is set to try to identify and correct misstatements that might otherwise cause a user of the accounts into being misled.
- 4 We set this level at £5.9 million for this year's accounts audit of Newport City Council, and £6.1 million for the audit of Newport City Council Group.
- 5 There are some areas of the accounts that may be of more importance to the reader and we have set a lower materiality level for these, as follows:
 - Related Party transactions (with Members) £100,000
 - Related Party transactions (with Officers) £5,000
 - Senior officer remuneration £1,000
- 6 We have now substantially completed this year's audit work.
- 7 In our professional view, we have complied with the ethical standards that apply to our work, remain independent of yourselves, and our objectivity has not been compromised in any way. There are no relationships between ourselves and yourselves that we believe could undermine our objectivity and independence.
- 8 The timeline of the audit is set out in **Exhibit 1** below:

Exhibit 1: audit timetable

Timetable	<ul style="list-style-type: none">• We received the draft accounts on 30 June 2023.• The Welsh Government set out its expectation for Local Government Statements of Accounts for 2022-23 to be audited by 31 December 2023.• We expect your audit certificate to be signed by the Auditor General on 28 November 2023.
------------------	---

Proposed audit opinion

- 9 We intend to issue an unqualified audit opinion on this year's accounts once you have provided us with a Letter of Representation based on that set out in **Appendix 1**.

- 10 We issue a 'qualified' audit opinion where we have material concerns about some aspects of your accounts; otherwise we issue an unqualified opinion.
- 11 The Letter of Representation contains certain confirmations we are required to obtain from you under auditing standards along with confirmation of other specific information you have provided to us during our audit.
- 12 Our proposed audit report is set out in **Appendix 2**.

Significant issues arising from the audit

Uncorrected misstatements

- 13 There is one misstatement identified in the draft Statement of Accounts, which remains uncorrected. Details of this misstatement are set out below.

Overstatement of Depreciated Replacement Cost asset valuations (£1.7 million)

The Council normally values its property asset portfolio every five years on a rolling basis, in line with CIPFA's Code (the Code). However, the Code also requires Councils to verify that there have been no material movements in the value of assets between valuations.

Given recent inflationary pressures, assets valued under the depreciated replacement cost method would likely be subject to material increases in value during 2022-23. Consequently, the Council (in line with many other Councils in Wales) has undertaken an exercise to uplift the value of affected assets in 2022-23 using appropriate industry indices.

We are satisfied that the Council's approach to calculate these uplifts in value is reasonable and in line with Code requirements. However, some incorrect figures were included in working papers which led to the calculations being overstated by £1.7 million this year. The Council has opted not to correct this misstatement given the volume and complexity of accounting entries required and the resulting impacts on supporting notes to the accounts.

This amount is comfortably below our materiality threshold and so our audit opinion is unaffected. As this is currently an annual exercise, this misstatement should also be corrected once uplifts for 2023-24 are calculated. Furthermore, the misstatement does not affect the general Council Fund balance as it relates only to an estimate of asset balances at year-end.

Corrected misstatements

- 14 There were other misstatements in the draft Statement of Accounts that have now been corrected by management. However, we believe that these should be drawn to your attention, and they are set out with explanations in **Appendix 3**.

Other significant issues arising from the audit

- 15 In the course of the audit, we consider a number of matters relating to the accounts and report any significant issues arising to you. There were some issues arising in these areas this year as shown in **Exhibit 2**:

Exhibit 2: significant issues arising from the audit

<p>Review of assets with zero Net Book Value</p>	<p>In our 2021-22 audit we identified £12.8 million of assets with a Net Book Value of zero remaining in the Council's draft accounts, despite no longer being in use. The Council corrected its final 2021-22 accounts in response to the issues raised in our audit and agreed to review such assets in detail in 2022-23 while preparing to implement a new financial ledger system.</p> <p>Our audit this year identified a further £2.6 million of assets that were no longer in use by the Council, and so needed to be removed from the 2022-23 accounts, as set out in Appendix 3.</p> <p>While we are satisfied that there is no material issue with the remaining nil-Net Book Value assets held in the 2022-23 accounts, we recommend that the Council continues to review these assets going forward to confirm that they remain in use.</p>	<p>See recommendation 1 (Appendix 4)</p>
<p>Liability to Newport City Homes relating to repair of the Duffryn District Heating System</p>	<p>During the audit, management confirmed a £3.1 million liability to Newport City Homes, arising from required repairs to a heating system (the Council agreed to contribute toward such costs at the time of the original housing stock transfer in 2009).</p> <p>At year-end there was uncertainty over the timing or amount of any liability, so a contingent liability was appropriately disclosed in the draft accounts. With the amount and timing of the liability now confirmed, it has been recognised as a provision in the final accounts.</p> <p>While we consider that this liability could more accurately be classified as a creditor rather than a provision, the amount is not material, the full liability has been correctly recognised in the 2022-23 accounts and the impact on the Council's year-end reserves position arising from this issue is appropriately recorded.</p>	<p>For information only</p>

Recommendations

- 16 The one recommendation arising from our audit is set out in **Appendix 4**. Management has responded to it and we will follow up progress during next year's audit. Where any actions are outstanding, we will continue to monitor progress and report it to you in next year's report.

Appendix 1

Final Letter of Representation

[Audited body's letterhead]

Auditor General for Wales
Wales Audit Office
1 Capital Quarter
Tyndall Street
Cardiff
CF10 4BZ

23 November 2023

Representations regarding the 2022-23 financial statements

This letter is provided in connection with your audit of the financial statements (including that part of the Remuneration Report that is subject to audit) of Newport City Council and Newport City Council Group for the year ended 31 March 2023 for the purpose of expressing an opinion on their truth and fairness and their proper preparation.

We confirm that to the best of our knowledge and belief, having made enquiries as we consider sufficient, we can make the following representations to you.

Management representations

Responsibilities

We have fulfilled our responsibilities for:

- the preparation of the financial statements in accordance with legislative requirements and the CIPFA Code of Practice on Local Authority Accounting in the United Kingdom 2022-23; in particular the financial statements give a true and fair view in accordance therewith; and
- the design, implementation, maintenance and review of internal control to prevent and detect fraud and error.

Information provided

We have provided you with:

- full access to:
 - all information of which we are aware that is relevant to the preparation of the financial statements such as books of account and supporting documentation, minutes of meetings and other matters;
 - additional information that you have requested from us for the purpose of the audit; and
 - unrestricted access to staff from whom you determined it necessary to obtain audit evidence.
- the results of our assessment of the risk that the financial statements may be materially misstated as a result of fraud;
- our knowledge of fraud or suspected fraud that we are aware of and that affects Newport City Council and Newport City Council Group and involves:
 - management;
 - employees who have significant roles in internal control; or
 - others where the fraud could have a material effect on the financial statements.
- our knowledge of any allegations of fraud, or suspected fraud, affecting the financial statements communicated by employees, former employees, regulators or others;
- our knowledge of all known instances of non-compliance or suspected non-compliance with laws and regulations whose effects should be considered when preparing the financial statements; and
- the identity of all related parties and all the related party relationships and transactions of which we are aware.

Financial statement representations

All transactions, assets and liabilities have been recorded in the accounting records and are reflected in the financial statements.

The methods, the data and the significant assumptions used in making accounting estimates, and their related disclosures are appropriate to achieve recognition, measurement or disclosure that is reasonable in the context of the applicable financial reporting framework.

Related party relationships and transactions have been appropriately accounted for and disclosed.

All events occurring subsequent to the reporting date which require adjustment or disclosure have been adjusted for or disclosed.

There are no material differences between the accounting policies of Newport City Council and Newport City Council Group.

All known actual or possible litigation and claims whose effects should be considered when preparing the financial statements have been disclosed to the auditor and accounted for and disclosed in accordance with the applicable financial reporting framework.

The financial statements are free of material misstatements, including omissions. The effects of uncorrected misstatements identified during the audit are immaterial, both individually and in the aggregate, to the financial statements taken as a whole. A summary is set out below:

Overstatement of Depreciated Replacement Cost asset valuations (£1.7 million)

This is an exercise that is undertaken annually to uplift the value of any asset valued under the depreciated replacement cost method. Whilst there has been some incorrect figures included with the working papers, leading to the overstatement of asset valuations by £1.7m, the Council's overall approach in calculating this uplift is within code requirements. The Council has decided to not correct this misstatement due to the volume of the accounting entries required and the subsequent impact on a number of other notes within the statement of accounts, the value is immaterial, and it has no impact on the general fund. As this exercise is also done annually, this will be corrected for the 23-24 statements.

Representations by the Governance and Audit Committee

We acknowledge that the representations made by management, above, have been discussed with us.

We acknowledge our responsibility for the preparation of true and fair financial statements in accordance with the applicable financial reporting framework. The financial statements were approved by the Governance and Audit Committee on 23 November 2023.

We confirm that we have taken all the steps that we ought to have taken in order to make ourselves aware of any relevant audit information and to establish that it has been communicated to you. We confirm that, as far as we are aware, there is no relevant audit information of which you are unaware.

Signed by:

Meirion Rushworth
Head of Finance/Section 151 Officer
Date: 23 November 2023

Signed by:

Gareth Chapman
Chair, Governance and Audit Committee
Date: 23 November 2023

Appendix 2

Proposed Audit Report

The report of the Auditor General for Wales to the members of Newport City Council

Opinion on financial statements

I have audited the financial statements of:

- Newport City Council; and
- Newport City Council Group

for the year ended 31 March 2023 under the Public Audit (Wales) Act 2004.

Newport City Council's financial statements comprise the Expenditure and Funding Analysis, the Movement in Reserves Statement, the Comprehensive Income and Expenditure Statement, the Balance Sheet, the Cash Flow Statement and the related notes, including the significant accounting policies.

Newport City Council Group's financial statements comprise the Group Movement in Reserves Statement, the Group Comprehensive Income and Expenditure Statement, the Group Balance Sheet, the Group Cash Flow Statement and the related notes, including the significant accounting policies.

The financial reporting framework that has been applied in their preparation is applicable law and UK adopted international accounting standards as interpreted and adapted by the Code of Practice on Local Authority Accounting in the United Kingdom 2022-23.

In my opinion, in all material respects, the financial statements:

- give a true and fair view of the financial position of Newport City Council and Newport City Council Group as at 31 March 2023 and of its income and expenditure for the year then ended; and
- have been properly prepared in accordance with legislative requirements and UK adopted international accounting standards as interpreted and adapted by the Code of Practice on Local Authority Accounting in the United Kingdom 2022-23.

Basis of opinion

I conducted my audit in accordance with applicable law and International Standards on Auditing in the UK (ISAs (UK)) and Practice Note 10 'Audit of Financial Statements of Public Sector Entities in the United Kingdom'. My responsibilities under those standards are further described in the auditor's responsibilities for the audit of the financial statements section of my report.

My staff and I are independent of the Council and the Group in accordance with the ethical requirements that are relevant to my audit of the financial statements in the UK including the Financial Reporting Council's Ethical Standard, and I have fulfilled my other

ethical responsibilities in accordance with these requirements. I believe that the audit evidence I have obtained is sufficient and appropriate to provide a basis for my opinion.

Conclusions relating to going concern

In auditing the financial statements, I have concluded that the use of the going concern basis of accounting in the preparation of the financial statements is appropriate.

Based on the work I have performed, I have not identified any material uncertainties relating to events or conditions that, individually or collectively, may cast significant doubt on the Council's and Group's ability to continue to adopt the going concern basis of accounting for a period of at least twelve months from when the financial statements are authorised for issue.

My responsibilities and the responsibilities of the responsible financial officer with respect to going concern are described in the relevant sections of this report.

Other information

The other information comprises the information included in the annual report other than the financial statements and my auditor's report thereon. The Responsible Financial Officer is responsible for the other information contained within the annual report. My opinion on the financial statements does not cover the other information and, except to the extent otherwise explicitly stated in my report, I do not express any form of assurance conclusion thereon.

My responsibility is to read the other information and, in doing so, consider whether the other information is materially inconsistent with the financial statements or knowledge obtained in the course of the audit, or otherwise appears to be materially misstated. If I identify such material inconsistencies or apparent material misstatements, I am required to determine whether this gives rise to a material misstatement in the financial statements themselves. If, based on the work I have performed, I conclude that there is a material misstatement of this other information, I am required to report that fact.

I have nothing to report in this regard.

Opinion on other matters

In my opinion, based on the work undertaken in the course of my audit:

- The information contained in the Narrative Report for the financial year for which the financial statements are prepared is consistent with the financial statements and is in accordance with the Code of Practice on Local Authority Accounting in the United Kingdom 2022-23.
- The information given in the Annual Governance Statement for the financial year for which the financial statements are prepared is consistent with the financial statements and is in accordance with guidance.

Matters on which I report by exception

In the light of the knowledge and understanding of the Council and the Group and its environment obtained in the course of the audit, I have not identified material misstatements in the Narrative Report or the Annual Governance Statement.

I have nothing to report in respect of the following matters, which I report to you, if, in my opinion:

- I have not received all the information and explanations I require for my audit;
- adequate accounting records have not been kept, or returns adequate for my audit have not been received from branches not visited by my team; or
- the financial statements are not in agreement with the accounting records and returns.

Responsibilities of the responsible financial officer for the financial statements

As explained more fully in the Statement of Responsibilities for the Statement of Accounts, the responsible financial officer is responsible for:

- the preparation of the statement of accounts, including Newport City Council Group's financial statements, which give a true and fair view and comply with proper practices;
- maintaining proper accounting records;
- internal controls as the responsible financial officer determines is necessary to enable the preparation of statements of accounts that are free from material misstatement, whether due to fraud or error; and
- assessing the Council's and the Group's ability to continue as a going concern, disclosing as applicable, matters related to going concern and using the going concern basis of accounting unless the responsible financial officer anticipates that the services provided by the Council and the Group will not continue to be provided in the future.

Auditor's responsibilities for the audit of the financial statements

My responsibility is to audit the financial statements in accordance with the Public Audit (Wales) Act 2004.

My objectives are to obtain reasonable assurance about whether the financial statements as a whole are free from material misstatement, whether due to fraud or error, and to issue an auditor's report that includes my opinion. Reasonable assurance is a high level of assurance but is not a guarantee that an audit conducted in accordance with ISAs (UK) will always detect a material misstatement when it exists. Misstatements can arise from fraud or error and are considered material if, individually or in the aggregate, they could reasonably be expected to influence the economic decisions of users taken on the basis of these financial statements.

Irregularities, including fraud, are instances of non-compliance with laws and regulations. I design procedures in line with my responsibilities, outlined above, to detect material misstatements in respect of irregularities, including fraud.

My procedures included the following:

- Enquiring of management, the Council's Chief Internal Auditor and those charged with governance, including obtaining and reviewing supporting documentation relating to the Council's and Group's policies and procedures concerned with:
 - identifying, evaluating and complying with laws and regulations and whether they were aware of any instances of non-compliance;
 - detecting and responding to the risks of fraud and whether they have knowledge of any actual, suspected or alleged fraud; and
 - the internal controls established to mitigate risks related to fraud or non-compliance with laws and regulations.
- Considering as an audit team how and where fraud might occur in the financial statements and any potential indicators of fraud.
- Obtaining an understanding of the Council's and the Group's framework of authority as well as other legal and regulatory frameworks that the Council and the Group operates in, focusing on those laws and regulations that had a direct effect on the financial statements or that had a fundamental effect on the operations of the Council and the Group.
- Obtaining an understanding of related party relationships.

In addition to the above, my procedures to respond to identified risks included the following:

- Reviewing the financial statement disclosures and testing to supporting documentation to assess compliance with relevant laws and regulations discussed above.
- Enquiring of management, the Governance and Audit Committee and legal advisors about actual and potential litigation and claims.
- Reading minutes of meetings of those charged with governance.
- In addressing the risk of fraud through management override of controls, testing the appropriateness of journal entries and other adjustments; assessing whether the judgements made in making accounting estimates are indicative of a potential bias; and evaluating the business rationale of any significant transactions that are unusual or outside the normal course of business.

I also communicated relevant identified laws and regulations and potential fraud risks to all audit team members and remained alert to any indications of fraud or non-compliance with laws and regulations throughout the audit.

The extent to which my procedures are capable of detecting irregularities, including fraud, is affected by the inherent difficulty in detecting irregularities, the effectiveness of the Council's and the Group's controls, and the nature, timing and extent of the audit procedures performed.

A further description of the auditor's responsibilities for the audit of the financial statements is located on the Financial Reporting Council's website www.frc.org.uk/auditorsresponsibilities. This description forms part of my auditor's report.

Other auditor's responsibilities

I communicate with those charged with governance regarding, among other matters, the planned scope and timing of the audit and significant audit findings, including any significant deficiencies in internal control that I identify during my audit.

Certificate of completion of audit

I certify that I have completed the audit of the accounts of Newport City Council and Newport City Council Group in accordance with the requirements of the Public Audit (Wales) Act 2004 and the Auditor General for Wales' Code of Audit Practice.

Adrian Crompton
Auditor General for Wales
28 November 2023

1 Capital Quarter
Tyndall Street
Cardiff, CF10 4BZ

Appendix 3

Summary of Corrections Made

During our audit, we identified the following misstatements that have been corrected by management, but which we consider should be drawn to your attention due to their relevance to your responsibilities over the financial reporting process. The three exhibits below show those corrections which:

- affect the Council's year-end reserve balances;
- do not affect the Council's year-end reserve balances; and
- relate to presentational or disclosure matters only.

Exhibit 3: corrections which affect the Council's year-end reserve balances

Area of correction	Nature of correction	Reason for correction
<p>Note 24 (Provisions): Inclusion of liability confirmed after year-end.</p>	<p>To ensure that all post Balance Sheet events are corrected for where appropriate, in line with the Code.</p>	<p>During the audit, management confirmed a £3.1 million liability to Newport City Homes, the details of which are set out in Exhibit 2 above.</p> <p>With initial uncertainty over the liability, a contingent liability was correctly disclosed in the draft accounts. With the amount and timing of the liability since confirmed, it has now been recognised as a provision.</p> <p>While we consider that this liability could more accurately be classed as a creditor, the amount is not material, the liability has been correctly recognised in 2022-23 and the impact on the Council's year-end reserves is recorded appropriately. £3.1 million has been transferred from the 'capital expenditure' earmarked reserve to maintain the general Council Fund balance at £6.5 million.</p>
<p>Various: Consolidation of Cardiff Capital Region City Deal (CCRCD).</p>	<p>To consolidate entries for the CCRCD in line with the Code.</p>	<p>The Council's draft 2022-23 accounts were issued on 30 June 2023. However, draft accounts for the CCRCD were not issued until September 2023. These accounts are used by the Council to consolidate its share of the CCRCD's income, expenditure, assets and liabilities.</p> <p>To issue its draft accounts and not delay the audit process, the Council included audited 2021-22 CCRCD figures (in line with other affected Councils). With the unaudited 2022-23 CCRCD accounts now available they have been appropriately consolidated into the final Council accounts as the latest information available from the CCRCD. Any changes have not resulted in material variances from amounts in the Council's draft accounts.</p>

Exhibit 4: corrections which do not affect the Council's year-end reserve balances

Area of correction	Nature of correction	Reason for correction
<p>Note 14 (Property, Plant and Equipment): Removal of assets no longer in Council use with a zero net book value.</p>	<p>To ensure that only assets still in use by the Council are included in the accounts.</p>	<p>As per Exhibit 2, there were £9.3 million of property, plant and equipment assets with a net book value of zero in the draft accounts.</p> <p>Our audit confirmed that two assets (with a total gross book value of £2.6 million) were no longer in use by the Council, and so needed to be removed from Note 14 in the 2022-23 accounts.</p> <p>These assets have now been appropriately removed from the final accounts.</p>
<p>Group accounts: Various corrections required.</p>	<p>To ensure that the group accounts are correctly reflected in line with the Code.</p>	<p>Our audit identified various errors in the supporting working paper behind the consolidation of the group accounts. Various corrections were required to the Group Comprehensive Income and Expenditure Statement, Balance Sheet, Movement in Reserves Statement and remuneration bandings disclosure in Note 1.</p> <p>The group accounts have been corrected for the above matters and we are satisfied that the final accounts are appropriately stated.</p>

Exhibit 5: corrections relating to presentation/disclosure matters only

Area of correction	Nature of correction	Reason for correction
<p>Note 7 (Note to the Expenditure and Funding Analysis): Disclosure of material reconciling items.</p>	<p>To ensure that all material reconciling items are disclosed in line with the Code.</p>	<p>Our audit identified that:</p> <ul style="list-style-type: none"> Accounting entries relating to the Southern Distributor Road PFI scheme had been grouped within 'other adjustments' in the draft disclosure note. However, the Code requires all material entries (such as this) to be separately reflected in the Note. A casting error had resulted in 'other adjustments' in the note being misstated by £2.8 million. <p>The note has been amended for the above and we are satisfied that the final disclosure is appropriate.</p>

Area of correction	Nature of correction	Reason for correction
<p>Note 14 (Capital Commitments): Understatement of commitments.</p>	<p>To ensure that all such commitments are appropriately disclosed in line with the Code.</p>	<p>Our audit identified that the contract commitment for a school redevelopment had increased by £2.1 million in 2022-23, which was not reflected in the draft accounts. This amendment has been made and we are satisfied that the final disclosure is appropriate.</p>
<p>Note 31 (Officer Remuneration): Amendment of Council disclosures on senior employees.</p>	<p>To accurately present these disclosures in line with the Accounts and Audit Regulations (Wales) 2014.</p>	<p>Our audit identified various required amendments in this note relating to the senior officer remuneration and grouped pay bandings tables, to ensure that disclosures complied with the requirements of underlying legislation. These amendments have been made and we are satisfied that the final disclosure is appropriate.</p>
<p>Note 35 (Agency Income): Inclusion of all relevant income and expenditure.</p>	<p>To ensure that agency income and expenditure is disclosed in line with the Code.</p>	<p>Our audit identified that the draft disclosure note:</p> <ul style="list-style-type: none"> • Did not include £3.6 million of agency funding from Welsh Government to provide relief to local ratepayers against Non-Domestic Rates liabilities. • Contained errors regarding various other amounts of agency funding received in 2022-23. <p>The above errors have now been corrected and we are satisfied that the final disclosure is appropriate.</p>
<p>Note 36 (Related Parties): Corrections to various areas of the disclosure.</p>	<p>To ensure that related parties are appropriately disclosed in line with the Code.</p>	<p>Our audit identified some required corrections to the related parties disclosure note, such as:</p> <ul style="list-style-type: none"> • External appointments held by senior officers. • Inclusion of draft accounting entries relating to the Cardiff Capital Region City Deal. <p>These corrections have now been made and we are satisfied that the final disclosure is appropriate.</p>
<p>Note 37 (Capital Expenditure and Financing): Corrections to disclosure.</p>	<p>To ensure that the disclosure is made in line with the Code.</p>	<p>Our audit identified that capital investment figures for property, plant and equipment and short-term leases were understated. The closing Capital Financing Requirement was therefore understated by £384,000. This has now been corrected and we are satisfied that the final disclosure is appropriate.</p>

Area of correction	Nature of correction	Reason for correction
<p>Various: Other presentational changes to supporting notes.</p>	<p>To ensure that all disclosures are accurately presented.</p>	<p>A number of other narrative, presentational and minor amendments were made to supporting notes throughout the final financial statements.</p>

Appendix 4

Recommendations

We set out the recommendation arising from our audit with management's response to it. We will follow up next year and include any outstanding issues in next year's audit report.

Exhibit 6: matter arising 1

Matter arising 1 – review of assets with zero Net Book Value	
Findings	<p>In our 2021-22 audit we identified £12.8 million of assets with a Net Book Value of zero remaining in the Council's draft accounts, despite no longer being in use. The Council corrected its final 2021-22 accounts in response to the issues raised in our audit and agreed to review such assets in detail in 2022-23 while preparing to implement a new financial ledger system.</p> <p>Our audit this year identified a further £2.6 million of assets that were no longer in use by the Council, and so needed to be removed from the 2022-23 accounts. We are satisfied that these assets have been removed from the final accounts, and that there is no material issue with the remaining nil-Net Book Value assets held in the 2022-23 accounts.</p>
Priority	Medium
Recommendation	While noting that the new financial ledger system is being introduced later than originally planned, we recommend that the Council continue to review such assets within its accounts to ensure that they remain in use by the Council.
Benefits of implementation	Such a review will provide assurance that all assets disclosed by the Council in its accounts remain in place and are still in use.
Accepted in full by management	Yes.
Management response	The Council have implemented a process regarding nil net book value assets and a significant amount of work has already been done throughout 22-23 as it forms part of the preparatory work for migrating to the new financial system. This new process was largely successful, in ensuring that the number of nil net book assets incorrectly recorded on the asset register was significantly reduced in 22-23. This work will continue through 2023-24 as the process becomes embedded

	as part of the annual work undertaken as part of the statement of account preparation.
Implementation date	31st March 2024.



Audit Wales

Tel: 029 2032 0500

Fax: 029 2032 0600

Textphone: 029 2032 0660

E-mail: info@audit.wales

Website: www.audit.wales

We welcome correspondence and telephone calls in Welsh and English.
Rydym yn croesawu gohebiaeth a galwadau ffôn yn Gymraeg a Saesneg.

1 Capital Quarter
Tyndall Street / Stryd Tyndall
Cardiff / Caerdydd
CF10 4BZ
Tel / Ffôn: 029 2032 0500
Fax / Ffacs: 029 2032 0600
Textphone / Ffôn testun: 029 2032 0660
info@audit.wales / post@archwilio.cymru
www.audit.wales / www.archwilio.cymru

Meirion Rushworth
Head of Finance & Section 151 Officer
Newport City Council
Civic Centre
Newport
South Wales
NP20 4UR

Reference: NCC/GL/2022-23

Date issued: 17 July 2023

Dear Meirion,

Audit enquiries to those charged with governance and management

The Auditor General's Statement of Responsibilities sets out that he is responsible for obtaining reasonable assurance that the financial statements taken as a whole are free from material misstatement, whether caused by fraud or error. It also sets out the respective responsibilities of auditors, management and those charged with governance.

This letter formally seeks documented consideration and understanding on a number of governance areas that impact on our audit of your financial statements. These considerations are relevant to both the management of Council and 'those charged with governance' (the Audit Committee).

I have set out below the areas of governance on which I am seeking your views:

1. Matters in relation to fraud

2. Matters in relation to laws and regulations
3. Matters in relation to related parties

The information you provide will inform our understanding of the Council and its business processes and support our work in providing an audit opinion on your 2022-23 financial statements.

I would be grateful if you could update the attached table in [Appendix 1 to Appendix 3](#) for 2022-23.

The completed [Appendix 1 to Appendix 3](#) should be formally considered and communicated to us on behalf of both management and those charged with governance before the completion of the audit. In the meantime, if you have queries, please contact me on 02920 829398 or gareth.lucey@audit.wales.

Yours sincerely,

Gareth Lucey

Audit Manager

Audit enquiries to those charges with governance and management. Please contact us in Welsh or English / cysylltwch â ni'n Gymraeg neu'n Saesneg.

Appendix 1

Matters in relation to fraud

International Standard for Auditing (UK) 240 covers auditors' responsibilities relating to fraud in an audit of financial statements. This standard has been revised for 2022-23 audits.

The primary responsibility to prevent and detect fraud rests with both management and 'those charged with governance', which for the Council is the Audit Committee. Management, with the oversight of those charged with governance, should ensure there is a strong emphasis on fraud prevention and deterrence and create a culture of honest and ethical behaviour, reinforced by active oversight by those charged with governance.

As external auditors, we are responsible for obtaining reasonable assurance that the financial statements are free from material misstatement due to fraud or error. We are required to maintain professional scepticism throughout the audit, considering the potential for management override of controls.

What are we required to do?

As part of our risk assessment procedures we are required to consider the risks of material misstatement due to fraud. This includes understanding the arrangements management has put in place in respect of fraud risks. The ISA views fraud as either:

- The intentional misappropriation of assets (cash, property, etc); or
- The intentional manipulation or misstatement of the financial statements.

We also need to understand how those charged with governance exercises oversight of management's processes. We are also required to make enquiries of both management and those charged with governance as to their knowledge of any actual, suspected or alleged fraud, management's process for identifying and responding to the risks and the internal controls established to mitigate them.

Enquiries of management – in relation to fraud	
Question	2022-23 Response
<p>1. What is management's assessment of the risk that the financial statements may be materially misstated due to fraud? What is the nature, extent and frequency of management's assessment?</p>	<p>Low.</p> <p>The Internal Audit Team have a comprehensive audit plan which incorporates the key financial systems and services provided by NCC on a cyclical basis; the transactions of which feed into the financial statements. The transactions are audited at an operational level on a sample basis throughout the year. No material errors or cases of fraud were identified during the 2022/23 audit work.</p> <p>The Council has Financial Regulations and Contract Standard Orders in place, which are to be adhered to across the authority. These regulations detail the financial control and supervision that is required, as well arrangements for budgeting and budgetary control/monitoring, banking arrangements including bank reconciliations and income reconciliations and audit arrangements.</p> <p>These monitoring arrangements are undertaken across finance including procurement, internal audit and accountancy staff. These arrangements are in place to keep the risk of fraud to a minimum.</p>

Enquiries of management – in relation to fraud	
Question	2022-23 Response
2. Do you have knowledge of any actual, suspected or alleged fraud affecting the audited body?	Yes – low key frauds investigated by Internal Audit – no significant or material frauds identified in 2022/23.
3. What is management's process for identifying and responding to the risks of fraud in the audited body, including any specific risks of fraud that management has identified or that have been brought to its attention?	Established anti-fraud, bribery and corruption arrangements provide a deterrent, promote detection, identify a clear pathway for investigation and encourage prevention. These include procedures designed to combat money-laundering, the anti-fraud, bribery and corruption policy and the whistleblowing policy.
4. What classes of transactions, account balances and disclosures have you identified as most at risk of fraud?	The Benefits service has historically been an area more likely to see fraud. There is a dedicated Senior Investigator post within this service to help counteract this. The use of p-cards has also been an area which has seen greater risk of fraudulent activity.
5. Are you aware of any whistleblowing or complaints by potential whistle blowers? If so, what has been the audited body's response?	Some examples of low level potential fraud were raised to the Internal Audit team in 2022/23. All instances were investigated by the team, with no material frauds identified.

Enquiries of management – in relation to fraud	
Question	2022-23 Response
6. What is management's communication, if any, to those charged with governance regarding their processes for identifying and responding to risks of fraud?	Any material fraud identified by the Internal Audit team would be reported to the Governance & Audit Committee, as appropriate. There was no material fraud identified during 2022/23 and, therefore, nothing was reported to the committee.
7. What is management's communication, if any, to employees regarding their views on business practices and ethical behaviour?	The Council has a Code of Governance that has seven key principles, this is outlined in the Annual Governance Statement which is updated annually. The Corporate Plan also outlines the values of the authority and outlines three values of expected behaviour. There is also an ethical governance framework which includes code of conduct for officers and members, which are reviewed, updated and tested for compliance; a protocol governing Member/Officer relations; a whistle blowing policy; register of personal interest and anti-fraud arrangements.
8. For service organisations, have you reported any fraud to the user entity?	No known instances of fraud.

Enquiries of those charged with governance – in relation to fraud

Question	2022-23 Response
1. Do you have any knowledge of actual, suspected or alleged fraud affecting the audited body?	Yes – very low key – not significant or material.
2. What is your assessment of the risk of fraud within the audited body, including those risks that are specific to the audited body's business sector?	<p>The assessment of the risk of fraud is Low/Medium. There is a level of risk within any organisation in relation to fraud, however the following arrangements are in place to support controlling this risk:</p> <ul style="list-style-type: none"> - Consideration of fraud within every Internal Audit review, via the assessment of the presence of key controls, including separation of duties. - Dedicated resource within the Internal Audit Plan to undertake investigation work. - A Senior Fraud Investigator based within the Benefits team. <p>Counter fraud arrangements within Local Government settings can often be a challenge, particularly given financial constraints, however these pragmatic arrangements provide a level of comfort over the risk of fraud.</p>

Enquiries of those charged with governance – in relation to fraud

Question	2022-23 Response
<p>3. How do you exercise oversight of:</p> <ul style="list-style-type: none"> • management's processes for identifying and responding to the risk of fraud in the audited body, and • the controls that management has established to mitigate these risks? 	<p>Minutes of Cabinet, Scrutiny and Governance & Audit Committee are reported through Council. The Chief Financial Officer and the Monitoring Officer are required to provide comments on all reports which gives assurance on compliance.</p>

Appendix 2

Matters in relation to laws and regulations

International Standard for Auditing (UK and Ireland) 250 covers auditors' responsibilities to consider the impact of laws and regulations in an audit of financial statements.

Management, with the oversight of those charged with governance, is responsible for ensuring that the Council's operations are conducted in accordance with laws and regulations, including compliance with those that determine the reported amounts and disclosures in the financial statements.

As external auditors, we are responsible for obtaining reasonable assurance that the financial statements are free from material misstatement due to fraud or error, taking into account the appropriate legal and regulatory framework. The ISA distinguishes two different categories of laws and regulations:

- laws and regulations that have a direct effect on determining material amounts and disclosures in the financial statements;
- other laws and regulations where compliance may be fundamental to the continuance of operations, or to avoid material penalties.

What are we required to do?

As part of our risk assessment procedures we are required to make enquiries of management and those charged with governance as to whether the Council is in compliance with relevant laws and regulations. Where we become aware of information of non-compliance or suspected non-compliance we need to gain an understanding of the non-compliance and the possible effect on the financial statements.

Enquiries of management – in relation to laws and regulations

Question	2022-23 Response
<p>1. Is the audited body in compliance with relevant laws and regulations? How have you gained assurance that all relevant laws and regulations have been complied with? Are there any policies or procedures in place?</p>	<p>The Chief Financial Officer and the Monitoring Officer are required to provide comments on all reports which go through the democratic process which gives assurance on compliance. In addition, audits undertaken by the Internal Audit team would potentially identify any instances where laws and regulations have not been complied with.</p>
<p>2. Have there been any instances of non-compliance or suspected non-compliance with relevant laws and regulations in the financial year, or earlier with an ongoing impact on this year's audited financial statements?</p>	<p>No</p>
<p>3. Are there any potential litigations or claims that would affect the financial statements?</p>	<p>Not aware of any in addition to those which are either detailed as provisions or contingent liabilities in the financial statements.</p>
<p>4. Have there been any reports from other regulatory bodies, such as HM Revenues and Customs which indicate non-compliance?</p>	<p>No</p>

Enquiries of management – in relation to laws and regulations

Question	2022-23 Response
5. Are you aware of any non-compliance with laws and regulations within service organisation since 1 April of the financial year?	No

Enquiries of those charged with governance – in relation to laws and regulations

Question	2022-23 Response
1. Are you aware of any non-compliance with laws and regulations that may be expected to have a fundamental effect on the operations of the entity?	No
2. How does the Audit Committee, in your role as those charged with governance, obtain assurance that all relevant laws and regulations have been complied with?	Minutes of Cabinet, Scrutiny and Governance & Audit Committee are reported through Council. The Chief Financial Officer and the Monitoring Officer are required to provide comments on all reports which gives assurance on compliance. In addition, audits undertaken by the Internal

Enquiries of those charged with governance – in relation to laws and regulations

Question	2022-23 Response
	Audit team would potentially identify any instances where laws and regulations have not been complied with.

Appendix 3

Matters in relation to related parties

International Standard for Auditing (UK) 550 covers auditors' responsibilities relating to related party relationships and transactions.

The nature of related party relationships and transactions may, in some circumstances, give rise to higher risks of material misstatement of the financial statements than transactions with unrelated parties.

Because related parties are not independent of each other, many financial reporting frameworks establish specific accounting and disclosure requirements for related party relationships, transactions and balances to enable users of the financial statements to understand their nature and actual or potential effects on the financial statements. An understanding of the entity's related party relationships and transactions is relevant to the auditor's evaluation of whether one or more fraud risk factors are present as required by ISA (UK and Ireland) 240, because fraud may be more easily committed through related parties.

What are we required to do?

As part of our risk assessment procedures, we are required to perform audit procedures to identify, assess and respond to the risks of material misstatement arising from the entity's failure to appropriately account for or disclose related party relationships, transactions or balances in accordance with the requirements of the framework.

Enquiries of management – in relation to related parties	
Question	2022-23 Response
1. Have there been any changes to related parties from the prior year? If so, what is the identity of the related parties and the nature of those relationships? Confirm these have been disclosed to the auditor.	There have been no material changes to related parties compared with the prior year. The nature of related parties are fully disclosed within the Statement of Accounts.
2. What transactions have been entered into with related parties during the period? What is the purpose of these transactions? Confirm these have been disclosed to the auditor.	Any transactions with related parties have been disclosed as part of the Statement of Accounts.
3. What controls are in place to identify, account for and disclose related party transactions and relationships?	A signed declaration is requested from all senior officers on an annual basis to identify any related parties. This is the same is required for all elected members. These returns are used to identify any transactions and balances that need to be disclosed as part of the Statement of Accounts.

Enquiries of management – in relation to related parties

Question	2022-23 Response
<p>4. What controls are in place to authorise and approve significant transactions and arrangements:</p> <ul style="list-style-type: none"> • with related parties, and • outside the normal course of business? 	<p>Authorisation and approving of any significant transactions are subject to the Council's standard governance and operating procedures and must adhere to the Council's financial regulations and contract standing orders. There are no separate controls that operate in regard to the arrangements outlined.</p>

Enquiries of those charged with governance – in relation to related parties

Question	2022-23 Response
<p>1. How does the Audit Committee, in its role as those charged with governance, exercise oversight of management's processes to identify, authorise, approve, account for and disclose related party transactions and relationships?</p>	<p>The committee is aware of and has previously sought assurance regarding the Council's approach to identifying and disclosing related parties.</p>

Report

Governance and Audit Committee

Part 1

Date: 23 November 2023

Subject Quarter 2 23/24 Corporate Risk Register Update

Purpose To present an update of the Corporate Risk Register for the end of Quarter 2 (1st July 2023 to 30th September 2023).

Author Head of People, Policy and Transformation

Ward All

Summary The Council's Corporate Risk Register monitors those risks that may prevent the Council from achieving its strategic priorities or delivering services to its communities and service users in Newport.

At the end of Quarter 2, there were 15 risks recorded in the Corporate Risk Register that are considered to have a significant impact on the achievement of the Council's objectives and legal obligations.

Overall, there are 9 Severe risks (risk scores 15 to 25); 6 Major risks (risk scores 7 to 14); that are outlined in the report. In comparison to the Quarter 1 corporate risk register, one risk score increased (Newport Council's Property Estate) and one risk score decreased (Stability of Social Service providers). All remaining risks did not change score.

As set out in the Council's Risk Management Policy, the Governance and Audit Committee reviews the Corporate Risk Register on a quarterly basis ensuring procedures are in place to monitor the management of significant risks.

Proposal The Governance and Audit Committee is asked to consider the contents of this report and assess the risk management arrangements for the Authority, providing any additional commentary and/or recommendations to Cabinet.

Action by Corporate Management Team and Heads of Service

Timetable Immediate

This report was prepared after consultation with:

- Executive Board
- Corporate Management Team

Signed

Background

The Well-being of Future Generations (Wales) Act 2015 requires Newport City Council to set Well-being Objectives in its Corporate Plan. As a public body, Newport City Council is also responsible for delivering services (statutory and non-statutory) to residents, businesses, and visitors across Newport. We will inherently encounter opportunities and risks that may prevent, disrupt, impact or enhance the delivery of the Council services and achieve the objectives in the Corporate Plan. How the Council responds and manages these opportunities and risks is important to ensure resources are being used efficiently and effectively to maximise value for money and to minimise and/or prevent the risk impacting services, communities, and citizens in Newport.

The Council's Risk Management Policy provides an overview of the Council's approach and its appetite for managing opportunities and risk. To provide assurance on the Council's Risk Management approach, the Corporate Risk Register provides assurance on the most significant risks that the Council was managing in the last quarter.

Officers across the Council regularly manage risk in the course of their duties whether this is health and safety risks, civil contingencies including Covid-19, safeguarding risks to children, young people, adults and carers or risks to assets, buildings, and Council employees. The relevant service area(s) and professional disciplines will be assessing and managing these risks as required and reporting these through their own reporting mechanisms. In accordance with the Council's Risk Management Policy, any new, escalated / de-escalated, and closed risks in the Corporate Risk Register are presented to the Council's Executive Board for decision.

Risk Management Process

In Newport City Council risks that may prevent or impact on the delivery of our services is continuously monitored and managed at all levels of the organisation. The diagram below summarises how risks are continuously managed in Newport City Council.

There are many different sources of risks, such as civil contingencies, health & safety, service delivery and projects throughout the organisation where risks to the delivery of the Corporate Plan, or services might be identified and included on the Council's risk register. New risks identified to be included on the register have to be assessed and evaluated to determine their risk scores (Inherent / Residual / Target), existing controls that are in place and where further mitigating controls are required to respond and reduce the overall impact of the risk to the Council. To assess risk scores Newport City Council uses a standard 5x5 matrix that is commonly adopted across Welsh and English local authorities. Appendix 1 of this report shows the risk heat map of the Council's corporate risks using this matrix.



All risks identified are initially agreed by the Head of Service. If the residual risk score is 15 or above or if the Head of Service considers the risk to have an impact on the delivery of services / achievement of Council objectives, it is escalated to the Council's senior management team to determine whether it is included on the Council's Corporate Risk Register or if the risk should be managed by the relevant service area(s).

All risks are recorded in the Council's 'Management Information Hub'. Every quarter, risk owners, and risk action owners are required to assess and provide an update on the risk score and mitigating actions in place. Any risk that has escalated to 15 or above is automatically escalated and requires the Directors team to consider whether it should be included on the Corporate risk register or if they are satisfied that the responsible owner and mitigating actions are effective to be managed within the service area / team.

As risk mitigating actions are completed and the risk is reduced to meet the target risk score, an assessment will be undertaken by the risk owner to determine whether the risk is closed and if the risk mitigation actions have been sufficient to mitigate the overall risk. For risks on the Corporate Risk Register this responsibility would fall onto the Head of Service and senior management team to determine if the risk can be closed.

Newport City Council - Quarter 2 23/24 Risk Update

Appendix 2 of the report provides an overview of the Council's overall risks reported at the end of Quarter 1. This includes corporate and service area risks across the Council's service areas. In summary, the Council had 43 risks of which:

Total Risks at Quarter 2	Risk Scores Increased since Q1	Risk Scores Decreased since Q1	No Change since Q1	New Risks Since Q1	Closed Risks Since Q1	Escalated Risks ¹	De-escalated Risks ²
43	1	3	39	0	0	0	0

Newport City Council Quarter 2 Corporate Risk Register Summary

At the end of Quarter 2, the Council's Corporate Risk Register included 15 of the 43 risks that are considered to pose the most risk to the delivery of Council services and achievement of its strategic priorities. The 15 Corporate Risks consisted of:

- 9 Severe risks (15 to 25)
- 6 Major Risks (7 to 14)

In comparison to the Quarter 1 corporate risk register, one risk (Newport Council's Property Estate) increased risk score from 16 to 20, and one risk score, Stability of Social Services providers, decreased risk score from 20 to 16. All other risk scores remained the same as quarter 1.

Risk	Risk Summary	Q1 Risk Score	Q2 Risk Score	Summary
Newport Council's Property Estate Transformation & Corporate Directorate	NCC has a significant property estate covering over 170 operational buildings (circa) such as the Civic Centre, Telford Depot, and its school estate etc. The Council has to ensure the estate is maintained to required standards to enable access, safety, security and in the long term are sustainable for staff and residents to use.	16	20	The estimated maintenance backlog has increased through work with our property partners Newport Norse. These costs will continue to increase until we reduce our assets or the council invests within the estate. Due to the lack of investment there is an increased likelihood of failures within the estate which increase the pressure on the revenue budgets for reactive repair and maintenance and reduce business continuity options in the event of failure. The programme of work to review the estate is underway and reported through service plans.

Risk	Risk Summary	Q1 Risk Score	Q2 Risk Score	Summary
Stability of Social Services Providers	The Council requires support from external providers to deliver care packages for children and adults (residential / Non Residential). The current marketplace for external providers is volatile due to the increasing costs to provide care, maintain homes, staffing meeting legislative and regulatory requirements.	20	16	This has slightly improved with the recruitment of managers and the redesign of the structure offering support to teams across adult services.

Appendix 1 - Quarter 2 Corporate Risk Heat Map and Risk Profile

Appendix 2 – Quarter 2 Newport City Council’s Service Area Risk Summary.

Appendix 3 – Newport City Council’s Quarter 2 Corporate Risk Register (Attached separately).

Glossary – Risk Management terminology and Risk Score Assessment

Financial Summary

There are no direct costs associated with this report.

Risks

Risk	Impact of Risk if it occurs* (H/M/L)	Probability of risk occurring (H/M/L)	What is the Council doing or what has it done to avoid the risk or reduce its effect	Who is responsible for dealing with the risk?
The Council does not achieve its objectives as corporate level risks are not adequately managed and monitored.	M	L	Risk Management Strategy has been adopted and mechanisms are in place to identify, manage and escalate emerging and new risks / mitigation strategies. Audit Committee oversight of risk management process.	Directors, Heads of Service and Performance Team

*Taking account of proposed mitigation measures

Links to Council Policies and Priorities

Corporate Plan 2022-27

Service Plans 2022-24

Robust risk management practices increase the chances that all of the Council’s priorities and plans will be implemented successfully.

Options Available and considered

1. To consider the contents of this report and assessment of the risk management arrangements for the Authority, providing any additional commentary and/or recommendations to Cabinet.
2. To request further information or reject the contents of the risk register

Preferred Option and Why

1. Option 1 is the preferred option with recommendations raised by the Audit Committee to be considered and reported to Cabinet and Officers in accordance with the Council’s Constitution.

Comments of Chief Financial Officer

There are no direct financial implications arising from this report itself. The corporate risk register forms an important part of the governance and budget setting arrangements for the Council and the risk register is used to guide the internal audit plan.

There are a number of risks with either a direct or indirect financial impact. For example, the risk around balancing the medium-term financial position is currently rated as severe, due to the high inflationary environment and increasing demand for services. Whilst a balanced budget for 2023/24 was achieved, the challenge of achieving that over the medium term remains, with further difficult decisions being required to do that.

On an interim basis, the Internal Audit service is predominantly being provided/managed via an external consultancy service. An assessment of the volume of opinion work, and internal control reassurance has been undertaken and confirms the potential, on the worst case scenario, of a significant reduction in the completion of opinion related audits though the best case scenario, which is dependent on successful recruitment, could achieve a smaller, less impactful reduction. The current 'major risk' assessment will be updated as necessary after the recruitment process.

As well as risks specific to Finance, the report highlights an increasing level of risk in relation to the Council's property estate. The increased likelihood of asset failures is referenced and, should this risk crystallise, it will inevitably have a financial consequence. In a financial environment where capital resources, in particular, are significantly constrained, it is important that the risk around asset failures is managed robustly and all efforts are made to avoid the need for significant outlays on asset repair or replacement.

Comments of Monitoring Officer

There are no specific legal issues arising from the report. As part of the Council's Risk Management Strategy, the corporate risk register identifies those high-level risks that could impact upon the Council's ability to deliver its corporate plan objectives and essential public services. Governance and Audit Committee are responsible for reviewing and assessing the Council's risk management, internal control and corporate governance arrangements. However, the identification of corporate risks within the risk register and monitoring the effectiveness of the mitigation measures are matters for Cabinet. As the report notes above, there were changes to the risk scores of 2 identified risks, although both continue to have a risk score in excess of 15.

Comments of Head of People, Policy and Transformation

Effective monitoring and reporting against the Council's Corporate Risk Register is essential in minimising and preventing the likelihood and impact of risks against our objectives. The Council's risk management is a key area in the implementation of the Well-being of Future Generations Act (Wales) 2015.

The recent changes made to our risk management processes and system will ensure officers at all levels of the organisation have greater control and oversight of their risks taking the necessary action to mitigate their impact and escalate where necessary to senior management.

The Council's HR team continue to support with issues such as recruitment.

Scrutiny Committees

Not Applicable. Audit Committee have a role in reviewing and assessing the risk management arrangements of the Authority.

Fairness and Equalities Impact Assessment

For this report, a full Fairness and Equality Impact Assessment is not required to be undertaken. This is because this report is not seeking any strategic decisions or policy changes, with its purpose being to

update Governance and Audit Committee on the current risk register and risk management process of the Council.

Wellbeing of Future Generations (Wales) Act 2015

Under the Wellbeing of Future Generations Act (Wales) 2015 and its 5 ways of working principles this report supports:

Long Term – Having effective risk management arrangements will ensure that the opportunities and risks that will emerge consider the long-term impact on service users and communities.

Preventative – Identifying opportunities and risks will ensure the Council is able to implement necessary mitigations to prevent or minimise their impact on Council services and service users.

Collaborative – The management of risk is undertaken throughout the Council and officers collaborate within service areas, Corporate Management Team and the Council's Cabinet to ensure decisions are made in a timely manner and are evidence based.

Involvement – The Council's Risk Management process involves officers across the Council's service areas and Cabinet Members.

Integration – Risk Management is being integrated throughout the Council and supports the integrated Planning, Performance and Risk Management Framework. The Framework ensures that planning activities consider the opportunities and risks to their implementation and overall supports the delivery of the Council's Corporate Plan and legislative duties.

Consultation

As above, the Risk Register is considered by Governance and Audit Committee and Cabinet.

Background Papers

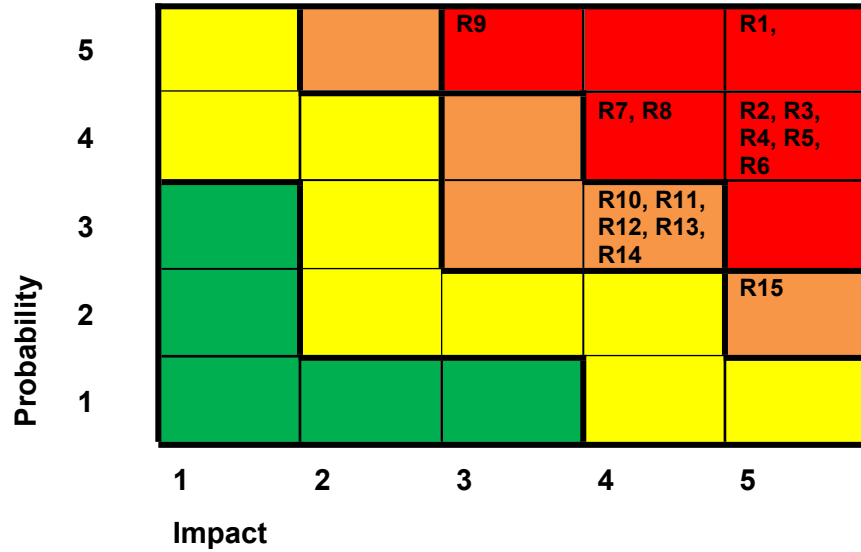
[Quarter 1 Corporate Risk Report \(September 2023\)](#)

Risk Management Policy 2020-22

Dated: 15th November 2023

Appendix 1 – Quarter 2 2023/24 Risk Heat Map

Tudalen 221



Corporate Risk Heat Map Key (Quarter 2 2023/24)	
R1 - Pressure on the delivery of Children Services	R9 - Eliminate Profit from Social Care
R2 - Pressure on Adult & Community Services	R10 - Cyber Security
R3 - Balancing the Council's Medium-Term budget	R11 - Schools Finance / Cost Pressures
R4 - Highways Network	R12 - Demand for ALN and SEN support
R5 - Pressure on Housing and Homelessness Service	R13 - Educational Out of County Placements
R6 - Newport Council's Property Estate	R14 - Welsh Government's Net Carbon Zero Target by 2030
R7 - Stability of Social Services Providers	R15 - City Centre Security and Safety
R8 - Failure to achieve completion of the annual Internal Audit Plan	

Risk Score Profile between Quarter 3 2022/23 and Quarter 2 2023/24

Tudalen 222

Risk Reference	Risk	Lead Cabinet Member(s)	Lead Directorate / Service Area	Risk Score Q3 2022/23	Risk Score Q4 2022/23	Risk Score Q1 2023/24	(Current) Risk Score Q2 2023/24	Target Risk Score
R1	Pressure on the delivery of Children Services	Cabinet Members for Social Services	Social Services / Children Services	25	25	25	25	12
R2	Pressure on Adult & Community Services	Cabinet Members for Social Services	Social Services / Adult Services	25	20	20	20	12
R3	Balancing the Council's Medium-Term budget	Leader of the Council / Cabinet	Transformation & Corporate / Finance	20	20	20	20	10
R4	Highways Network / Infrastructure	Cabinet Member for Infrastructure & Assets	Environment & Sustainability / Infrastructure	20	20	20	20	15
R5	Pressure on Housing and Homelessness Service	Cabinet Member for Strategic Planning, Regulation & Housing	Environment & Sustainability / Housing & Communities	20	20	20	20	12
R6	Newport Council's Property Estate	Cabinet Member for Infrastructure & Assets	Transformation & Corporate / People, Policy & Transformation	16	16	16	20	12
R7	Stability of Social Services Providers	Cabinet Members for Social Services	Social Services / Adult Services	25	20	20	16	12
R8	Failure to achieve completion of the annual Internal Audit Plan	Leader of the Council	Transformation & Corporate / Finance	9	12	16	16	6

Risk Reference	Risk	Lead Cabinet Member(s)	Lead Directorate / Service Area	Risk Score Q3 2022/23	Risk Score Q4 2022/23	Risk Score Q1 2023/24	(Current) Risk Score Q2 2023/24	Target Risk Score
R9	Eliminate Profit from Social Care	Cabinet Members for Social Services	Social Services / Children Services	15	15	15	15	4
R10	Information and Cyber Security	Cabinet Member for Organisational Transformation	Transformation & Corporate / People, Policy & Transformation	12	12	12	12	8
R11	Schools Finance / Cost Pressures	Deputy Leader & Cabinet Member for Education & Early Years	Chief Executive / Education Services	12	12	12	12	12
R12	Demand for ALN and SEN support	Deputy Leader & Cabinet Member for Education & Early Years	Chief Executive / Education Services	12	12	12	12	6
R13	Educational Out of County Placements	Deputy Leader & Cabinet Member for Education & Early Years	Chief Executive / Education Services	12	12	12	12	4
R14	Welsh Government's Net Carbon Zero Target by 2030	Cabinet Member for Climate Change & Biodiversity	Environment & Sustainability / Environment & Public Protection	12	12	12	12	2
R15	City Centre Security and Safety	Cabinet Member for Infrastructure & Assets	Environment & Sustainability / Infrastructure	10	10	10	10	9

Appendix 2 – Quarter 2 23/24 NCC Service Area Risk Summary

Directorate	Service Area	Total Q2 Risks	Risk Scores Increased since Q1	Risk Scores Decreased since Q1	No Change since Q1	New Risks Since Q1	Closed Risks Since Q1	Escalated Risks* ₁	De-escalated Risks* ₂
Chief Executive	Education	5	0	0	5	0	0	0	0
	Regeneration & Economic Development	4	0	0	4	0	0	0	0
Environment & Sustainability	Environment & Public Protection	4	0	0	4	0	0	0	0
	Housing & Communities	3	0	0	3	0	0	0	0
	Infrastructure	5	0	0	5	0	0	0	0
Social Services	Adult Services	4	0	2	2	0	0	0	0
	Children Services	3	0	0	3	0	0	0	0
	Prevention & Inclusion	1	0	1	0	0	0	0	0
Transformation & Corporate	Finance	6	0	0	6	0	0	0	0
	Law & Standards	2	0	0	2	0	0	0	0
	People, Policy & Transformation	6	1	0	5	0	0	0	0
Total		43	1	3	39	0	0	0	0

*1 – Escalated Risks – Risks that have been escalated from Service area risk registers to Corporate Risk Register

*2 – De-escalated Risks – Risks that have been de-escalated from Corporate Risk Register to service area risk register

Glossary

This document provides an explanation of terminology used in this report and supporting documents.

Risk Appetite – the amount of risk that Newport City Council is willing to seek or accept in the pursuit of the Council’s long term objectives.

Inherent Risk Score – The level of risk in the absence of any existing controls and management action taken to alter the risk’s impact or probability of occurring.

Residual Risk Score – The level of risk where risk responses i.e. existing controls or risk mitigation actions have been taken to manage the risk’s impact and probability.

Target Risk Score – The level of risk (risk score) that Newport City Council is willing to accept / tolerate in managing the risk. This is set in line with the Council’s overall risk appetite.

Risk Mitigation Action – Actions identified by the Risk Owner to respond to the risk and reduce the impact and probability of the risk of occurring.

Risk Mitigation Action (Red Progress Score) – Significant issue(s) have been identified with the action which could impact on the ability of the action meeting its completion date. Immediate action / response is required resolve its status.

Risk Mitigation Action (Amber Progress Score) – issue(s) have been identified that could have a negative impact on the action achieving its completion date. Appropriate line manager(s) should be informed and where necessary action taken.

Risk Mitigation Action (Green Progress Score) – The action is on course for delivering to the agreed completion date and within the agreed tolerances.

How the Council Assesses Risk

An assessment of the likelihood and impact of risk is important to measure, compare and monitor risks to ensure efficient use of resources and effective decision making. This assessment is carried out using the risk matrix as described below.

Risk Assessment Matrix

A Corporate Risk Register will contain the high-level risks for the whole authority. In order to differentiate between these high level risks a 5x5 risk assessment matrix will be applied. The matrix is shown below, and further detail is included in appendix 3.

Risks are scored using the scoring system for probability and impact and assigned a rating based on the tolerances set out in the matrix below

Score	Description	Impact Measures						
		Strategic / Policy	Operational / Business Continuity	Financial	Governance / Legal / Regulatory	Health & Safety	Reputational	Project Delivery / Savings / Benefits
5 Tudalen 226	Severe	Failure of a key strategic objective	Serious organisational / service failure that has direct impact on stakeholders including vulnerable groups. Service disruption over 5+ days.	Corporate / Project Unplanned and/or additional expenditure disturbance. Capital > £1M Revenue >£1M	Legislative / Regulatory breach resulting in multiple litigation / legal action taken on the Council (linked to Financial / Reputational Impacts).	Multiple major irreversible injuries or deaths of staff, students or members of public. (Linked to Financial / Reputational Impacts)	Severe and persistent National media coverage. Adverse central government response, involving (threat of) removal of delegated powers. Officer(s) and / or Members forced to Resign.	Project status is over 12 months from anticipated implementation date. Project(s) do not deliver the major benefits / savings identified in business case. This is linked to Financial / Strategic / Reputational Impacts
	Major	Severe constraint on achievement of a key strategic objective	Loss of an important service(s) for a short period that could impact on stakeholders. Service disruption between 3-5 days.	Corporate / Project Unplanned and/or additional expenditure disturbance. Capital > £0.5M - £1.0M Revenue >£0.5M- £1M	Serious legislative breach resulting in intervention, sanctions and legal action. (Linked to Financial / Reputational Impacts)	Major irreversible injury or death of staff, student or member of public. (Linked to Financial / Reputational Impacts)	Adverse publicity in professional / municipal press, affecting perception / standing in professional /local government community Adverse local and social media publicity of a significant and persistent nature.	Project status is 6 to 12 months over from anticipated implementation date. Project(s) do not deliver major benefits / savings identified in business case. This is linked to Financial / Strategic / Reputational Impacts
3	Moderate	Noticeable constraint on achievement of a key strategic objective /	Loss and/or intermittent disruption of a service between 2-3 days.	Corporate / Project Unplanned and/or additional	Significant legislative breach resulting in investigation. (Linked to Financial	Major reversible injury to staff, student or member of	Adverse local publicity / local public opinion including social media.	Project status is 1 to 6 months over from anticipated implementation date.

Score	Description	Impact Measures						
		Strategic / Policy	Operational / Business Continuity	Financial	Governance / Legal / Regulatory	Health & Safety	Reputational	Project Delivery / Savings / Benefits
		Service Plan objective.		expenditure disturbance. Capital = £0.25M - £0.5M Revenue = £0.25M to £0.5M Revenue = £0.25M to £0.5M	/ Reputational Impacts)	public. Not life threatening. (Linked to Financial / Reputational Impacts)	Statutory prosecution of a non-serious nature.	There is significant reduction on delivery of benefits / savings identified in business case. This is linked to Financial / Strategic / Reputational impacts.
2	Low	Constraint on achievement of Service Plan objective that does not impact on Corporate Strategy	Brief disruption of service that has a minor impact on the delivery of a service. Service disruption 1 day.	<u>Corporate / Project</u> Unplanned and/or additional expenditure disturbance. Capital = £0.1M - £0.25M Revenue = £0.1M – £0.25M	Moderate impact leading to warning and recommendations.	Some minor reversible injuries. (Linked to Financial / Reputational Impacts)	Contained within Directorate Complaint from individual / small group, of arguable merit	Project status is 1 to 4 weeks over from anticipated implementation date. There is minor reduction on delivery of benefits / savings identified in business case. This is linked to Financial / Strategic / Reputational impacts.
1	Very Low	Constraint on achievement of Service / Team Plan objective	Minor disruption of a non-critical service.	<u>Corporate / Project</u> Unplanned and/or additional expenditure disturbance. Capital < £100k	No reprimand, sanction or legal action.	Some superficial injuries. (Linked to Financial / Reputational Impacts)	Isolated complaint(s) that are managed through the corporate complaints process and service area.	Project status is 1 week over from anticipated implementation date. There is insignificant / no impact on delivery of benefits / savings

Score	Description	Impact Measures						
		Strategic / Policy	Operational / Business Continuity	Financial	Governance / Legal / Regulatory	Health & Safety	Reputational	Project Delivery / Savings / Benefits
				Revenue <£100k				<p>identified in business case.</p> <p>This is linked to Financial / Strategic / Reputational impacts.</p>

Score	Probability	Criteria
5	Very likely 75% +	<p>Systematic Risks – Local evidence indicating very high probability of occurrence if no action / controls are in place. Risk is highly likely to occur daily, weekly, monthly, quarterly.</p> <p>Emerging Risks – National and Global evidence indicating very high probability of occurrence on local communities if no action / controls are taken. Risks are highly likely to occur within the next 5 years.</p>
4	Likely 51-75%	<p>Systematic Risks – Local evidence indicating high probability occur in most circumstances with near misses regularly encountered e.g. once or twice a year.</p> <p>Emerging Risks – National and Global evidence indicating high probability of occurrence on local communities if no action / controls are taken. Risks are likely to occur within the next 5-10 years.</p>
3	Possible 26-50%	<p>Systematic Risks – Local evidence indicating distinct possibility with circumstances regularly encountered and near misses experienced every 1-3 years.</p> <p>Emerging Risks – National and Global evidence indicating distinct probability of occurrence on local communities if no action / controls are taken. Risks are likely to occur within the next 10-15 years.</p>
2	Unlikely 6-25%	<p>Systematic Risks – Local evidence indicating low to infrequent near misses experienced every 3 + years.</p> <p>Emerging Risks – National evidence indicating low probability of occurrence on local communities if no action / controls are taken. Risks are likely to occur within the next 16-25 years.</p>
1	Very Unlikely	<p>Systematic Risks – Local evidence indicating risk has rarely / never happened or in exceptional circumstances.</p> <p>Emerging Risks – National evidence indicating very low probability of occurrence on local communities if no action / controls are taken. Risks are likely to occur within the next 16-25 years.</p>

Tudalen 229

Systematic Risks – Risks that are known or are becoming part of social, cultural, economic, and environmental systems that govern our lives.

Emerging Risks – Risks that are further away, less defined, and early stage of being known about.

Mae'r dudalen hon yn wag yn




NEWPORT
CITY COUNCIL
CYNGOR DINAS
CASNEWYDD

CORPORATE RISK REGISTER

QUARTER 2

2023-24






Tudalen 231

 www.newport.gov.uk




Corporate Risk Report Definitions

Direction of Risk

The change of risk score between previous quarter and the current quarter being reported.

Direction of Risk	Definition
	The risk score has decreased / improved since the last quarter update.
	The risk score has increased / worsen since the last quarter update.
	The risk score has remained the same since the last quarter update.

Risk Mitigation Action Plan

RAG Assessment	Definition
	Action is on track to be completed by the Agreed target date.
	Action is mainly on track with some minor issues preventing the action being completed by the agreed target date. Management interventions required to improve performance and close monitoring by the Head of Service / Service Management Team.
	Action is not on track with major issues preventing the action being completed by the agreed target date. Immediate management interventions and escalation to Directorate Management Board required to improve performance.

Abbreviations

ALN – Additional Learning Needs
 BP – Business Partner
 CCP – Climate Change Plan
 DOR – Direction of Risk.
 IA – Internal Audit
 LAEP – Local Area Energy Plan
 MTFP – Medium Term Financial Plan
 NCC – Newport City Council
 OOC – Out of County
 PPT – People Policy & Transformation
 RAG – Red / Amber / Green
 RSL – Registered Social Landlord
 SEN – Special Education Needs
 SRS – Shared Resource Service (Newport Council's IT Partner)
 WLGA – Welsh Local Government Association
 YJS – Youth Justice Service
 'Name' – Project – Defines a programme or project monitoring from service area plans

Balancing the Council's Medium Term Budget

Risk Overview	To meet the Council's requirement of reducing the gap between Council spend and Budget allocation over the next 3-5 years
Parent Service(s)	Finance (sv)
Lead Cabinet Member(s)	Leader of the Council & Cabinet Member for Economic Growth & Investment




Existing Arrangements to Manage Risk

Governance	<ul style="list-style-type: none"> Finance reported to key strategic boards on monthly basis e.g. Executive Board, Directorate Management Boards, Corporate Management Team, Service Area Management teams. Finance updates reported to Cabinet on revenue and capital position. Corporate Governance and Council Constitution sets roles and responsibilities of financial management.
Internal Controls & Processes	<ul style="list-style-type: none"> Monthly finance (revenue and capital) forecasting of budgets to identify budget pressures and savings. Finance Business Partners supporting budget holders / senior managers. Budget setting process with senior officers / budget holders. Includes consultation with public and other key stakeholders.
Other Arrangements	<ul style="list-style-type: none"> Regulatory / Audit Wales review of Council finances. Internal Audit reviews of finance and financial controls. Local authority network and reporting to Society of Welsh Treasurers and Welsh Government.

Direction of Risk

	DoR	Comment
Balancing the Council's Medium Term Budget	➔	As highlighted as part of the Q1 review, the Council's medium term financial plan highlights a significant budget gap and extremely challenging outlook. The process to review the pressures that comprise the gap and identify the savings required to balance the budget has commenced. However, there is further work to do in this regard, plus there remains uncertainty regarding Welsh Government's financial position and the impact that may have on the level of external grant funding made available to councils going forward. Therefore, the risk of not being able to set a balanced budget or having to use earmarked reserves in order to do so remains high.

Risk Mitigation Action Plan

Mitigating Action	Start Date	Target Date	Estimated Completion Date	Performance
 Finance Business Partner reviews of service area monitoring positions	01 Jun 2023	31 Jan 2024	31 Jan 2024	★
 Regular discussion with Society of Welsh Treasurers.	01 Jul 2023	29 Feb 2024	29 Feb 2024	★
 Senior leadership and Cabinet engagement int MTFP preparations	01 Jun 2023	31 Mar 2024	31 Mar 2024	★
 Service area finance challenge reviews	01 Jul 2023	31 Dec 2023	31 Dec 2023	★

City Centre Security & Safety

Risk Overview	Minimise the risks and disruption to people and businesses due major incidents or deliberate acts that pose hazards to people and business and can result in structural damage; damage/disruption to infrastructure and utilities; impacts on business continuity, reputation, and the economy, in both the city centre and affected surrounding areas.
Parent Service(s)	Infrastructure (sv)
Lead Cabinet Member(s)	Cabinet Member for Infrastructure & Assets



Existing Arrangements to Manage Risk

Governance	<ul style="list-style-type: none"> The Protect Duty Act is currently going through Parliament, which will create a statutory duty for Counter Terrorism preparedness to be undertaken across all city centres across the UK. Newport City Council along with the Wales Extremism Counter Terrorism Unit (WECTU), Heddlu Gwent Police and other emergency services have formed the Newport City Council Protectiveness Security and Preparedness Groups (PSPGs), chaired, and led by NCC. A key role of PSPGs will be the multi-agency assessment of current risk and vulnerabilities, and provision of effective mitigation in a proportionate manner. PSPGs will also ensure responsibilities under the new Protect Duty are discharged.
Internal Controls & Processes	<ul style="list-style-type: none"> Included in the NCC Infrastructure Service Area Plan is the objective to ensure Newport City Council is meeting its requirements under the Civil Contingencies Act, by developing and having in place effective governance and control arrangements to identify, prepare and respond to events in Newport. Supporting this objective, the Council has a well-established and integrated Corporate Emergency Management Plan, which outlines arrangements which are intended to assist the co-ordination of the Authority's response to any actual, or threatened incident, or emergency, while maintaining normal services as far as possible. The plan provides a flexible framework of procedures to enable a quick, effective and appropriate response to mitigate the effects of an incident or emergency that may have an impact on the Council's response. The Council's Emergency Management Structure provides a framework of integrated emergency management to ensure co-ordination within the Council and with external agencies. The structure enables the Council to respond at an operational, tactical and strategic level. At a strategic level in any incident a Gold Duty Officer (Chief Executive, Strategic Director, Head of Service) will be available to decide on what actions to take. Via the Civil Contingencies Duty Officer systems, the Council also provides a 365 24/7 incident response. Consideration to be given to incorporating structured and strategic conversations about security and counter terrorism into pre application stage of major developments.
Other Arrangements	<ul style="list-style-type: none"> Through the duties of the Civil Contingencies Act 2004, that Council also works in partnership with key responding agencies, including the emergency services, to ensure a timely and effective multi agency response to incidents. Multi Agency Plans and Procedures are developed via the Gwent Local Resilience Forum. Due to significant recent major incidents across the UK (Manchester Arena Bombing) the Council with its partners review any recommendations resulting from inquiries to ensure that where necessary appropriate learning is integrated into existing plans and procedures.

Direction of Risk

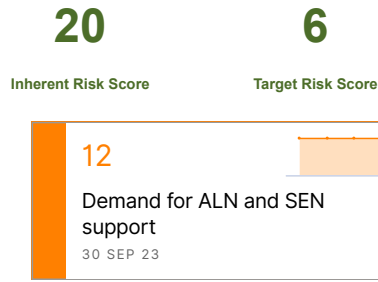
	DoR	Comment
City Centre Security & Safety	➔	The risk score for Q2 remains the same and work is continuing with partners to improve the infrastructure and processes in place. This includes new work with colleagues in Counter Terrorism Policing Wales to assess city centre security measures by not only geographical zones but also business/sector type zones. It is intended that this initiative will support enhanced liaison and buy-in from business across the city centre area.

Risk Mitigation Action Plan

Mitigating Action	Start Date	Target Date	Estimated Completion Date	Performance
<input checked="" type="checkbox"/> City Centre Training to Businesses	28 Feb 2020	31 Mar 2024	31 Mar 2024	●
<input checked="" type="checkbox"/> Co-ordinated evacuation arrangements	31 Mar 2020	31 Mar 2024	31 Mar 2024	●

Demand for ALN and SEN support

Risk Overview	Funding to cover Additional Learning Needs (ALN) and Special Education Needs (SEN) provision across the city is insufficient and does not meet the demand of increasing need.
Parent Service(s)	Education Services (sv)
Lead Cabinet Member(s)	Deputy Leader & Cabinet Member for Education & Early Years



Existing Arrangements to Manage Risk

Governance	<ul style="list-style-type: none"> Schools Forum review and agree funding formulas and funding arrangements for school Schools Forum Finance sub-group. ALN Panel scrutinise pupil information to identify if a specialist placement is needed as part of their statutory duty.
Internal Controls & Processes	<ul style="list-style-type: none"> ALN Implementation finance subgroup review and discuss a number of funding formula models and agree on the most appropriate to be presented firstly to the Schools forum Finance Sub-Group and if in agreement will be presented at Schools Forum for ratification. ALN Panel scrutinise pupil information to identify if a specialist placement is needed as part of their statutory duty. Specific OOC ALN Officer responsible for monitoring OOC provision and where possible look for local alternative provision.
Other Arrangements	<ul style="list-style-type: none"> Newport LA has commissioned 14 places at Catch 22 a primary age Social, Emotional, Behaviour Difficulties Independent Education Provider to reduce the risk of pupils requiring OOC placements.

Direction of Risk

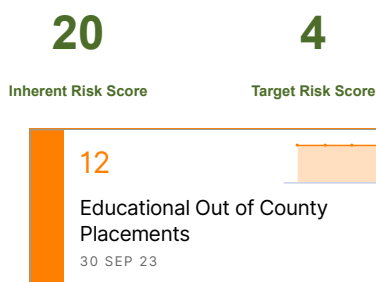
	DoR	Comment
Demand for ALN and SEN support	➔	The risk score has remained static as we continue to maintain the risk within the service area. However there are increasing financial pressures on schools due to ALN reform and the increase of complex pupils. Headteachers have reported that they are struggling to fund the additional learning provision for some of their pupils. The primary Learning Resource Bases are full and a waiting list is in place, Ysgol Bryn Derw is oversubscribed by 17 pupils. Our other specialist provisions are either full or have very few spaces left.

Risk Mitigation Action Plan

Mitigating Action	Start Date	Target Date	Estimated Completion Date	Performance
 Develop a Post – 16 Transition Plan to support ALN learner at all points of transition.	01 Sep 2022	31 Mar 2024	31 Mar 2024	★
 Develop feedback system for learners, parents & carers to support effective stakeholder engagement	01 Nov 2022	31 Mar 2024	31 Mar 2024	★
 Embed anti-poverty strategy across Education Service	01 Sep 2022	31 Mar 2024	31 Mar 2024	★
 Extend specialist provision including Welsh medium within the city to reduce OOC Placements	01 Apr 2022	31 Mar 2024	31 Mar 2024	★
 Implement the ALN and Educational Tribunal Act 2018...	01 Apr 2022	31 Mar 2024	31 Mar 2024	★

Educational Out of County Placements

Risk Overview	Limited access to Newport City Council (NCC) provision for pupils who require complex and specialist placements which results on a reliance on Out of County (OOC) placements both day and residential.
Parent Service(s)	Education Services (sv)
Lead Cabinet Member(s)	Deputy Leader & Cabinet Member for Education & Early Years





Existing Arrangements to Manage Risk

Governance	<ul style="list-style-type: none"> ALN Panel scrutinise pupil information to identify if a specialist placement is needed as part of their statutory duty. Procurement and Head of Service approval needed for OOC placements.
Internal Controls & Processes	<ul style="list-style-type: none"> ALN Panel scrutinise pupil information to identify if a specialist placement is needed as part of their statutory duty. Monthly budget monitoring and review of cost of planned OOC placements Procurement and Head of Service approval needed for OOC placements. Specific OOC ALN Officer responsible for monitoring OOC provision and where possible look for local alternative provision.
Other Arrangements	<ul style="list-style-type: none"> Newport LA has commissioned 14 places at Catch 22 a primary age Social, Emotional, Behaviour Difficulties Independent Education Provider to reduce the risk of pupils requiring OOC placements.

Direction of Risk

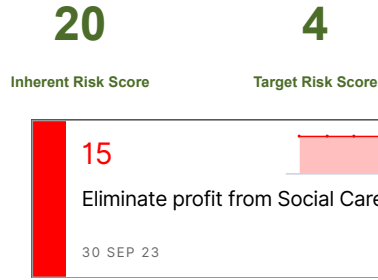
	DoR	Comment
Educational Out of County Placements	→	The OOC risk remains static this quarter. Although there has been a rise in the need for specialist placements - OOC placements have risen to 96, these additional costs are being managed within the service area. Additional local placements have been gained through the opening of the new ASD Base at Llanwern High School in September 2023 and the completion of the tendering process for a secondary Social, Emotional, Behaviour Difficulties (SEBD) provision. The Local Provision Development budget is funding the Base and the SEBD tender which has put a pressure on the LPD budget which is also being managed within the service area. Education and Finance are closely monitoring the in-year budget pressure to mitigate the risk for the remainder of the financial year.

Risk Mitigation Action Plan

Mitigating Action	Start Date	Target Date	Estimated Completion Date	Performance
 Develop a Post – 16 Transition Plan to support ALN learner at all points of transition.	01 Sep 2022	31 Mar 2024	31 Mar 2024	★
 Develop feedback system for learners, parents & carers to support effective stakeholder engagement	01 Nov 2022	31 Mar 2024	31 Mar 2024	★
 Embed anti-poverty strategy across Education Service	01 Sep 2022	31 Mar 2024	31 Mar 2024	★
 Extend specialist provision including Welsh medium within the city to reduce OOC Placements	01 Apr 2022	31 Mar 2024	31 Mar 2024	★
 Implement the ALN and Educational Tribunal Act 2018...	01 Apr 2022	31 Mar 2024	31 Mar 2024	★

Eliminate profit from Social Care

Risk Overview	Increased pressure on Local Authorities to ensure children are placed in accommodation which does not make profit from children by 2027 as part of Welsh Government Legislation. Although Welsh LA's support this in principle it may lead to LA's being forced into developing unregistered emergency placements for children. This is costly and could lead to prosecution of the Head of Children's Services.
Parent Service(s)	Children Services (sv)
Lead Cabinet Member(s)	Cabinet Member for Social Services



Existing Arrangements to Manage Risk

Governance	<ul style="list-style-type: none"> Children Services is working both nationally and regionally to create opportunities to reduce the risks. The Council's Corporate Plan and Service Plan has identified this as a strategic priority to deliver over the next 5 years. Regional collaborative working to identify options and opportunities to create in-house services. Bids have been submitted to WG to develop care homes for children and to assist with developing edge of care provisions in order to reduce the numbers of children entering the care system.
Internal Controls & Processes	<ul style="list-style-type: none"> Newport Council has several settings such as Windmill Farm, and Rosedale Cottage which provide in-house provision which is also available to other local authorities. Bids have been submitted to Welsh Government to develop further provision in Newport. Newport fostering team has a recruitment campaign which is aligned with Foster Wales
Other Arrangements	<ul style="list-style-type: none"> Newport is working with Action for Children to develop a local residential provision for our disabled children and developing further residential provision for our Unaccompanied Asylum Seeker Children. NCC has submitted a bid to Welsh Government for revenue funding up to £15m to support the delivery of this new requirement over the next 3 years. The funding will be used to develop projects to build in-house placement sufficiency. However, after the three year period it is uncertain whether NCC will receive additional funding. It is anticipated for NCC to be notified by the quarter 3.

Direction of Risk

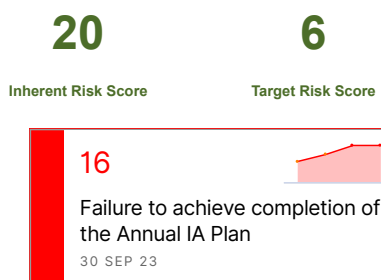
	DoR	Comment
Eliminate profit from Social Care	→	Risk score remains the same as the new Eliminate team is in its infancy and progress will be swifter once they have established their work programmes.

Risk Mitigation Action Plan

Mitigating Action	Start Date	Target Date	Estimated Completion Date	Performance
 Focus on developing specialist fostering placements with psychological support.	01 Oct 2022	31 Mar 2024	31 Mar 2024	●
 Increase the proportion of foster care provision within Newport.	01 Oct 2022	31 Aug 2024	31 Aug 2024	★
 Residential Children's Homes Programme - Project	01 Apr 2021	31 Mar 2028	31 Mar 2028	●

Failure to achieve completion of the Annual IA Plan

Risk Overview	The Internal Audit (IA) Plan comprises of opinion and non-opinion related audit jobs and is based on a number of audit days available to undertake the work. If not enough opinion related jobs are completed to draft report stage by the end of the financial year this could impact on the CIA's ability to provide an overall opinion on the adequacy of the internal control environment, governance arrangements and risk management processes operated within the Council.
Parent Service(s)	Finance (sv)
Lead Cabinet Member(s)	Leader of the Council & Cabinet Member for Economic Growth & Investment



Existing Arrangements to Manage Risk

Governance	<ul style="list-style-type: none"> The Internal Audit team report to the Council's GAC, on the delivery of the Internal Audit Plan. Additional arrangements will be put in place for regular updates to be provided by the Head of Finance and Director of Transformation & Corporate on the delivery of the Audit Plan, recruitment of officers and exploration of potential options for the long term arrangements for the Internal Audit function.
Internal Controls & Processes	<ul style="list-style-type: none"> As part of the Council's duty, the Audit Plan target for 23/24 has reduced from 80% to 50%. The Acting Chief Internal Auditor and Head of Finance are also reviewing the current Internal Audit Plan to prioritise work on the highest risk areas of the Council. This will be presented to the Council's Executive Board and GAC at the next committee meeting in September. Staffing support counter fraud activity including investigations.
Other Arrangements	<ul style="list-style-type: none"> Internal Audit will call in external audit provision through the South Wales Audit Partnership service to support the delivery of high risk audit jobs. Head of Finance and Director for T&C are also exploring long term Internal Audit arrangements for the delivery of the Internal Audit service. This would bring other potential advantages such as access to wider skills and improved resilience.

Direction of Risk

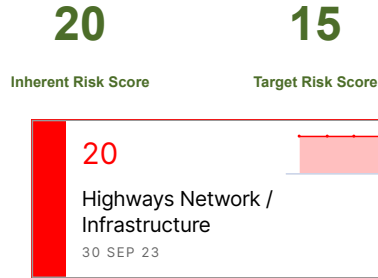
	DoR	Comment
Failure to achieve completion of the Annual IA Plan	➔	No change has been reported for this risk in Q2.

Risk Mitigation Action Plan

Mitigating Action	Start Date	Target Date	Estimated Completion Date	Performance
 Review & assess long term arrangements for the Internal Audit service	01 Aug 2023	31 Mar 2024	31 Mar 2024	★
 Review and deliver a revised Internal Audit plan for 23/24	01 Aug 2023	31 Mar 2024	31 Mar 2024	★
 Undertake urgent recruitment to fill vacancies in the Internal Audit Team	01 Aug 2023	31 Jan 2024	31 Jan 2024	●

Highways Network / Infrastructure

Risk Overview	Failure to recognise current levels of under investment in the whole life of the city's highway network assets in the medium to long term will continue to compound existing maintenance backlog figures.
Parent Service(s)	Infrastructure (sv)
Lead Cabinet Member(s)	Cabinet Member for Infrastructure & Assets



Existing Arrangements to Manage Risk

Governance	<p>Highway Asset Management Plan</p> <ul style="list-style-type: none"> A quinquennial Highway Asset Management Plan (HAMP) is produced by City Services, which was last refreshed in 2019. It seeks to document the activities, processes, and information to support strategic investment decisions and long-term maintenance planning. It provides information on the assets we have responsibility for, monitors how they are performing, documents their depreciation and confirms levels of funding required to mitigate the demands placed upon them. <p>Highway Annual Status and Options Report</p> <ul style="list-style-type: none"> The highway Annual Status and Options report is a product of the HAMP that records the condition of the assets and seeks to identify and prioritise the funding need. The report sets out the status of our assets in terms of extent, value and condition and presents the projected outcome of identified investment options. <p>Highway Maintenance Manual</p> <ul style="list-style-type: none"> The Highway Maintenance Manual documents how the council manages the city's highway maintenance. It sets out how, as highway authority, it discharges its duties and the management of user risk.
Internal Controls & Processes	<ul style="list-style-type: none"> To ensure the asset condition, maintenance requirement and its associated risk to the highway user is understood, the service area undertakes the following internal controls and processes: <p>Reactive Safety Inspections</p> <ul style="list-style-type: none"> These are inspections undertaken in response to stakeholder notification of potential maintenance defects <p>Routine Inspections</p> <ul style="list-style-type: none"> This is a regime of planned safety inspections designed to identify defects that have the potential to cause harm to users and defects that require repair in order to prevent escalation of deterioration and increased (avoidable) maintenance needs. <p>Condition Surveys</p> <ul style="list-style-type: none"> These are both visual and specialist road condition "machine based" surveys, that record the condition of components of the asset to enable a programme of renewal/replacement to be prepared
Other Arrangements	<ul style="list-style-type: none"> The Highway Asset Management Plan projects an anticipated annual capital investment of £500k and an anticipated £1.86m revenue investment through to the end of the current plan in 2023/24.

Direction of Risk

	DoR	Comment
Highways Network / Infrastructure	→	<p>Nationally, the condition of the country's highway infrastructure asset continues to be a cause of concern as a result of historic under investment.</p> <p>Within Newport, the annual highway network investment has continued to decrease over time whilst the number of roads maintainable at public expense and asset usage has continued to rise. Investment levels are failing to maintain "steady State" as a minimum asset condition. Therefore, asset condition continues to deteriorate year on year.</p> <p>In addition to the impact of increased vehicles and usage of assets, increases in permitted axle weights, wetter winters and hotter summers are all resulting in accelerated deterioration and unpredictable asset failure.</p> <p>2022/23 saw a significant decline in highway asset condition, especially within the carriageway and structures (bridges) asset groups. This is anticipated to continue this financial year.</p>

Risk Mitigation Action Plan

The current risk assessment has identified no further action can be undertaken to manage the risk. Ongoing assurance and assessment of the risk will be provided through regular risk reviews by the Directorate / service area and through its internal / external audit assurance activity.

Information and Cyber Security

Risk Overview	Management and security of the Council's data to protect from being accessed and processed inappropriately. This includes preventing inappropriate access, loss, theft, and malicious attacks to maintain business continuity and integrity of our data.
Parent Service(s)	People, Policy & Transformation (sv)
Lead Cabinet Member(s)	Cabinet Member for Organisational Transformation



Existing Arrangements to Manage Risk

Governance	<ul style="list-style-type: none"> Existing governance is documented in the council's information risk management policy. This includes internal groups such as the Information Governance Group chaired by the Director – Transformation and Corporate and the Data Protection Group. It also includes roles of Senior Information Risk Owner (SIRO), Data Protection Officer (DPO), the Information Management team and a designated Cabinet Member with this strategic responsibility. The Annual Information Risk Report is formally reviewed by Overview Scrutiny Management Committee and Cabinet Member – Organisational Transformation. Existing Organisation / Service Area management structure to report and escalate issues to senior officers. Also could be a Programme / Project Board, Task & Finish Group or other governance group which are aware and have oversight of the risk.
Internal Controls & Processes	<ul style="list-style-type: none"> An Annual IT Health Check is carried out in line with requirements of the Public Services Network (PSN). Regular hardware and software updates are carried out by the IT Service. Technical controls are in place including the use of endpoint protection, firewalls, encryption, backups, security certificates, mobile device management etc. Physical security measures are in place to prevent inappropriate access. Data Protection Impact Assessments (DPIA's) are carried out and an Information Risk Register is managed. The council's IT Service, the Shared Resource Service (SRS), has a security function complementing council staff as well as security embedded in various roles. The council has processes for out of hours incidents including the SRS.
Other Arrangements	<ul style="list-style-type: none"> Audit Wales conducts independent reviews including on cyber security. The council is a member of the Warning and Reporting Point (WARP). Shared Resource Service is responsible for the Council's management of systems and processes.

Direction of Risk

	DoR	Comment
Information and Cyber Security	➔	<p>The overall risk score is unchanged. Previous improvements included Security Operations Centre (SOC) and Security Information and Event Management (SIEM) implementation and migration of the Council's data centre with improved back up facilities to the cloud.</p> <p>Existing governance is documented in the council's information risk management policy including the Information Governance Group, Senior Information Risk Owner (SIRO) role and the Annual Information Risk Report. This was reported to Scrutiny Management Committee in August. An Annual IT Health Check is completed in line with the requirements of the Public Services Network (PSN) and compliance was achieved June 2023. The latest Annual IT Health Check was carried out in July and good progress made against vulnerabilities identified. Technical controls are in place alongside physical security measures. The council's IT Service, the Shared Resource Service (SRS), supports through their security function and joint processes for out of hours incidents.</p> <p>The Audit Wales review of Cyber Security was reported to the Council and a formal Council response will be provided with associated actions.</p>

Risk Mitigation Action Plan

Mitigating Action	Start Date	Target Date	Estimated Completion Date	Performance
 Improve Cyber resilience and information security governance	01 Apr 2023	31 Mar 2027	31 Mar 2027	★
 Information & cyber awareness raising and training	01 Apr 2023	31 Mar 2024	31 Mar 2024	★
 Progress implementation of Audit Wales Recommendations	01 Aug 2023	31 Aug 2024	31 Aug 2024	★

Newport Council's Property Estate

Risk Overview	NCC has a significant property estate covering over 170 operational buildings (circa) such as the Civic Centre, Telford Depot, and its school estate etc. The Council has to ensure the estate is maintained to required standards to enable access, safety, security and in the long term sustainable for staff and residents to use.
Parent Service(s)	People, Policy & Transformation (sv)
Lead Cabinet Member(s)	Cabinet Member for Infrastructure & Assets



Existing Arrangements to Manage Risk

Governance	<ul style="list-style-type: none"> The Council's Capital Strategy Asset Management Group is responsible for the monitoring, delivery and reporting of the Council's Assets. This is represented by senior officers from the Council and representatives from the Council's Property Services partner, Newport Norse. The Schools' / Social Services estate is also overseen by the officer led group which also includes representatives from the Council's Property Services partner, Newport Norse and Council representatives.
Internal Controls & Processes	<ul style="list-style-type: none"> Newport Council has contract arrangement with Newport Norse who oversee the management and maintenance of the Council's estate. Service Areas are responsible for the building assets which they use across the Council's estate. Newport Norse are responsible for undertaking regular building condition assessments to ensure that they meet necessary legislative and building regulations. The assessments completed by Newport Norse are risk assessed and reported through the Council's governance groups. Maintenance work completed on the Council's estate is prioritised based upon risk including any reactionary / immediate work that has to be completed. School's estate is devolved to schools and managed through their arrangement with Newport Norse and the Corporate Landlord Policy establishes responsibilities also.
Other Arrangements	<ul style="list-style-type: none"> The Council's asset maintenance budget is insufficient to meet ongoing annual maintenance requirements across the property portfolio, and this is part of the asset rationalisation review. The Council has a joint venture with Newport Norse to oversee and manage the estate portfolio (including schools).

Direction of Risk

	DoR	Comment
Newport Council's Property Estate	✘	The estimated maintenance backlog has increased through work with our property partners Newport Norse. These costs will continue to increase until we reduce our assets or the council invests within the estate. Due to the lack of investment there is an increased likelihood of failures within the estate which increase the pressure on the revenue budgets for reactive repair and maintenance and reduce business continuity options in the event of failure. The programme of work to review the estate is underway and reported through service plans.

Risk Mitigation Action Plan

Mitigating Action	Start Date	Target Date	Estimated Completion Date	Performance
 Adherence to the Corporate Landlord Policy and ensuring that all Premises Managers are accountable.	01 Oct 2022	31 Mar 2024	31 Mar 2024	★
 Asset Rationalisation - Project	01 Oct 2022	31 Mar 2027	31 Mar 2027	★
 Develop and manage effective contract management arrangements with Newport Norse.	01 Oct 2022	31 Dec 2025	31 Dec 2025	★
 Review building requirements for staff accommodation.	01 Oct 2022	31 Mar 2024	31 Mar 2024	★
 Review NCC Strategic Asset Management Plan, and Disposal and Asset transfer strategies.	01 Oct 2022	31 Mar 2024	31 Mar 2024	★

Pressure on Adult Services

Risk Overview	There is increasing pressure on Adult Services to deliver services to adults with complex and long lasting needs. With an increase in demand / volume of referrals and care packages the Council has seen an increase in costs whilst in the context of tightening budgets. There are also additional statutory requirements to safeguard adults in our care and prevent risk of harm, injury or a loss of life.
Parent Service(s)	Adult Services (sv)
Lead Cabinet Member(s)	Cabinet Member for Social Services



Existing Arrangements to Manage Risk

Governance	<ul style="list-style-type: none"> Newport Council has a new structure with a Director of Social Services and three service areas to deliver Social Services. There are regular Directorate and Service Area meetings held to monitor and report the delivery of Adult Services. At a regional level the Council is part of the Regional Partnership Board which oversees the delivery of social services across Gwent. A Population Needs Assessment has been undertaken for Gwent in relation to the forecasting of demand and provision of services across Newport and Gwent.
Internal Controls & Processes	<ul style="list-style-type: none"> NCC Adult Services has various mechanisms to monitor and report on the delivery of its services through financial and non-financial performance measures. Regular reports and updates are provided through Directorate, Service and Team management levels in the organisation.
Other Arrangements	<ul style="list-style-type: none"> The delivery of Adult Services is subject to External Regulatory review through Care Inspectorate Wales. Internal Audit provide assurance in relation to the delivery of Adult Services.

Direction of Risk

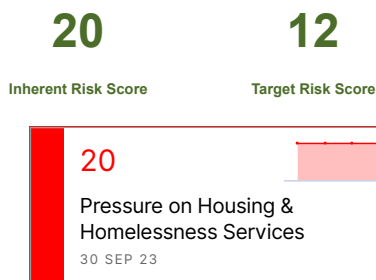
	DoR	Comment
Pressure on Adult Services	➡	The increased pressure on adult services since the pandemic and the complexity of referrals continues to provide pressure for adult services. Health and hospital discharge requirements of patients continue to overwhelm the social care provision of services.

Risk Mitigation Action Plan

Mitigating Action	Start Date	Target Date	Estimated Completion Date	Performance
 Appointeeship Service - Project	01 Apr 2021	31 Mar 2024	31 Mar 2024	★
 Dementia Hwb in Newport - Project	01 Oct 2022	31 Mar 2024	31 Mar 2024	●
 Hospital Service - Project	01 Oct 2022	31 Mar 2024	31 Mar 2024	★
 Integration of Frailty service into Info, Advice & Assistance hub - Project	01 Apr 2021	31 Mar 2024	31 Mar 2024	★
 Redesign of Adult Services - Project	01 Oct 2022	31 Mar 2024	31 Mar 2024	★

Pressure on Housing & Homelessness Services

Risk Overview	Increased pressures being faced by the Council's housing service as result of new legislative requirements, lack of affordable permanent accommodation, cost of living crisis and uncertainty over future financial grants from Welsh Government
Parent Service(s)	Housing & Communities (sv)
Lead Cabinet Member(s)	Cabinet Member for Strategic Planning, Regulation & Housing



Existing Arrangements to Manage Risk

Governance	<ul style="list-style-type: none"> Housing Transformation Board has been established to deliver changes required to the housing service. Housing and Homelessness including Housing Transformation Board is monitored and reported to the Environment & Sustainability Directorate Management Team and Service Management Team. Regular updates are provided to the Cabinet Member for Strategic Planning, Regulation & Housing on performance and risk. Furthermore there are existing team arrangements to monitor and report the delivery of the service. The Housing and Homelessness teams are also involved with the Strategic Housing Forum and its associated subgroups with Registered Social Landlords and Rough Sleeper Strategic Group.
Internal Controls & Processes	<ul style="list-style-type: none"> Weekly meetings are held with the finance BP to discuss budgets and forecasting. The Housing and Homelessness teams also submit monthly finance forecasts and produce quarterly performance measures to monitor performance. There are also other operational performance measures monitored and reported through the teams. The team also submit monthly Wales Housing statistics to Welsh Government.
Other Arrangements	<ul style="list-style-type: none"> Welsh Government grants were received during 2022-23 which reduce the overall spend on the housing advice and temporary accommodation service. WG has advised that additional grant funding will be forthcoming in future years but has given no indicative figures. The Housing and Homelessness teams are also involved with the Strategic Housing Forum and its associated sub groups with Registered Social Landlords and Rough Sleeper Strategic Group. NCC provides regular monitoring performance reports on its housing and homelessness position.

Direction of Risk

	DoR	Comment
Pressure on Housing & Homelessness Services	➔	Welsh Government's changes to Homelessness legislation in December 2022 continues to have an impact on the number of households whom the authority has a statutory duty to accommodate in temporary accommodation. Supply is not keeping pace with demand and the cost of living crisis has started to increase this demand further. An additional risk has emerged this reporting period which relates to the Home Office Streamlined Asylum Process (SAP) whereby it is estimated that an additional 200 households may require accommodation before the end of the calendar year, with very little notice being given to the authority. A number of initiatives are being explored to increase the supply of temporary and permanent housing and reduce the use of bed and breakfast and hotel accommodation. A 'prevention' team has also been created with a focus on preventing homelessness wherever possible to avoid additional placements into temporary housing.

Risk Mitigation Action Plan

Mitigating Action	Start Date	Target Date	Estimated Completion Date	Performance
<input checked="" type="checkbox"/> Coalition & Action Plan established for Homewards Programme.	01 Apr 2023	31 Mar 2027	31 Mar 2027	★
<input checked="" type="checkbox"/> Establish multi-agency task forces to reduce rough sleeping & homelessness	01 Apr 2023	31 Mar 2024	31 Mar 2024	●
<input checked="" type="checkbox"/> Housing Transformation - Project	01 Apr 2023	31 Mar 2025	31 Mar 2025	★
<input checked="" type="checkbox"/> Increase the number of private landlords with high quality & affordable housing	01 Oct 2022	31 Mar 2024	31 Mar 2024	★
<input checked="" type="checkbox"/> Increase the number of Social Housing Units in Newport	01 Jun 2023	31 Mar 2024	31 Mar 2024	★
<input checked="" type="checkbox"/> Produce a Housing Prospectus	01 Oct 2022	31 Mar 2024	31 Mar 2024	●
<input checked="" type="checkbox"/> Produce a Local Housing Market Assessment	01 Oct 2022	31 Dec 2024	31 Dec 2024	●
<input checked="" type="checkbox"/> Publish a Homelessness Prevention and Support Strategy for Newport	01 Apr 2023	31 Mar 2025	31 Mar 2025	●
<input checked="" type="checkbox"/> Publish Newports Rapid Rehousing Transition Plan	01 Oct 2022	31 Dec 2023	31 Dec 2023	●
<input checked="" type="checkbox"/> Restructure the Housing Service to meet service needs.	01 Jan 2023	31 Mar 2024	31 Mar 2024	●
<input checked="" type="checkbox"/> Review Temporary Accommodation in use to reduce cost	01 Apr 2023	31 Mar 2024	31 Mar 2024	★
<input checked="" type="checkbox"/> Review the Council's Empty Residential Property Action Plan	01 Jun 2023	31 Mar 2024	31 Mar 2024	●
<input checked="" type="checkbox"/> Review the HMO Licensing Scheme and take appropriate action, including licence renewal	01 Apr 2023	31 Mar 2024	31 Mar 2024	★

Pressure on the Delivery of Children Services

Risk Overview	Children Services are facing pressures to manage increase in volume of referrals and cases of children with complex needs. This is in a context of inflationary cost rises and budgets not being able to meet these cost increases; alongside recruitment and retention issues across the Social Care sector and in Newport.
Parent Service(s)	Children Services (sv)
Lead Cabinet Member(s)	Cabinet Member for Social Services



Existing Arrangements to Manage Risk

Governance	<ul style="list-style-type: none"> Children Services delivered in accordance with Social Services and Well-being Act, Well-being of Future Generations and Children's Act. There are governance arrangements in place at local, regional and national levels. Directorate and Service Management Teams meet monthly to provide service and performance updates on the delivery of the service. This includes performance, finance and HR information to inform decision making. Additionally, the Council's Executive Board and Corporate Management Team has oversight in the delivery of services. At a regional (Gwent) level, Heads of Service and Director of Social Services represent Newport Council at the Regional Partnership Board. Service pressures are reported here and collaborative working between agencies and other local authorities. The Safeguarding Board and Children's Family Strategic Partnership Board collaboratively work at regional levels to monitor and manage demand issues.
Internal Controls & Processes	<ul style="list-style-type: none"> The Council's Children Services teams deliver services in compliance with the Social Services and Well-being Act and Children's Act. Internal Controls and processes are established to meet these requirements under the different Acts. WCCIS system monitors and records caseloads and case management across social services. Regular (Monthly) check ins and case management meetings are held between the Council's staff and managers to monitor and manage caseloads. Collaborative and co-production working takes place between Children Services and other agencies to manage caseloads. This includes Foster Wales. Human Resources – HR Business Partners support Managers with the recruitment and retention of staff including working the Council's Communications team to promote social care roles. Finance – monthly forecasting and monitoring of finances across Children services. Mechanisms in place to escalate budget pressures and Finance Business Partners forecasting demand pressures / resources. Commissioning and procurement to find best value for residential placements. Performance Management – Monthly reporting to Welsh Government and regular performance monitoring of services in Newport.
Other Arrangements	<ul style="list-style-type: none"> Care Inspectorate Wales (External Regulator) and Internal Audit provide assurance of governance, internal control and risk management. Third sector partnership working with Barnardos – prevention and statutory functions supporting families, MyST, residential homes provision, and Foster families.

Direction of Risk

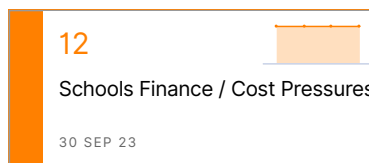
	DoR	Comment
Pressure on the Delivery of Children Services	→	The significant pressures within the service remains, there are a number of staff vacancies across the service. Complexity of need and an increase of what is coming through the front door puts pressure on service delivery.

Risk Mitigation Action Plan

Mitigating Action	Start Date	Target Date	Estimated Completion Date	Performance
 Access appropriate regional and National workforce development groups.	01 Oct 2022	31 Mar 2024	31 Mar 2024	
 Acquisition of new YJS intervention hub.	01 Oct 2022	31 Mar 2025	31 Mar 2025	
 Children Services - Support staff to access social care training to social work qualification.	01 Oct 2022	31 Mar 2024	31 Mar 2024	
 Develop support provided by the YJS incorporating robust early intervention and prevention work.	01 Apr 2022	31 Mar 2024	31 Mar 2024	
 Extend the Rapid Response team with an expanded evening and weekend crisis offer.	01 Oct 2022	30 Jun 2024	30 Jun 2024	

Schools Finance / Cost Pressures

Risk Overview	Cost pressures of schools are not met resulting in increased deficit budgets
Parent Service(s)	Education Services (sv)
Lead Cabinet Member(s)	Deputy Leader & Cabinet Member for Education & Early Years



Existing Arrangements to Manage Risk

Governance	<ul style="list-style-type: none"> Structures within Education and Finance support the escalation of identified issues to senior officers, Heads of Services and Executive Board. In addition, the Schools Forum is a statutory committee which acts as a consultative body in relation to any changes to the schools funding formula, and task and finish sub-groups are created to consider specific elements where necessary. Schools Governors are also responsible for monitoring and reporting school finance positions.
Internal Controls & Processes	<ul style="list-style-type: none"> The Finance Business Partners provide a key role through their relationships with schools, and support early identification of emerging issues. Any issues are escalated to the Lead and Senior Finance Business Partners and the Assistant Head of Education to consider intervention and discussions around appropriate mitigating actions.
Other Arrangements	<ul style="list-style-type: none"> Each school has a Service Level Agreement with the Council to support them in financial planning and monitoring, although schools have a choice in the level of service they wish to procure under these arrangements.

Direction of Risk

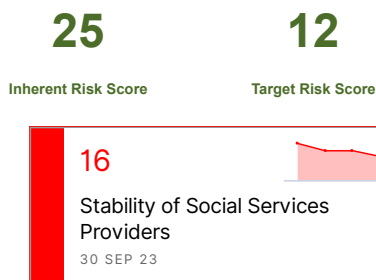
	DoR	Comment
Schools Finance / Cost Pressures	➔	Whilst all schools across the city were able to set balanced budgets for this financial year, for many this was only possible through use of reserves. Work undertaken over the summer term to review governor approved budgets has identified that two schools have already moved into projected deficit positions, and a small number of other schools are at risk of moving into a deficit position as the year progresses. Targeted work is currently underway with these schools to consider ways in which unexpected costs might be mitigated, but the position remains precarious. Forward planning work will be undertaken in the autumn term to identify those schools at risk of being unable to set a balanced budget for 2024/25.

Risk Mitigation Action Plan

Mitigating Action	Start Date	Target Date	Estimated Completion Date	Performance
 Review approved school budgets and investigate future spend plans...	01 Apr 2022	31 Mar 2024	31 Mar 2024	★

Stability of Social Services Providers

Risk Overview	The Council requires support from external providers to deliver care packages for children and adults (residential / Non Residential). The current marketplace for external providers is volatile due to the increasing costs to provide care, maintain homes, staffing meeting legislative and regulatory requirements.
Parent Service(s)	Adult Services (sv)
Lead Cabinet Member(s)	Cabinet Member for Social Services



Existing Arrangements to Manage Risk

Governance	<ul style="list-style-type: none"> Newport City Council is consistently reviewing and monitoring the provision of residential and non-residential care providers in the city and across the region. Regular Directorate and Service area meetings are held including representatives from Finance to assess and forecast the Council's financial position. Extensive work being undertaken regionally and nationally to support providers and to explore alternative models of provision. This includes Welsh Government officials and is linked to extensive focus and work with health colleagues to explore care in hospital settings and the need to provide community based care.
Internal Controls & Processes	<ul style="list-style-type: none"> The Council undertakes regular monitoring and assessment of placements and care packages across Adult Services. The Commissioning team are in weekly if not daily contact with providers in order to support packages of care. Similarly staff from the teams are in very regular contact with residential providers including links with Care Inspectorate Wales. The Council's financial monitoring and reporting of care provision is also undertaken monthly. Contract management arrangements are in place to manage provision and ensure providers meet necessary requirements, standards and provide value for money.
Other Arrangements	<ul style="list-style-type: none"> The focus on this area of work is extensive including external monitoring.

Direction of Risk

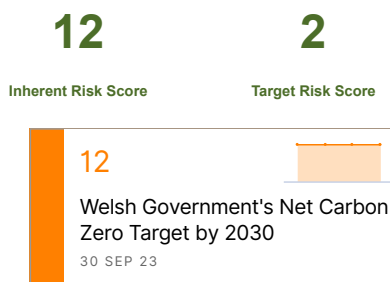
	DoR	Comment
Stability of Social Services Providers	↓	this has slightly improved with the recruitment of managers and the redesign of the structure offering support to teams across adult services.

Risk Mitigation Action Plan

Mitigating Action	Start Date	Target Date	Estimated Completion Date	Performance
 Collaborate with residential/dom care providers to ensure fair & sustainable costs are maintained	01 Oct 2022	31 Mar 2024	31 Mar 2024	★
 Increase the provision of accommodation for adults with learning disabilities.	01 Oct 2022	31 Mar 2024	31 Mar 2024	★

Welsh Government's Net Carbon Zero Target by 2030

Risk Overview	Welsh Government has set a target for all public sector bodies to be net zero carbon by 2030. To achieve this target, NCC has a Climate Change Plan 2022-27 to deliver key actions and projects.
Parent Service(s)	Environment & Public Protection (sv)
Lead Cabinet Member(s)	Cabinet Member for Climate Change & Bio-diversity



Existing Arrangements to Manage Risk

Governance	<ul style="list-style-type: none"> The Climate Change Plan is overseen by the Climate Programme Board. Six subgroups are in place to lead on each of the themes which reports to the Climate Programme Board. Strategic Director (Environment & Sustainability) is the chair of the Climate Programme Board and lead officer of the Climate Change Plan. Strategic Director (Transformation & Corporate) is Deputy Lead and Vice Chair.
Internal Controls & Processes	<ul style="list-style-type: none"> Quarterly reports are reported to the Programme Board and Cabinet Member and half yearly reports are reported to Overview and Scrutiny Management Committee. An Annual Report which includes council carbon emissions is reported to Cabinet each year. Action plans are reviewed on an annual basis to agree work for the following year.
Other Arrangements	<ul style="list-style-type: none"> The council is working with partners to implement the Local Area Energy Plan which is the route map to a carbon net zero energy system by 2050 for the whole of the local authority area. The council is also working with One Newport partners to develop a Newport-wide strategy.

Direction of Risk

	DoR	Comment
Welsh Government's Net Carbon Zero Target by 2030	➔	Due to an increase in resource, grant funding and engagement, our risk of not achieving our 2030 carbon neutral target is reducing.

Risk Mitigation Action Plan

Mitigating Action	Start Date	Target Date	Estimated Completion Date	Performance
 Accelerate the roll out of access to Electric Vehicle charging for residents (CCP & LAEP)	01 Apr 2022	31 Mar 2024	31 Mar 2024	★
 Engagement with Newport's industrial cluster to decarbonise (CCP & LAEP)	01 Apr 2022	31 Mar 2024	31 Mar 2024	★
 Identify and apply for funding to support actions across the Climate Change Plan.	01 Apr 2022	31 Mar 2024	31 Mar 2024	★
 New buildings net zero and retrofit existing buildings (Climate Change Plan)	01 Apr 2022	31 Mar 2024	31 Mar 2024	★
 PPT support the Council's Climate Change Plan delivering Our Buildings, Our Land and Procurement	01 Oct 2022	31 Mar 2024	31 Mar 2024	★
 PPT supporting the Council's Climate Change Plan delivering its Strategic themes	01 Oct 2022	31 Mar 2024	31 Mar 2024	★
 Support Cardiff Capital Region work on regional Domestic Energy Efficient schemes (CCP & LAEP)	01 Apr 2022	31 Mar 2024	31 Mar 2024	★
 Support reducing transport emissions and develop integrated network (Climate Change Plan)	01 Apr 2022	31 Mar 2024	31 Mar 2024	★
 Support to improve organisation Climate Change Culture & Leadership	01 Oct 2022	31 Mar 2024	31 Mar 2024	★



Report

Governance and Audit Committee

Part 1

Date: 23rd November 2023

Subject Draft Governance and Audit Committee Annual Report 2022/23

Purpose To provide members of the Governance and Audit Committee an opportunity to comment on the Governance and Audit Committee Annual Report 2022/23

Author Head of Finance

Ward All Wards

Summary This report provides an opportunity for members of the Governance and Audit Committee to consider and comment on the Draft Governance and Audit Committee Annual Report 2022/23. The report demonstrates how the Committee has met its Terms of Reference under the Council's Constitution as set out by the Local Government Measure 2011 and the Local Government and Elections (Wales) Act 2021.

The Committee has achieved this by concentrating on its core responsibilities during the year.

The Governance and Audit Committee is to present its Annual Report 2022/23 to full Council.

Proposal To agree the Committee's annual report for submission to the Council in order to meet the requirements.

Action by Chair of Governance and Audit Committee

Timetable Final report to be presented to Council in January 2024.

This report was prepared after consultation with:

- Strategic Director for Transformation and Corporate
- Head of Law and Standards
- Head of People, Policy and Transformation

Signed

Background

The Council's Governance and Audit Committee has responsibility for ensuring that there are procedures in place within the Council to guarantee the adequacy and effectiveness of financial control and corporate governance arrangements.

A key component of good governance for all organisations is to have in place a Governance and Audit Committee.

Newport City Council complies with this requirement; the Terms and Reference, as included within the Council's Constitution, is set in line with the Local Government Measure 2011 and the Local Government and Elections (Wales) Act 2021. The responsibilities of Governance and Audit Committee, as required by the above legislation, are included in full under Appendix 1 of the Annual Report.

The Local Government and Elections (Wales) Act 2021 determined that a number of changes must be brought into effect:

- former Audit Committees would be re-named Governance and Audit Committees
- from May 2022 the Chair of the Governance and Audit Committee was required to be a lay member
- one third of its membership had to be lay members.

Newport City Council's Governance and Audit Committee comprised three lay members and five elected members during 2022/23. The Committee held six meetings during the municipal year. All meetings were held on a hybrid basis in accordance with Part 4, Appendix 2 of the Constitution setting out arrangements for multi-location meetings. All meetings in 2022/23 were quorate.

Summary

Regular reports were received by the Governance and Audit Committee throughout the year. All Members contributed to the challenge process where officers were held to account for improving identified systems weakness. Members contributed positively to the process and took the responsibility of being on the Governance and Audit Committee seriously.

As in previous years, the Committee's main responsibilities concerned having robust and proportionate oversight of the Council's governance, internal control and risk management arrangements including:

- Approving the internal audit plan and monitoring performance against the plan
- Reviewing internal audit reports and seek assurances of change where required
- Considering the reports of external audit and inspection agencies
- Reviewing the draft financial statements
- Reviewing the Council's Treasury Management Strategies and compliance with Prudential Indicators in this respect.
- Considering the effectiveness of the Authority's risk management arrangements
- Maintaining an overview of the Council's Constitution in respect of contract procedure rules and financial regulations
- Making recommendations, as appropriate, to Cabinet and Council on any matters reported through the Governance and Audit Committee
- Ensuring compliance with legal requirements, namely the Local Government and Elections (Wales) Act 2021, in respect of overseeing the Council's performance assessment and the arrangements for handling complaints

- Scrutinising and being satisfied with the Council's Annual Governance Statement, to demonstrate how governance supports the achievement of objectives, and monitor management action in-year to further improve arrangements; and
- Supporting the ongoing development and effectiveness of Governance and Audit Committee.

A standard agenda item for the Governance and Audit Committee introduced in 2022/23 is a Recommendation Table, where named officers are responsible for updating the Committee on previous matters discussed or questions raised. This ensures appropriate responses are received and accepted by the Committee on issues they felt were important enough to challenge and hold officers to account.

The Chartered Institute of Public Finance and Accountancy (CIPFA) Guidance identifies 'Core Functions' of a Governance and Audit Committee along with what it refers to as possible 'wider functions' of a Governance and Audit Committee. The Committee fulfilled its role during 2022/23 by receiving a comprehensive suite of reports in line with its work programme for the year, as shown at Appendix 2 of the full report.

The Committee were satisfied that the Council's assurance statements, including the annual governance statement (AGS), properly reflected the risk environment and any actions required to improve it, and demonstrated how governance supports the achievement of the Council's objectives.

Financial Summary

The co-opted members of the Governance and Audit Committee are entitled to a special responsibility allowance in accordance with the prescribed members' allowances scheme. There are no specific costs associated with the running of this committee other than those involved in the cost of administration of this and other council functions within the democratic process.

Risks

Risk Title / Description	Risk Impact score of Risk if it occurs* (H/M/L)	Risk Probability of risk occurring (H/M/L)	Risk Mitigation Action(s) What is the Council doing or what has it done to avoid the risk or reduce its effect?	Risk Owner Officer(s) responsible for dealing with the risk?
Non-compliance with the requirements of the Local Government Measure	M	L	This report suggests the content of an annual report in line with the requirements of the Measure.	Head of Finance
Inadequate resources to discharge the statutory requirements of the Measure	M	L	The Annual Report confirms the adequacy of existing resources.	Head of Finance

* Taking account of proposed mitigation measures

Links to Council Policies and Priorities

Corporate Plan 2022-27

Annual Governance Statement

The Governance & Audit Committee have an integral role in contributing to the Council governance arrangements and processes across a wide range of issues and in doing so; helps the Council in meeting its objectives and priorities.

Options Available and considered

Option 1: To consider the annual report and to present an agreed version of the report to the Council.

Option 2: To take no action

Preferred Option and Why

Option 1 is the recommended option in order to meet the requirements of the Local Government Measure.

Comments of Chief Financial Officer

This report and the accompanying annual assessment of the Governance & Audit Committee provides a self-evaluation of the work of the committee over the 2022/23 financial year. There are no direct financial impacts.

Comments of Monitoring Officer

According to the Local Government and Elections (Wales) Act 2021, the Council must keep under review the extent to which it is exercising its functions effectively and using its resources economically, efficiently and effectively. The Council must also ensure that it has effective governance arrangements in place to ensure that those matters are kept under review. The aforementioned requirements are known as the Council's "*performance requirements*". The Council must also consult with local people, other people carrying on business in its area, its staff and any trade unions recognised by the Council at least once in each financial year about the extent to which the Council is meeting its performance requirements.

S.91 of the Act requires the Council to produce a report in each financial year, known as a "*self-assessment report*", setting out its conclusions as to the extent to which it has met its performance requirements during that financial year. The annual assessment document appended to this report is intended to fill that purpose. The report must:

- set out any actions the council intends to take, and any actions it has already taken, with a view to increasing the extent to which it will meet the performance requirements in the financial year following the financial year to which the report relates;
- include the council's conclusions as to the extent to which any actions included by virtue of the above point in the council's preceding report increased the extent to which the council met the performance requirements in the financial year to which the self-assessment report relates; and
- take into account the views of the consultees referred to above.

The Council is required to make a draft of the self-assessment report available to its Governance and Audit Committee and this report to Committee fulfils that purpose. The Committee must review the draft report and may make recommendations for changes to the conclusions and/or proposed actions set out in the document.

Accordingly, the Committee should consider the draft report and ensure that it complies with all of the above points; where the Committee does not feel that the report does so, it should recommend amendments to the draft report in order to address such concerns.

Comments of Head of People, Policy and Transformation

The report provides members of the Committee the opportunity to consider and comment on the draft Governance and Audit Committee Annual Report 2022/23 before submission to Council. The Annual Report outlines how the Committee has discharged its responsibilities in terms of the democratic services function in accordance with the Local Government (Wales) Measure 2011.

Through ensuring the effectiveness of the Council's corporate governance and decision-making processes, the Council will ensure that requirements of the Well-being of Future Generations (Wales) Act 2015 are met, and the Five Ways of Working are properly embedded within the Council's governance and decision-making structures. The Committees work also supports the development of A More Equal Wales and doesn't adversely affect any of the other Well-being Goals for Wales.

There is no specific consultation required, with no direct HR implications associated with this report.

Scrutiny Committees

Not applicable.

Fairness and Equality Impact Assessment:

- **Wellbeing of Future Generation (Wales) Act**
- **Equality Act 2010**
- **Socio-economic Duty**
- **Welsh Language (Wales) Measure 2011**

The Governance and Audit Committee Annual Report outlines how the Committee has discharged its responsibilities in terms of the democratic services function in accordance with the Local Government (Wales) Measure 2011. Part of its role is to review and monitor the effectiveness of the Council's corporate governance and decision-making processes and the terms of the Council's Constitution.

Through ensuring the effectiveness of the Council's corporate governance and decision-making processes, the Council will ensure that requirements of the Wellbeing of Future Generations (Wales) Act 2015 are met and the following principles of the Act are able to be properly embedded within the Council's governance and decision making structures:

- **Long term:** the importance of balancing short- term needs with the need to safeguard the ability to also meet long-term needs.
- **Prevention:** How acting to prevent problems occurring or getting worse may help us meet our objectives.
- **Integration:** Consider how the proposals will impact on our wellbeing objectives, our wellbeing goals, other objectives, or those of other public bodies.
- **Collaboration:** have you considered how acting in collaboration with any other person, or any other part of our organisation could help meet our wellbeing objective.
- **Involvement:** The importance of involving people with an interest in achieving the wellbeing goals and ensuring that those people reflect the diversity of the City.

The Committee's work in developing and publishing the Council's Participation Strategy supports the development of A More Equal Wales; achieving more diversity in decision-makers and the voices that are heard in decision-making will help to reduce inequalities. The Strategy does not adversely affect any of the other Well-being Goals for Wales. The Strategy underpins the Involvement principle of the Wellbeing of Future Generations (Wales) Act 2015 by supporting residents to be involved in making the decisions that affect them, considering diverse needs when developing services, and helping people to feel connected to the place that they live.

Consultation

Not applicable.

Background Papers

Minutes of previous meetings of Governance and Audit Committee

Constitution

Cabinet Papers

Dated: 23rd November 2023

Governance and Audit Committee Annual Report 2022-23

1. Introduction

- 1.1. The Council's Governance and Audit Committee has responsibility for ensuring that there are procedures in place within the Council to guarantee the adequacy and effectiveness of financial control and corporate governance arrangements.
- 1.2. The Local Government (Wales) Measure 2011 ("The Measure") (as amended by the Local Government and Elections (Wales) Act 2021) requires the Council to appoint a Governance and Audit Committee. The Measure (as amended) prescribes the functions of the Governance and Audit Committee as:
 - Reviewing and scrutinising the authority's financial affairs
 - Making reports and recommendations in relation to the authority's financial affairs
 - Reviewing and assessing the risk management, internal control, performance assessment and corporate governance arrangements of the authority
 - Making reports and recommendations to the authority on the adequacy and effectiveness of those arrangements
 - review and assess the authority's ability to handle complaints effectively.
 - make reports and recommendations in relation to the authority's ability to handle complaints effectively.
 - Oversee the council's internal and external audit arrangements and
 - Review the financial statements prepared by the authority.
- 1.3. The Local Government and Elections (Wales) Act 2021 determined that a number of changes must be brought into effect:
 - former Audit Committees would be re-named Governance and Audit Committees
 - from May 2022 the Chair of the Governance and Audit Committee was required to be a lay member
 - one third of its membership must be lay members.
- 1.4. The Terms of Reference, as included within the Council's Constitution, are set in line with the Local Government Measure 2011 and the Local Government and Elections (Wales) Act 2021. The responsibilities of Governance and Audit Committee, as required by the above legislation, are included in full under Appendix 1 of the Annual Report.
- 1.5. In May 2022, the Head of Law and Standards presented an information only report setting out the legislative changes in terms of the title and Constitution of the Committee and the revised Terms of Reference. The report also set out the revised remit in terms of considering and making recommendations about the Council's self-assessment report, and its response to panel performance assessment and special inspection reports. The report confirmed the strengthening of the lay membership requirements, so that one third of members would be required to be lay members.
- 1.6. Newport City Council's Governance and Audit Committee comprises three lay members and five elected members; elected member representation reflects the proportional representation of the full Council. The lay member positions were advertised as vacancies in early 2022 and appointments were made following a process of assessment and selection.

1.7. The Committee appointed a Chair and Vice Chair at their inaugural meeting in May 2022.

1.8. The Committee met on six occasions during the municipal year 2022/23:

- 26th May 2022
- 28th July 2022
- 29th September 2022
- 27th October 2022
- 26th January 2023
- 30th March 2023

1.9. The Governance and Audit Committee is supported by Democratic Services with the Strategic Director for Transformation and Corporate, the Head of Finance, the Assistant Head of Finance, the Audit Manager and Head of People, Policy, and Transformation in attendance at most meetings. Other Officers are invited to attend as required by the agenda. External Audit (Audit Wales) are invited to all meetings.

1.10. All meetings were held on a hybrid basis in accordance with Part 4, Appendix 2 of the Constitution setting out arrangements for multi-location meetings. All meetings in 2022/23 were quorate.

2. Work Delivered in 2022/23

2.1. Regular reports were received by the Governance and Audit Committee throughout the year. All Members contributed to the challenge process where officers were held to account for improving identified systems weakness. Members contributed positively to the process and took the responsibility of being on the Governance and Audit Committee seriously.

2.2. As in previous years, the Committee's main responsibilities concerned having robust and proportionate oversight of the Council's governance, internal control and risk management arrangements including:

- Approving the internal audit plan and monitoring performance against the plan
- Reviewing internal audit reports and seek assurances of change where required.
- Considering the reports of external audit and inspection agencies
- Reviewing the draft financial statements
- Reviewing the Council's Treasury strategies and performance
- Considering the effectiveness of the Authority's risk management arrangements
- Maintaining an overview of the Council's Constitution in respect of contract procedure rules and financial regulations
- Making recommendations, as appropriate, to Cabinet and Council on any matters reported through the Governance and Audit Committee
- Ensuring compliance with legal requirements, namely the Local Government and Elections (Wales) Act 2021, in respect of overseeing the Council's performance assessment and the arrangements for handling complaints

- Scrutinising and being satisfied with the Council's Annual Governance Statement, to demonstrate how governance supports the achievement of objectives, and monitor management action in-year to further improve arrangements; and
 - Supporting the ongoing development and effectiveness of Governance and Audit Committee.
- 2.3. A standard agenda item for the Governance and Audit Committee introduced in 2022/23 is a Recommendation Table, where named officers are responsible for updating the Committee on previous matters discussed or questions raised. This ensures appropriate responses are received and accepted by the Committee on issues they felt were important enough to challenge and hold officers to account.
- 2.4. The Chartered Institute of Public Finance and Accountancy (CIPFA) Guidance identifies 'Core Functions' of a Governance and Audit Committee along with what it refers to as possible 'wider functions' of a Governance and Audit Committee. The Committee fulfilled its role during 2022/23 by receiving a comprehensive suite of reports in line with its work programme for the year, as shown at Appendix 2.
- 2.5. The Committee were satisfied that the Council's assurance statements, including the annual governance statement (AGS), properly reflected the risk environment and any actions required to improve it, and demonstrated how governance supports the achievement of the Council's objectives.

3. Internal Audit, External Audit, and Inspection Agencies

- 3.1. During the year 2022/23, the Governance and Audit Committee received Internal Audit performance updates, details of finalised audit assignments and progress on implementation of audit recommendations. This suite of information has enabled Members of the Committee to consider the effectiveness of the Internal Audit process for 2022/23 within the assurance framework.
- 3.2. A key part of the Governance and Audit Committee's role is to support the Council's Internal Audit Service to remain independent, assess whether it has adequate resources available to it and to monitor the performance and quality of work delivered throughout the year. The Internal Audit Service fulfilled this requirement through approval of a revised Internal Audit Charter in May 2022. The revision included the Public Sector Internal Audit Standards (PSIAS) update in 2017, inclusion of an Internal Audit Mission, reference to the new Executive Board and Strategic Directors within the Council and reference to the new Governance and Audit Committee.
- 3.3. The results of Internal Audit's work for the preceding financial year were brought together in the form of the Chief Internal Auditor's Annual Report for 2021/22, which was brought to Committee in May 2022. The report presented the Committee with an overall opinion on the adequacy and effectiveness of the Council's internal controls during 2021/22, which was Reasonable - Adequately controlled. The disruption caused by the Coronavirus pandemic continued into 2021/22 with the Internal Audit team unable to undertake all their planned work due to services prioritising the delivery of frontline services and the restrictions imposed on visiting premises as a result of the pandemic. The report confirmed that the original planned audit work for 2021/22 which was not undertaken will be carried forward into the 2022/23 Audit plan. The Committee noted and endorsed the report.
- 3.4. Quarterly updates on progress against the Annual Audit Plan were presented to the Committee throughout the year, for 2021/22 and 2022/23 in the reporting period. The reports highlighted performance against planned work and externalities like

special investigations, financial advice, and financial regulations training. The Internal Audit section's performance was measured against performance indicators set and agreed by the Welsh Chief Auditors' Group. The Committee explored the progress made at each quarter and provided recommendations in wider support of the aims of the Audit section.

- 3.5. Summary reports of finalised audit opinions were reported to the Governance and Audit Committee during the year. This included the audit reports that concluded with an Unfavourable/Unsound Audit Opinion. A summary report of progress made against unfavourable audit opinions was considered by the Committee in September 2022. The Committee resolved to call-in the relevant Heads of Service and Strategic Directors to provide an update on progress made against two audits concluding in a second unfavourable opinion: Audit of Adoption Allowances and Passenger Transport Unit. The Officers attended Committee to present an update in a written report, and subsequently attended to provide a verbal update on further progress made to resolve issues identified. Members of the Committee considered the explanations and assurances provided by the Strategic Director and the Head of Service responsible and made recommendations to be implemented alongside those proposed by officers. Where considered appropriate, further updates were requested by the Committee in future meetings to continue appraisal of developments.
- 3.6. The Operational Internal Audit Plan for 2022/23 based on an assessment of risk and available audit resources was reported to and approved by the Governance and Audit Committee in July 2022.
- 3.7. Reports were received and considered from Audit Wales during the reporting period. Officers were asked to provide responses where appropriate, and Members of the Committee sought assurances on the process of External Audit. Papers presented included:
 - Audit Wales Annual Audit Summary 2021
 - Audit Wales Audit Plan 2022
 - Statement of Accounts 2020/21 ('ISA 260' Response to the Accounts)
 - Audit Wales Fee Consultation 2023/24
 - Audit Wales and Regulatory Bodies 6-month update
 - Audit Wales Newport City Council Outline Plan
- 3.8. In January 2023, the Committee considered the reports and recommendations of external audit and inspection agencies and their implications for governance, risk management or control arrangements. The Committee recognised that this was a relatively new report under the Governance and Audit Committee's updated Terms of Reference to align with the Local Government and Elections (Wales) Act 2021. The report included regulatory activity updates from three external regulators: Audit Wales, Care Inspectorate Wales, and Estyn; each responsible for providing assurance that the Council was fulfilling its statutory duties and providing value to the public. This report covered October to March of 2021/22 financial year.
- 3.9. Where recommendations were raised for local authorities to consider, an overview of the Council's action(s) was included in the report. There were three local reports from Audit Wales: audit of accounts, Cremation Committee, and the improving reporting audit. There was one national review in Wales involving the participation of many local authorities, including Newport, looking at the National Fraud Initiative that

resulted in three recommendations that were shared with Committee. The report also confirmed that there a small number of reviews ongoing.

- 3.10. The Committee considered the contents of the report concerning regulatory activity completed, and the assurances provided in the meeting that where recommendations were raised, the Council was taking necessary action.
- 3.11. At the first Governance and Audit Committee meeting of the 2022/23 Municipal Year, Audit Wales provided a summary of the reported the 2021 Audit Plan for the Council, and thereafter provided quarterly Audit Wales Work Programme Updates during the year to enable the Committee to be kept up-to-date with the work of Audit Wales and provide opportunity to seek clarity or further information where required.
- 3.12. Audit Wales presented finalised reports to the Governance and Audit Committee during the year, accompanied by Council progress updates on the implementation of recommendations and proposals for improvement contained within the reports.

4. Risk Management Arrangements

- 4.1. Considering the effectiveness of the authority's risk management arrangements and the control environment falls under the remit of the Governance and Audit Committee. This includes reviewing the risk profile of the organisation and securing assurances that action is being taken on risk-related issues that may prevent the Council from achieving its Corporate Plan or delivering services to its communities and service users in Newport. The Governance and Audit Committee fulfilled its role in reviewing and monitoring the corporate governance and risk management arrangements in place, with comments and recommendations of the Committee on the risk process going on to be considered by Cabinet. The Committee explored the arrangements in place to record and monitor risks in order to establish that the processes for identifying risks were robust and operating correctly, rather than the detail of the risks themselves. Comments and recommendations made by Committee were considered by Cabinet.

5. Financial Statements, Council's Constitution in respect of contract procedure rules and financial regulations

- 5.1. The Governance and Audit Committee is required to monitor the effectiveness of the control environment, including arrangements for ensuring value for money, supporting standards and ethics and for managing the authority's exposure to the risks of fraud and corruption. The Committee were presented with the draft 2021/22 Statement of Accounts for the Council and Audit Wales provided a verbal update on the progress of the audit of those accounts. They informed the Committee that no significant matters had been identified to date although there were delays due to the issues around infrastructure assets valuations included in the accounts and which was an 'all Wales issue.' The Committee noted that a final, audited, set of accounts would be presented at the January meeting of the Governance and Audit Committee for approval. Following review and endorsement by Committee, the Council's 2021/22 audited Statement of Accounts were signed by the Chair of Governance & Audit and Head of Finance in January 2023, having received an unqualified opinion by Audit Wales (i.e., clean bill of health).
- 5.2. The Year End Report on Treasury Management was presented to Committee in May 2022. The report confirmed that all treasury and prudential indicators had been adhered to for the financial year 2021/22. The Committee explored the relevant

factors presented in the report with Officers before endorsing the content of the report.

- 5.3. The Committee considered the Half Yearly Report on Treasury Management in October 2022. This report informed Governance and Audit Committee of treasury activities undertaken within the financial year 2022/23 and confirmed, (other than interest rate volatility exposure), that all treasury and prudential indicators had been adhered to. The Committee provided feedback on the report which was shared in the subsequent report to Cabinet and Council.
- 5.4. In January 2023, the Committee considered the draft Capital and Treasury Management Strategy prior to it being reporting to full Council. The Capital Programme is a key enabler in delivering against the Council's Corporate Plan. The programme presented was due to end in March 2023, with a new five-year programme commencing in 2023/24. The new programme comprises of annual recurring allocations and a number of ongoing schemes carried forward from the existing programme. The Committee found the report to be comprehensive and well-written and noted and commented on a number of the complexities the report referenced. The report was approved by the Committee.
- 5.5. The Head of Finance presented a report on Lessons Learned in 2021/22, outlining the findings of an initial review carried out by finance officers following the 2021/22 accounts closedown to put into place further improvements for the closedown of the accounts process. The Committee considered the assessment on the findings of the Lessons Learned review, the plans in place to implement for 2022/23 and the key risks to the closedown process for 2022/23. The Committee noted that this review was of high importance to ensure improvements for 2022/23 were delivered. The Committee added their endorsement to the following up of Related Party form submission with group leaders and endorsed the report and planned improvements.
- 5.6. The Committee received regular updates providing details of decisions on the use of Standing Order 24 (decisions taken urgently) or the Waiving of Contract Standing Orders (CSOs) for the above period. In consideration of these reports, Members were mindful that they were not questioning the merits of the decisions taken but were focussing on why decisions were taken as urgent or why CSOs needed to be waived. Background information on the reviewing of Cabinet Member Urgent Decisions and their reason for urgent decisions was explained at the Committee as well as the Waiving of CSOs. The Committee requested clarity on matters raised, considered the reasons for the urgency/waiving of CSOs and noted the decision.

6. Annual Governance Statement

- 6.1. The draft Annual Governance Statement (AGS) for 2021/22 was reported to the Governance and Audit Committee in May 2022; the statement concluded that the Coronavirus pandemic did not lead to significant internal control or governance issues which impacted on the overall review of effectiveness and that there are effective governance arrangements in place at Newport City Council. The Committee endorsed the conclusion of the report and recommended that monitoring continued during 2022/23.

7. Arrangements for Handling Complaints

- 7.1. In May 2022, the Committee considered an overview of the Council's approach to completing its annual Corporate Self-Assessment as per the Local Government and Elections (Wales) Act 2021. The Committee endorsed the approach that the Council would integrate its Self-Assessment into the Council's Annual Corporate Report whilst

also considering the findings and assessments completed in other statutory annual reports. The Committee committed to ensuring that the self-assessment had been completed in accordance with the Act; reviewing the draft report, its conclusions, and actions; and proposing recommendations for changes to the assessment.

- 7.2. The draft Annual Corporate Well-being Self-Assessment Report 2021/22 was brought to Committee for their consideration in October 2022. The Council confirmed that it had integrated its Annual Report with its annual Well-being Report to provide an overview on the effectiveness of the Council's Governance and Performance arrangements to deliver its Corporate Plan and services. The Council's Self-Assessment requirements had also considered the findings and assessments completed in other statutory annual reports. The Governance and Audit Committee considered the Council's Corporate Annual Report 2021/22 and made a number of recommendations for improvement to the report including clarifying the link between the Corporate Plan and Well-being Objectives and the outcomes being achieved.
- 7.3. In September 2022, the Committee was asked to consider an overview of how the Council manages Compliments, Comments and Complaints and the annual report on the Council's performance in 2021/22. In accordance with the additional requirements under the Local Government and Elections (Wales) Act 2021, the Council considered the report and made recommendations for improvements, including adding further details to future reports concerning equalities data captured to better understand the demographics and representation of residents raising concerns. An action plan to improve the service delivered by the service and to address issues identified in the report was included in the presentation to Committee. A follow-up report on progress made against the actions for improvement was presented to the Committee in March 2023. Further progress will be reported to the Committee in the 22/23 Annual Report.

8. Ongoing Development of Governance and Audit Committee

- 8.1. The Committee completed training in the reporting period as follows:
 - Finance and Treasury in May 2022
 - Risk Management in September 2022

9. Conclusion

- 9.1. During 2022/23 the Council's Governance and Audit Committee has reviewed and challenged a range of topic areas, including the work of Internal and External Audit, the Committee's responsibilities as set out in the Local Government and Elections (Wales) Act 2021 and its responsibility in respect of reviewing and scrutinising the Council's Treasury Management arrangements. From a review of the coverage of Governance and Audit Committee's work and oversight during the year, as set out in Section 2, it is considered that the Committee has delivered its work plan and responsibilities in line with its Terms of Reference. The Annual Report demonstrates that the Council has sound arrangements in place in respect of its Governance and Audit Committee, noting that the level of knowledge and experience of Members was good or satisfactory.

Terms of Reference of the Governance and Audit Committee

To exercise the following functions and take the following resolved decisions, under delegated powers:

- (i) To appoint the Chair and Deputy Chair of the Governance and Audit Committee
- (j) To receive and approve the Council's Annual Statement of Accounts in accordance with the Accounts and Audit Regulations
- (k) To receive and approve the Annual Internal Audit Report from the Chief Internal Auditor
- (l) To receive and approve the Annual Internal Audit Plan
- (m) To review and approve the annual programme for internal audits, the audit priorities and effectiveness of the programme in providing adequate assurance in respect of the Council's main business risks
- (n) To review and monitor the effectiveness of the Council's system of internal control and the proper administration of its financial affairs, including corporate governance and risk management arrangements, the control environment and associated anti-fraud and anti-corruption arrangements
- (o) To engage with external auditors and inspection agencies and other relevant bodies to ensure that there are effective relationships between external and internal audit.

To exercise the following functions and make recommendations, where appropriate

- (p) To monitor and oversee the implementation and outcomes of the internal audit programme and, where necessary, review and make recommendations regarding unsatisfactory audit reports
- (q) To review the adequacy of the Council's internal audit resources and to make recommendations, where necessary
- (r) To seek assurances on the adequacy of Cabinet, Cabinet Member and/or management responses to internal audit advice, findings and recommendations and monitor implementation and compliance with agreed action plans
- (s) To consider the Annual Audit and Inspection Letter, make any recommendations to Cabinet and to monitor the Council's response to individual risks or areas of concern identified in the Letter
- (t) To consider the Annual Report on Treasury Management and Prudential Indicators and make recommendations to Council
- (u) To receive and consider inspection reports from external regulators and inspectors and to make recommendations and, where necessary, monitor implementation and compliance with agreed action plans
- (v) To monitor and review decisions to waive Contracts Standing Orders and urgent executive decisions taken without consultation and to make recommendations where appropriate.
- (w) To make recommendations to the Head of Finance and Monitoring Officer in relation to the Financial Procedures and Regulations set out in the Council's Constitution
- (x) To recommend to the Council the appointment of further lay members, where appropriate

Appendix 2

Reports received by Governance and Audit Committee in 2022/23

Meeting	Report
May 2022	Audit Committee: Changes to Title and Terms of Reference
May 2022	Annual Corporate Self-Assessment
May 2022	Corporate Risk Register Q3 2021/22
May 2022	Treasury Management Year End Report 2021/22
May 2022	Audit Wales Annual Audit Summary 2021
May 2022	Audit Wales Annual Audit Plan 2022
May 2022	Internal Audit – Progress Against Audit Plan Q3 2021/22
May 2022	Internal Audit Charter Revised and Updated
May 2022	Annual Governance Statement (draft)
May 2022	Internal Audit Annual Plan 2022-23
May 2022	Internal Audit Annual Report 2021-22
July 2022	Corporate Risk Register Quarter 4
July 2022	Regulatory Reports 2021/22 Update
July 2022	Statement of Accounts 2021/22
July 2022	Internal Audit Plan 2022/23
July 2022	SO24/Waiving of Contract SOs: Quarterly report reviewing Cabinet/CM Urgent Decisions or waiving Contract SOs (Q3 2021/22)
September 2022	Annual Reports on Compliments, Comments and Complaints Management 2022
September 2022	Corporate Risk Register Q1 2022/23
September 2022	Progress against Internal Audit Plan Q1 2022/23
September 2022	Audit Wales Fee Consultation 2023/24
September 2022	Internal Audit Plan – Progress against Unfavourable Audit Opinions
October 2022	Call In re: the Internal Audit of Adoption Allowances resulting in a Second Unsatisfactory Opinion
October 2022	Annual Corporate Well-being Self-Assessment Report 2021/22
October 2022	Treasury Management Report 2022/23

October 2022	Internal Audit – Progress against Audit Plan Q2 2022/23
January 2023	Call In re: the Internal Audit of Passenger Transport Unit resulting in a Second Unsatisfactory Opinion
January 2023	Update on Call In re: the Internal Audit of Adoption Allowances resulting in a Second Unsatisfactory Opinion
January 2023	Corporate Risk Register Q2 2022/23
January 2023	Audit Wales and Regulatory Bodies 6-month update
January 2023	Internal Audit Plan – Progress against Audit Plan Q3 2022/23
January 2023	SO24/Waiving of Contract SOs: Quarterly report reviewing Cabinet/CM Urgent Decisions or waiving Contract SOs (Q3 2022/23)
January 2023	Draft Capital and Treasury Management Strategy
January 2023	Statement of Accounts 2021/22
January 2023	Audit of Financial Statements Report 2021/22
March 2023	Update on Compliments, Comments and Complaints Management Report 2022
March 2023	Corporate Risk Register Q3 2022/23
March 2023	Lessons Learned 2021/22
March 2023	Audit Wales NCC Outline Plan 2023

Mae'r dudalen hon yn wag yn

Report

Governance and Audit Committee

Part 1

Date: 23 November 2023

Subject Draft Work Programme

Purpose To report the details of this Committee's work programme.

Author Governance Officer

Ward General

Summary The purpose of a forward work programme is to help ensure Committee Members achieve organisation and focus on the undertaking of enquiries through the Governance and Audit Committee function. This report presents the current work programme to the Committee for information and details the items due to be considered at the Committee's next two meetings.

Proposal **The Committee is asked to endorse the proposed schedule for future meetings, confirm the list of people it would like to invite for each item, and indicate whether any additional information or research is required.**

Action by Governance and Audit Committee

Timetable Immediate

Background

The purpose of a forward work programme is to help ensure Councillors achieve organisation and focus on the undertaking of enquiries through the Governance & Audit Committee function.

Attached at Appendix 1 is the forward work programme for this Committee. Below are the items scheduled to be presented at the Committee's meetings until June 2024.

Committee Members are asked to endorse this schedule, confirm the list of people they would like to invite for each item, and indicate whether any additional information or research is required.

23 November 2023 (Extra Committee)
Statement of Accounts 2022/2023
Verbal Update from the Strategic Director of Social Services re the Unsound opinion for Children Services Safeguarding Childrens Money
Verbal Update from the Strategic Director of Social Services re the internal Audit of Adoption Allowances

resulting in a Third Consecutive Unsatisfactory Opinion
Corporate Risk Register Quarter 2
Risk Management Policy
Audit of Financial Statements Report 2022/23
Governance and Audit Committee Annual Report

Comments of Chief Financial Officer

There will be financial consequences for some of the reviews undertaken. These will be commented upon as the reports are presented. The preparing and monitoring of the work programme is done by existing staff for which budget provision is available.

Comments of Monitoring Officer

There are no legal implications arising from this report.

Comments of Head of People, Policy and Transformation

The sustainable development principle of the Wellbeing of Future Generations Act will need to be addressed in individual reports, along with any human resources implications.

Background Papers

None.

Appendix 1

Forward Work Plan; agenda set out in a table for each meeting.

(Audit Committee to meet every other month unless circumstances dictate otherwise)

25 January 2024
Internal Audit Plan – Progress (Quarter 3)
Corporate Risk Register Quarter 2
Audit Wales and Regulatory Bodies 6-month update
Capital and Treasury Management Strategy 2024/25
Internal Audit Unsatisfactory Audit Opinions (6 monthly report)
Audit Wales Annual Report on Grants Works 2020-21 and 2021-22 Draft
Lessons Learned 2022/23

28 March 2024
Corporate Risk Register (Quarter 3)
WAO Annual Report on Grants Works 2022-23
Annual Governance Statement (draft statement)
Member Development Self Evaluation Exercise
SO24/Waiving of Contract SOs: Quarterly report reviewing Cabinet/CM urgent decisions or waiving

Contract SOs (Quarter 3)

30 May 2024

Appointment of Chairperson

Treasury Management Year End Report 2023/2024

Corporate Risk Register Quarter 4

SO24/Waiving of Contract SOs: Quarterly report reviewing Cabinet/CM urgent decisions or waiving Contract SOs (Quarter 4, January to March)
--

Audit Wales Annual Report on Grants Works 2023-2024 Draft

Internal Audit Annual Report 2022-2023
--

Internal Audit Annual Plan 2024-2025

Audit Wales Annual Audit Summary 2023

Audit Wales Annual Audit Plan 2024

Appendix 2

Forward Work Plan; agenda set out in alternative format.

Mae'r dudalen hon yn wag yn

Governance and Audit Committee Work Programme 2023-24

Area	Thursday 23 November 2023 (5pm)	Thursday 25 January 2024 (5pm)	28 March 2024 (5pm)	30 May 2024 (5pm)
Internal Audit		Internal Audit Plan – Progress (Quarter 3)		Internal Audit Annual Report 2022-2023
		Internal Audit Unsatisfactory Audit Opinions (6 monthly report)		Internal Audit Annual Plan 2024-2025
Finance	Statement of Accounts 2022/23	Capital and Treasury Management Strategy 2024/25		Treasury Management Year End Report 2023/2024
	Audit of Financial Statements Report 2022/23			
		Lessons Learned 2022/23		
Audit Wales		Audit Wales and Regulatory Bodies 6-month update	WAO Annual Report on Grants Works 2022-23	Audit Wales Annual Audit Summary 2023
		Audit Wales Annual Report on Grants Works 2020-21 and 2021-22 Draft		Audit Wales Annual Audit Plan 2024
				Audit Wales Annual Report on Grants Works 2023-2024 (Draft)
Risk Management	Corporate Risk Register (Quarter 2)	Risk Management Policy	Corporate Risk Register (Quarter 3)	Corporate Risk Register (Quarter 4)
Referrals and Call in Updates (Operational/Other)	Update on progress re: the Unsound opinion for Children Services Safeguarding Childrens Money			
	Update on progress re: the internal Audit of Adoption Allowances			

Tudalen 285

Governance and Audit Committee Work Programme 2023-24

	resulting in a Third Consecutive Unsatisfactory Opinion			
Governance	Governance and Audit Committee Annual Report		SO24/Waiving of Contract SOs: Quarterly report reviewing Cabinet/CM urgent decisions or waiving Contract SOs (Quarter 3)	SO24/Waiving of Contract SOs: Quarterly report reviewing Cabinet/CM urgent decisions or waiving Contract SOs (Quarter 4)
			Annual Governance Statement (draft statement)	Appointment of Chairperson
			Member Development Self Evaluation Exercise	